



2400 SERIES BELT CONVEYORS & FIELD LOADERS

PARTS MANUAL

TABLE OF CONTENTS

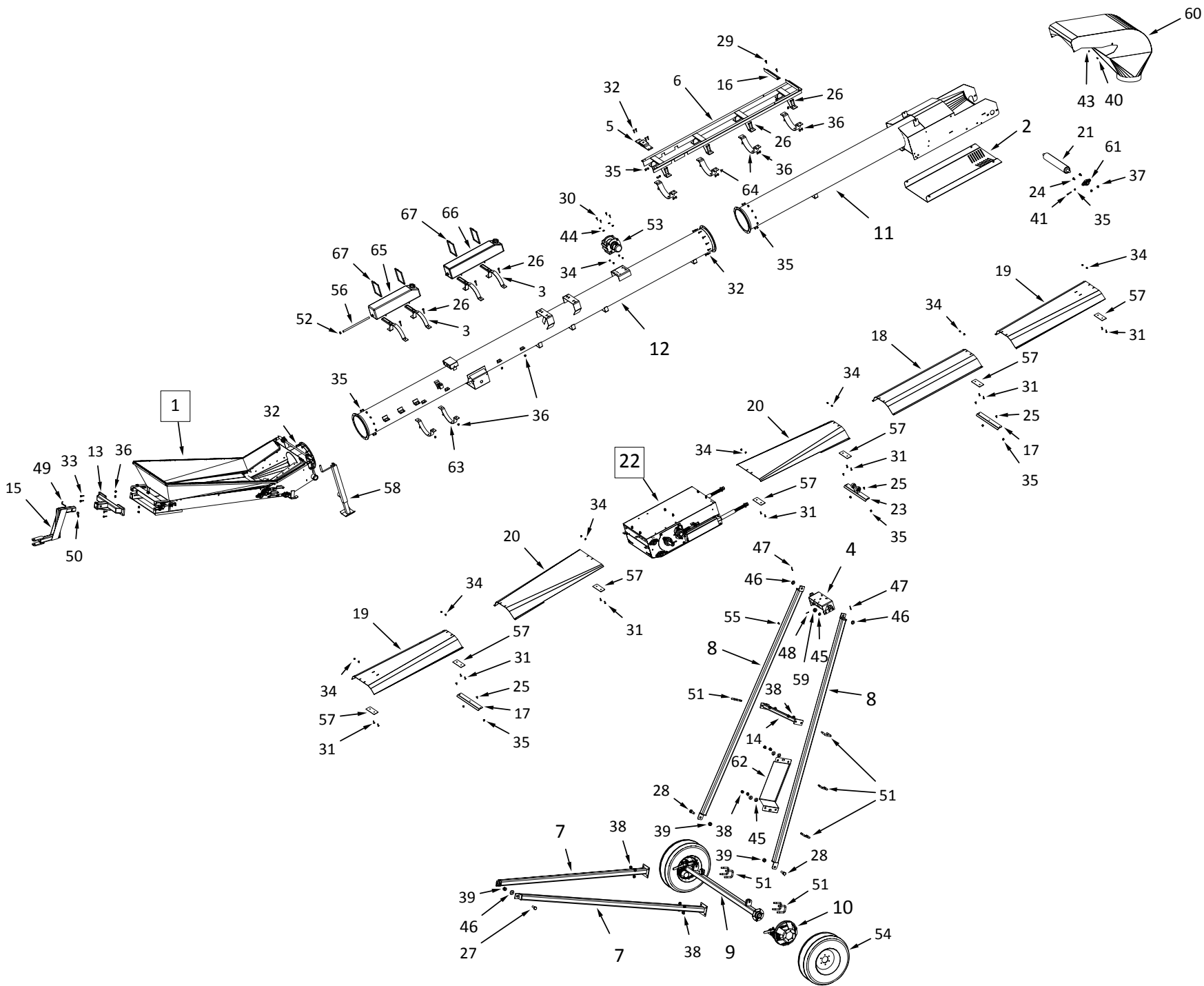
DESCRIPTION	PAGE
2435 FL FMD-24503525	6
S-DRIVE (24590020)	10
HOPPER (2455585X)	12
20-WM CAMLIFT (20580142)	14
24 S-DRV DRCT GBOX W_OC AND TRPL (24593110)	16
24 ELECTRIC GEARBOX DRIVE KIT - 205 (24593000)	20
WHEEL MOVE DRIVE SYSTEM (20580143)	22
2435 FL FMD RAILCAR UNLOADER-24503535	24
S-DRIVE (24590020)	28
HOPPER (2455595X)	30
20-WM CAMLIFT (20580142)	32
24 S-DRV DRCT GBOX W_OC AND TRPL (24593110)	34
24 ELECTRIC GEARBOX DRIVE KIT - 205 (24593000)	38
2435 FL-24503521	40
S-DRIVE (24590020)	44
HOPPER (2455585X)	46
24 S-DRV DRCT GBOX W_OC AND TRPL (24593110)	48
24 ELECTRIC GEARBOX DRIVE KIT - 205 (24593000)	52
2435 FL TD-24503541	54
TD PINCH (24597000)	58
HOPPER (2455585X)	60
24 TD ELECTRIC DRIVE KIT (24590270)	62
2435 FL RAILCAR UNLOADER-24503531	64
S-DRIVE (24590020)	68
HOPPER (2455595X)	70
24 S-DRV DRCT GBOX W_OC AND TRPL (24593110)	72
24 ELECTRIC GEARBOX DRIVE KIT - 205 (24593000)	76
2465-24506511	78
S-DRIVE (24590020)	82
HOPPER (2455580X)	84
24 ELECTRIC GEARBOX DRIVE KIT - 205 (24593000)	86
24 SIDE PTO GEARBX DRVE KIT -W_PINCH (24592200)	88
FRONT DRIVE PTO KIT 24-SERIES (24592230)	90
2475-24507511	94
S-DRIVE (24590020)	98
HOPPER (2455580X)	100

TABLE OF CONTENTS

DESCRIPTION	PAGE
24 ELECTRIC GEARBOX DRIVE KIT - 205 (24593000)	102
24 SIDE PTO GEARBX DRVE KIT -W_PINCH (24592200)	104
FRONT DRIVE PTO KIT 24-SERIES (24592230)	106
2485-24508511	110
S-DRIVE (24590020)	114
HOPPER (2455580X)	116
24 ELECTRIC GEARBOX DRIVE KIT - 205 (24593000)	118
24 SIDE PTO GEARBX DRVE KIT -W_PINCH (24592200)	120
FRONT DRIVE PTO KIT 24-SERIES (24592230)	122
2495-24509511	126
S-DRIVE (24590020)	130
HOPPER (2455580X)	132
24 ELECTRIC GEARBOX DRIVE KIT (24593000)	134
24 SIDE PTO GEARBX DRVE KIT -W_PINCH (24592200)	136
FRONT DRIVE PTO KIT 24-SERIES (24592230)	138
24105-24510511	142
S-DRIVE (24590020)	146
HOPPER (2455580X)	148
24 ELECTRIC GEARBOX DRIVE KIT - 205 (24593000)	150
24 SIDE PTO GEARBX DRVE KIT -W_PINCH (24592200)	152
FRONT DRIVE PTO KIT 24-SERIES (24592230)	154
24105-24510512	158
S-DRIVE (24590020)	164
HOPPER (2455580X)	166
24 ELECTRIC GEARBOX DRIVE KIT - 205 (24593000)	168
24 SIDE PTO GEARBX DRVE KIT -W_PINCH (24592200)	170
FRONT DRIVE PTO KIT 24-SERIES (24592230)	172
24110-24511011	176
S-DRIVE (24590020)	180
HOPPER (2455580X)	182
24 ELECTRIC GEARBOX DRIVE KIT - 205 (24593000)	184
24 SIDE PTO GEARBX DRVE KIT -W_PINCH (24592200)	186
FRONT DRIVE PTO KIT 24-SERIES (24592230)	188
24110-24511012	192
S-DRIVE (24590020)	198
HOPPER (2455580X)	200

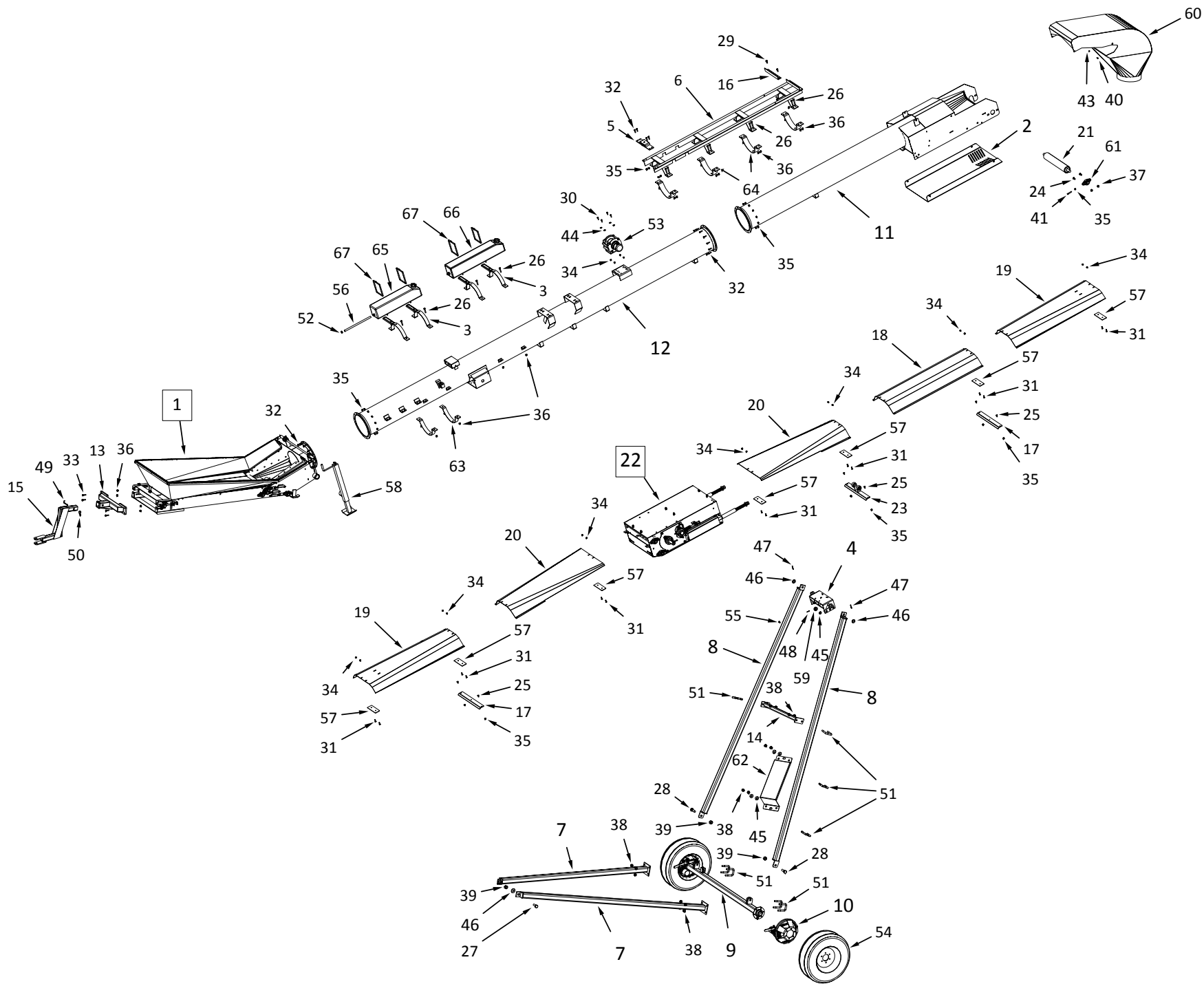
TABLE OF CONTENTS

DESCRIPTION	PAGE
24 ELECTRIC GEARBOX DRIVE KIT - 205 (24593000)	202
24 SIDE PTO GEARBX DRVE KIT -W_PINCH (24592200)	204
FRONT DRIVE PTO KIT 24-SERIES (24592230)	206
24120-24512011	210
S-DRIVE (24590020)	216
HOPPER (2455580X)	218
24 ELECTRIC GEARBOX DRIVE KIT - 205 (24593000)	220
24 SIDE PTO GEARBX DRVE KIT -W_PINCH (24592200)	222
FRONT DRIVE PTO KIT 24-SERIES (24592230)	224
24120-24512012	228
S-DRIVE (24590020)	232
HOPPER (2455580X)	234
24 ELECTRIC GEARBOX DRIVE KIT - 205 (24593000)	236
24 SIDE PTO GEARBX DRVE KIT -W_PINCH (24592200)	238
FRONT DRIVE PTO KIT 24-SERIES (24592230)	240



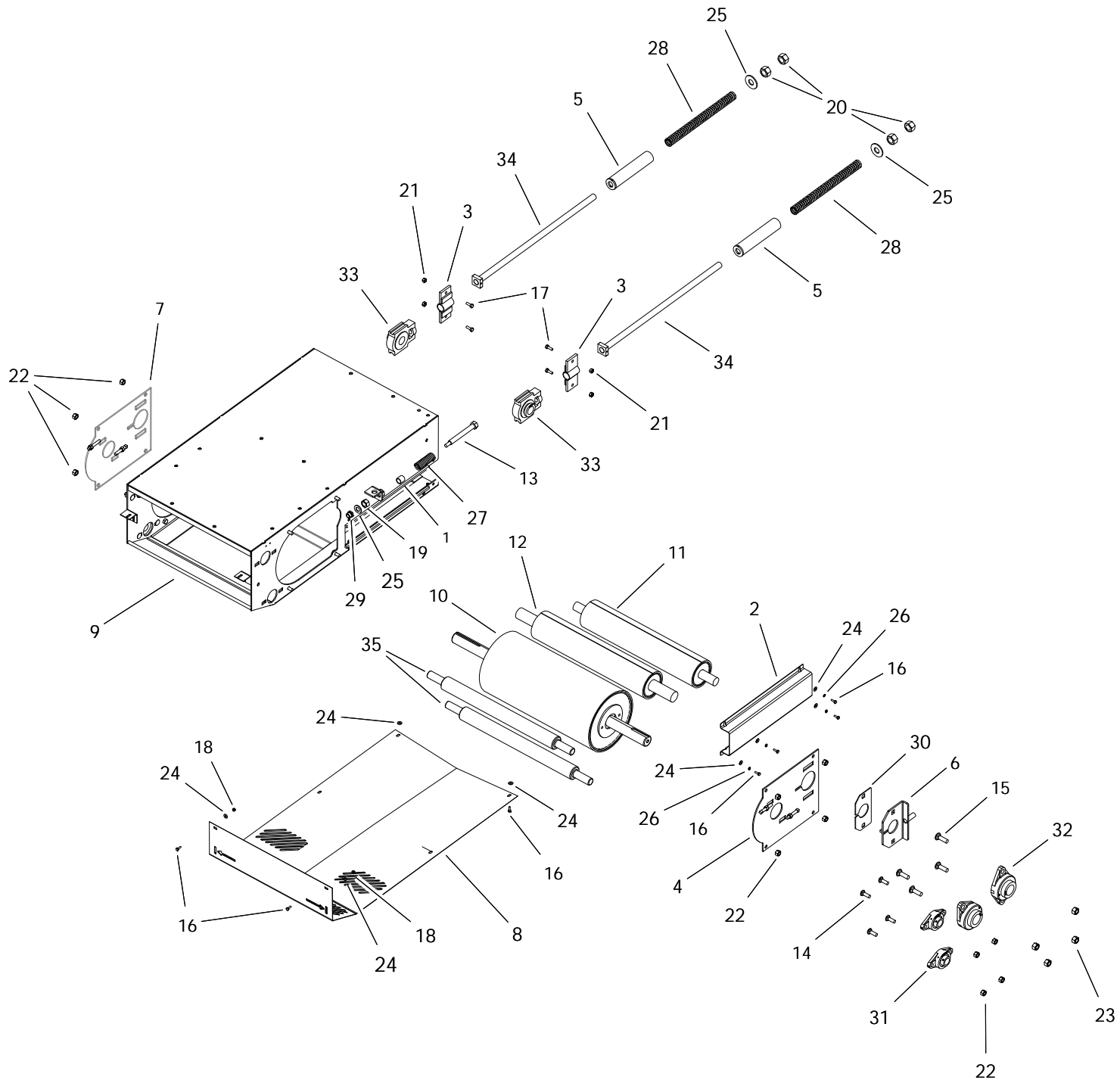
2435 FL FMD-24503525

ITEM	PART NO.	DESCRIPTION
1	2455585X	HOPPER -COLLAPSABLE FL
2	2457603X	24 SPOUT BOTTOM GUARD
3	18010028	SIDE PLASTIC TANK MOUNT
4	20030002	SLIDER-FRAME
5	20030007	LARGE CABLE ATTACHMENT
6	20030020	TRACK 45
7	20030050	AXLE ARM 45
8	20030051	UPRIGHT 2045
9	20030107	AXLE 45 (WITH 12 LUGS)
10	20580143	MOVER-WHEEL MOVE DRIVE SYS 3" AXLE
11	24020003	2400 10' Spout
12	24020015	2435FL CENTER - WELD ON BRKTS
13	24030007	HITCH FL (ONE PC)
14	24030050	24 RAIL FRAME CROSS BRACE
15	24030096	24 Z-DROP TONGUE
16	24032125	24 BOLT-ON TRACK STOP
17	24042106	24FL FITTED WG BASE
18	24042221	24FL-WEATHER GUARD 5'
19	24042222	24FL-WG 5' FLARE - 61-1/2"
20	24042223	24FL-WEATHER GUARD 5' FLT - 61-1/2"
21	24070009	HOPPER/SPOUT ROLLER LAGGED
22	24590020	S-DRIVE ASM W/PINCH
23	240100821	24FL WG ROLLER MNT KIT
24	P0113007	CARRIAGE BOLT 5/8"X2"PLATED
25	P0113013	CARRIAGE BOLT 7/16"X1" PLATED
26	P0114005	TAP BOLT 1/2 X 2-1/2 GR.8 PLATED
27	P0118003	BOLT 1" X 2-1/2" GR8 PLATED
28	P0118004	BOLT 1" X 3" GR8 PLATED
29	P0115020	BOLT 1/2" X 1-1/4" GR5 PLATED
30	P0118046	BOLT 3/8" X 1" GR8 PLATED
31	P0115303	CAPSCREW 3/8X1-1/4FLT HD SOCKET PTD
32	P0118077	BOLT 7/16"X1-1/2" GRADE 8 PLATED
33	P0118090	BOLT 1/2" X 1-3/4" GR8 PLATED
34	P0134026	LOCKNUT-NYLON-3/8" GRADE 8
35	P0134007	LOCKNUT-NYLON-7/16"
36	P0134008	LOCKNUT-NYLON-1/2"
37	P01340101	LOCKNUT-NYLON-5/8" GRADE 8
38	P0134029	LOCKNUT-NYLON-3/4" GRADE 8
39	P0134030	LOCKNUT-NYLON-1" GRADE 8
40	P0141003	TEK SCREW 1/4"X1-1/2" HEX WASHER
41	P0145002	SET SCREW-7/16"X2-1/2"SQ.HD.
43	P0151006	FLAT WASHER 1/4"PLATED USS
44	P0151009	FLAT WASHER 3/8"PLATED USS
45	P0151026	FLAT WASHER 3/4"SAE
46	P0151031	FLAT WASHER 1"PLATED USS
47	P0161001	Cotter Pin 1/4 x 2



2435 FL FMD-24503525

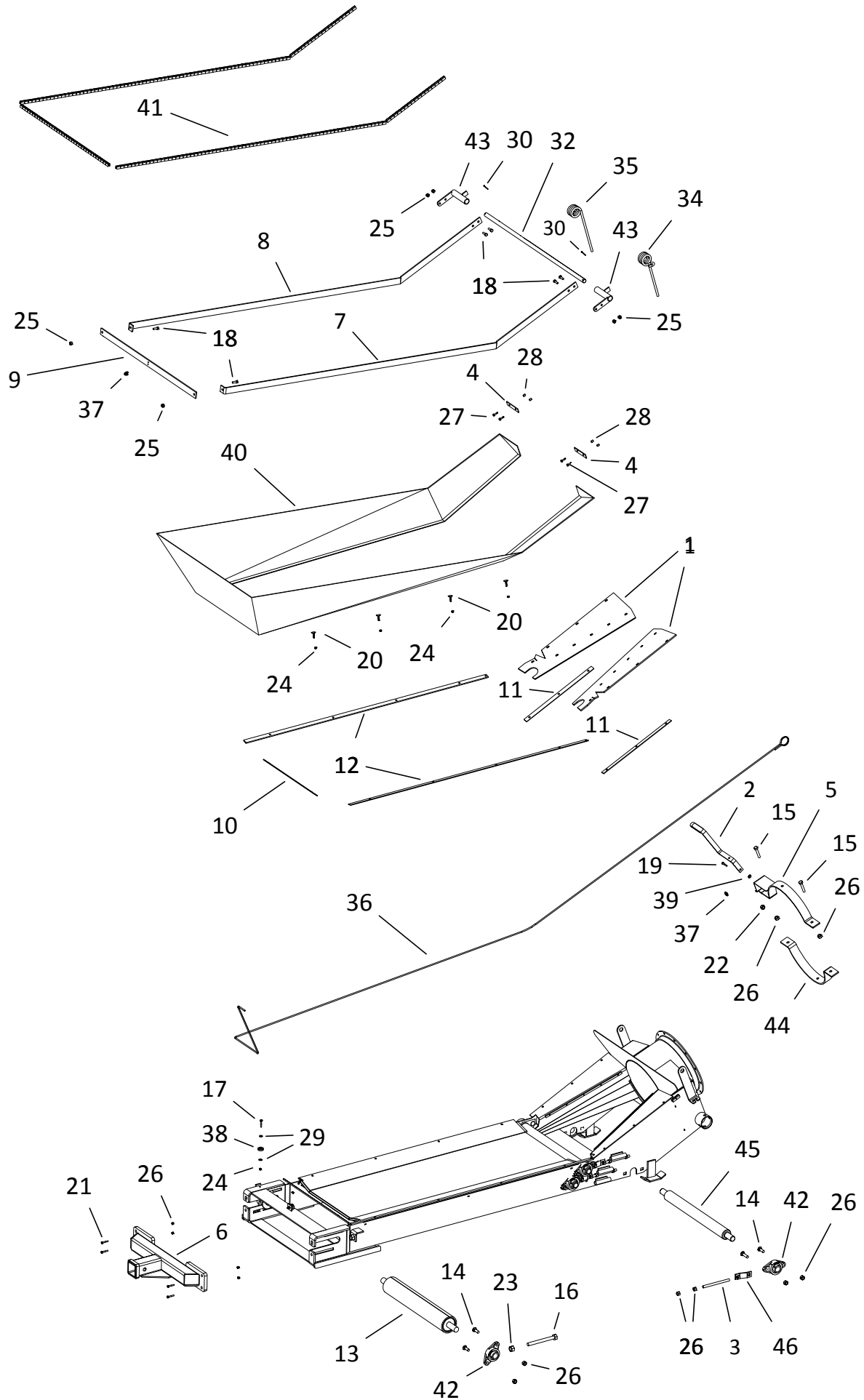
ITEM	PART NO.	DESCRIPTION
48	P0161002	COTTER PIN 5/32X1-1/2"PLATED
49	P0162002	Pin Hitch 3/4 x 3 1/2
50	P0163001	HAIR PIN 3/16" X 3-1/4"
51	P0183004	U-BOLT 3" X 3" -PLATED
52	P0184033	WIRE HOSE CLAMP .500"
53	P0217634B	HYDRAULIC WINCH KIT
54	P0615307	TIRE ASSEMBLY-15"X6"X6BOLT
55	P0712105	CABLE CLAMP-5/16" GALV.
56	P0831008	FUEL LINE-1/4"ID
57	P1010002	BI-MOUNT PLATE CAST
58	P1012009	JACK-7000LB SQ.TUBE 25" EXT
59	P1211305	ROLLER 2" NYLON
60	P1212402	HOOD-ROUND 24 SERIES
61	P1711006	FLANGE UNIT-1-15/16"-PREMIUM
62	P2513003	INSPECTION STEP BI-MOUNT
63	P2518202	2" U-CLAMP
64	P2518203P	3" U-CLAMP PAINTED
65	P021200051	GAS TANK W/CAP W/FITTING-22L
66	P029900052-3	TANK, 22L, BLK W/FTG, CAP HOSE
67	P029900216	GEAR CLAMP 32"
68	24570350	2435FL 94' 6"
69	P0711121	CABLE-5/16" (48')
70	P1243001	CABLE TIE 14" 120 LB (NOT SHOWN)
71	P2227989	MANUAL HOLDER AND LID
72	P2227990	MANUAL HOLDER LID (NOT SHOWN)
73	P0712114	THROTTLE CONTROL 15'
74	P0712102	CHOKE CABLE-15' LOCKING



S-DRIVE (24590020)

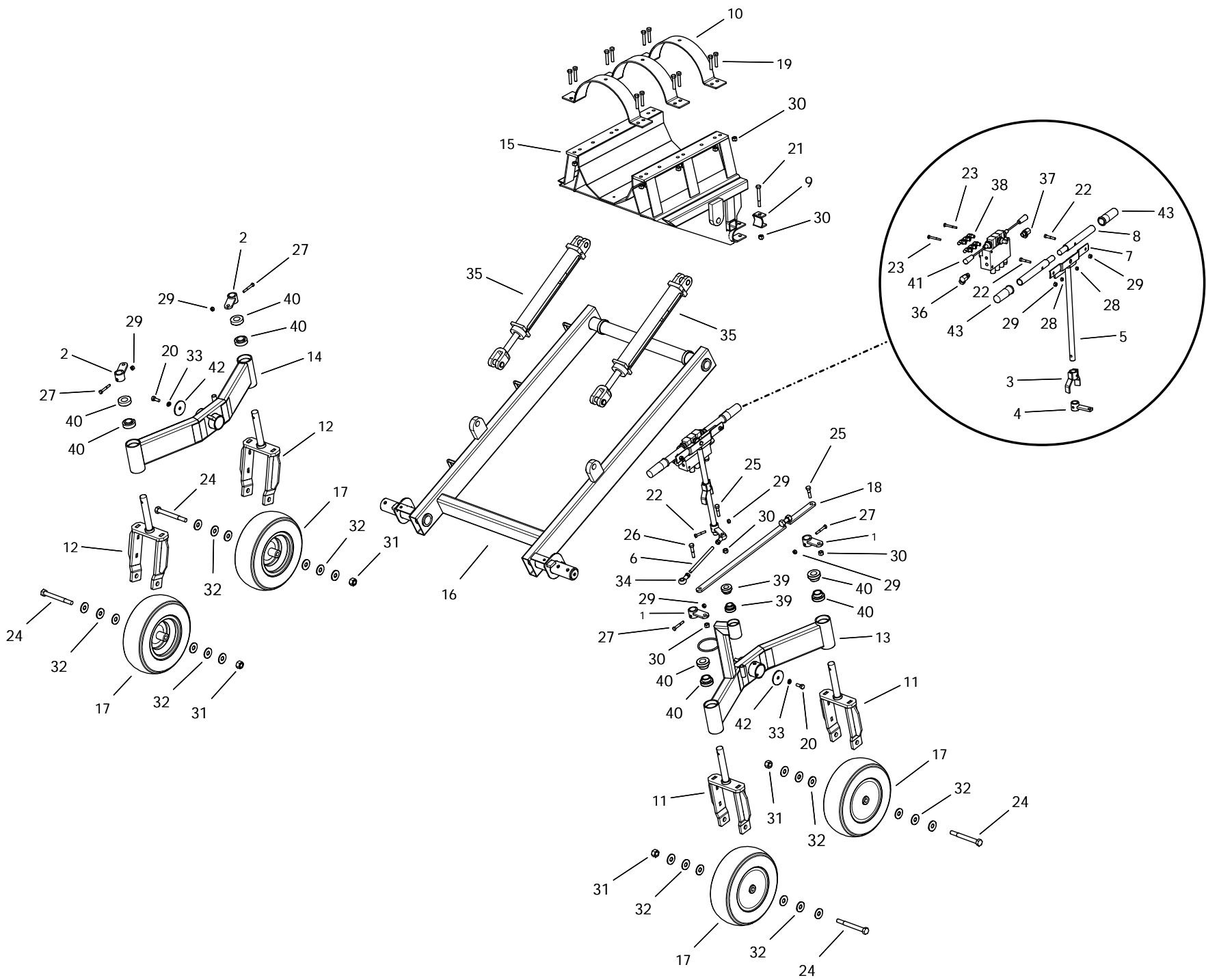
ITEM	PART NO.	DESCRIPTION
1	15062010	PINCH PIPE
2	20042070	S-DRIVE TAKEUP GUARD
3	20060501	S-DRIVE TAKEUP BRACKET
4	20060502	DRIVE ROLLER COVER LH
5	20060504	PRETENSIONER
6	20060507	Pinch Tighener Plate
7	20060514	DRIVE ROLLER COVER RH
8	24040001	S-DRIVE BOTTOM GUARD
9	24060500	24 SERIES S-DRIVE
10	24070005	ROLLER 10-1/2" W/1-15/16 SHAFT
11	24070508	PINCH SD TAKE-UP ROLLER
12	24070509	S-DRIVE PINCH ROLLER
13	P0113000	SPRING TENSION BOLT
14	P0113004	CARRIAGE BOLT 1/2"X1-1/2"PLATED
15	P0113007	CARRIAGE BOLT 5/8"X2"PLATED
16	P0118033	BOLT 1/4" X 3/4" GR8 PLATED
17	P0118046	BOLT 3/8" X 1" GR8 PLATED
18	P0131016	NUT 1/4" PLATED GRADE 8
19	P0131019	NUT 3/4" PLATED GRADE 8
20	P0131021	NUT 1" PLATED GRADE 8
21	P0134026	LOCKNUT-NYLON-3/8" GRADE 8
22	P0134008	LOCKNUT-NYLON-1/2"
23	P01340101	LOCKNUT-NYLON-5/8" GRADE 8
24	P0151006	FLAT WASHER 1/4"PLATED USS
25	P0151031	FLAT WASHER 1"PLATED USS
26	P0152004	LOCK WASHER 1/4"PLATED
27	P0511008	SPRING-LD-1300 SERIES
28	P0511010	SPRING-COMP-1.46"X16.5" (1.05"DIA)
29	P0820129	BUSHING BRASS FLANGED
30	P1210103	PINCH SLIDE PLATE (POLY)
31	P1711005	FLANGE UNIT-1-1/4"-PREMIUM
32	P1711006	FLANGE UNIT-1-15/16"-PREMIUM
33	P1721004	TAKE-UP UNIT-1-1/2"-PREMIUM
34	P2520006	20 S-DRIVE TIGHTENER BOLT
35	P20324001	S-DRIVE RETURN ROLLER
36	P0351010	MACHINERY BUSHING 7/8" MEDIUM (NOT SHOWN)

HOPPER (2455585X)



HOPPER (2455585X)

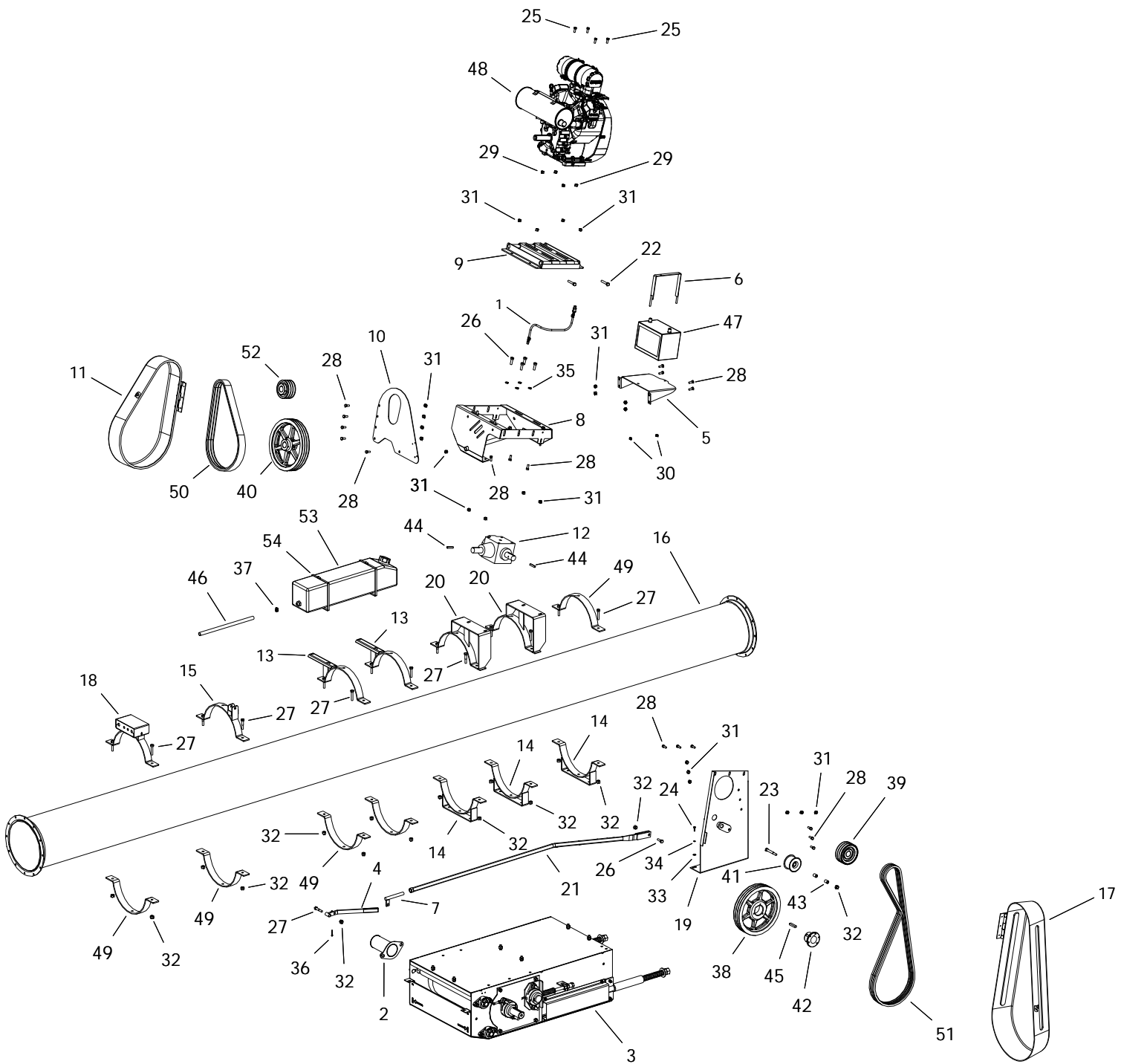
ITEM	PART NO.	DESCRIPTION
1	2455586X	HOPPER -FLASHING ONLY FL
2	13100008	HOPPER HANDLE
3	13102055	TAB ADJUSTER ROD-1/2" X 7"
4	15102061	LOWER CLOTH FRAME TR BACK
5	24010029	SA COLLAPS HANDLE MOUNT
6	24030007	HITCH FL (ONE PC)
7	24100018	24 TRANSFER UPPER FRAME RIGHT
8	24100019	24 TRANSFER UPPER FRAME LEFT
9	24102035	UPPER CLOTH FRAME TR FRONT
10	24102036	LOWER CLOTH FRAME TR FRONT
11	24102037	LOWER CLOTH FRAME TR TRANSITION
12	24102038	LOWER CLOTH FRAME TR SIDE
13	25070006	PITSTOP TAKE-UP ROLLER - 24" BELT
14	P0113001	CARRIAGE BOLT 1/2"X2" PLATED
15	P0114005	TAP BOLT 1/2 X 2-1/2 GR.8 PLATED
16	P0114007	TAP BOLT 3/4 X 7 PLATED
17	P0118026	BOLT 1/4" X 1-1/2" GR8 PLATED
18	P0118046	BOLT 3/8" X 1" GR8 PLATED
19	P0115113	BOLT 3/8" X 1-1/2" GR8 PLATED
20	P0116001	ELEVATOR BOLT 1/4"X1-1/4"
21	P0118090	BOLT 1/2" X 1-3/4" GR8 PLATED
22	P0131018	NUT 3/8" PLATED GRADE 8
23	P0131019	NUT 3/4" PLATED GRADE 8
24	P0134023	LOCKNUT-NYLON-1/4" GR8
25	P0134026	LOCKNUT-NYLON-3/8" GRADE 8
26	P0134008	LOCKNUT-NYLON-1/2"
27	P0141002	TEK SCREW 1/4"X1"
28	P0145001	VINYL SCREW CAP
29	P0151006	FLAT WASHER 1/4"PLATED USS
30	P0161003	COTTER PIN 3/16"X1-1/2"PLATED
31	P0162002	Pin Hitch 3/4 x 3 1/2
32	P0162008	HOPPER PIVOT SHAFT-20/24 (rev1)
33	P0163001	HAIR PIN 3/16" X 3-1/4"
34	P0521005	HOPPER SPRING-R-.437
35	P0521006	HOPPER SPRING-L-.437
36	P0711101	CABLE 1/8" 7 X 19 GAC
37	P0712104	CABLE CLAMP-1/8" GALV.
38	P0713104	CABLE SHEAVE-1-1/4" W/BEARING
39	P1210010	Washer Nylon 3/8 USS
40	P1621020	HOPPER CANVAS-24FL CONV
41	P1641015	TRIM LOCK
42	P1711005	FLANGE UNIT-1-1/4"-PREMIUM
43	P2515017	PIVOT SHAFT BRACKET
44	P2518202P	2" U-CLAMP PAINTED
45	P20325002	PITSTOP TRANSITION ROLLER -24" BELT
46	25050002	BEARING TIGHTENER MOUNT RIGHT



20-WM CAMLIFT (20580142)

ITEM	PART NO.	DESCRIPTION
1	13120007	STEERING PIPE
2	13120008	LOCKING PIPE
3	13120023	STEERING STOP
4	13120024	HD CASTOR RETAINER C/W YOKE LINK AR
5	13120025	STEERING ASM W/VALVE MOUNT
6	13122076	LINKAGE - THREADED 1/2X8 ROD
7	13122078	HANDLE JOINT
8	13122087	WM STEERING HANDLE PIPE
9	15120004	SWIVEL BLOCK
10	P2518203P	3" U-CLAMP PAINTED
11	20120005	FORK-STRAIGHT
12	20120006	FORK-ANGLED
13	20120010	TANDEM AXLE WELD'T HD SP LEFT
14	20120011	TANDEM AXLE WELD'T HD SP RIGHT
15	20120016	WHEEL MOVE BASE
16	20120017	CAM LIFT
17	20120023	WM TIRE REINFORCED
18	20122004	STEERING LINK ARM
19	P0114005	TAP BOLT 1/2 X 2-1/2 GR.8 PLATED
20	P0115020	BOLT 1/2" X 1-1/4" GR5 PLATED
21	P0118130	BOLT 1/2" X 4" GR8 PLATED
22	P0118050	BOLT 3/8" X 2" GR8 PLATED
23	P0118063	BOLT 5/16" X 2-1/2" GR8 PLATED
24	P0118133	BOLT 3/4" X 7" GR8 PLATED
25	P0118016	BOLT 1/2" X 2" GR8 PLATED
26	P0118017	BOLT 1/2"X2-1/2"GRADE 8 PLATED
27	P0118051	BOLT 3/8" X 2-1/2" GR8 PLATED
28	P0134027	LOCKNUT-NYLON-5/16" GRADE 8
29	P0134026	LOCKNUT-NYLON-3/8" GRADE 8
30	P0134008	LOCKNUT-NYLON-1/2"
31	P0134029	LOCKNUT-NYLON-3/4" GRADE 8
32	P0151015	FLAT WASHER 3/4"PLATED USS
33	P0152008	LOCK WASHER 1/2"PLATED
34	P0631010	TIE ROD END BALL JOINT
35	P0812516	HYD CYL-2-1/2X16
36	P0820003	SWIVEL-10ORBX1/2F90
37	P0820009	SWIVEL-6MORBX1/2"FPT/90D
38	P0820611	ELBOW-6 ORBX3/8"JIC M 45
39	P1742001	BEARING-1"(SAA205-16)
40	P1742002	BEARING-1-1/4"
41	P08610091	VALVE-3 SPL-W/2 HANDLES
42	P11130185	AXLE END CAP
43	P020200344	HANDLE GRIP 1-1/4"
44	15120025	SAFETY CHAIN (NOT SHOWN)

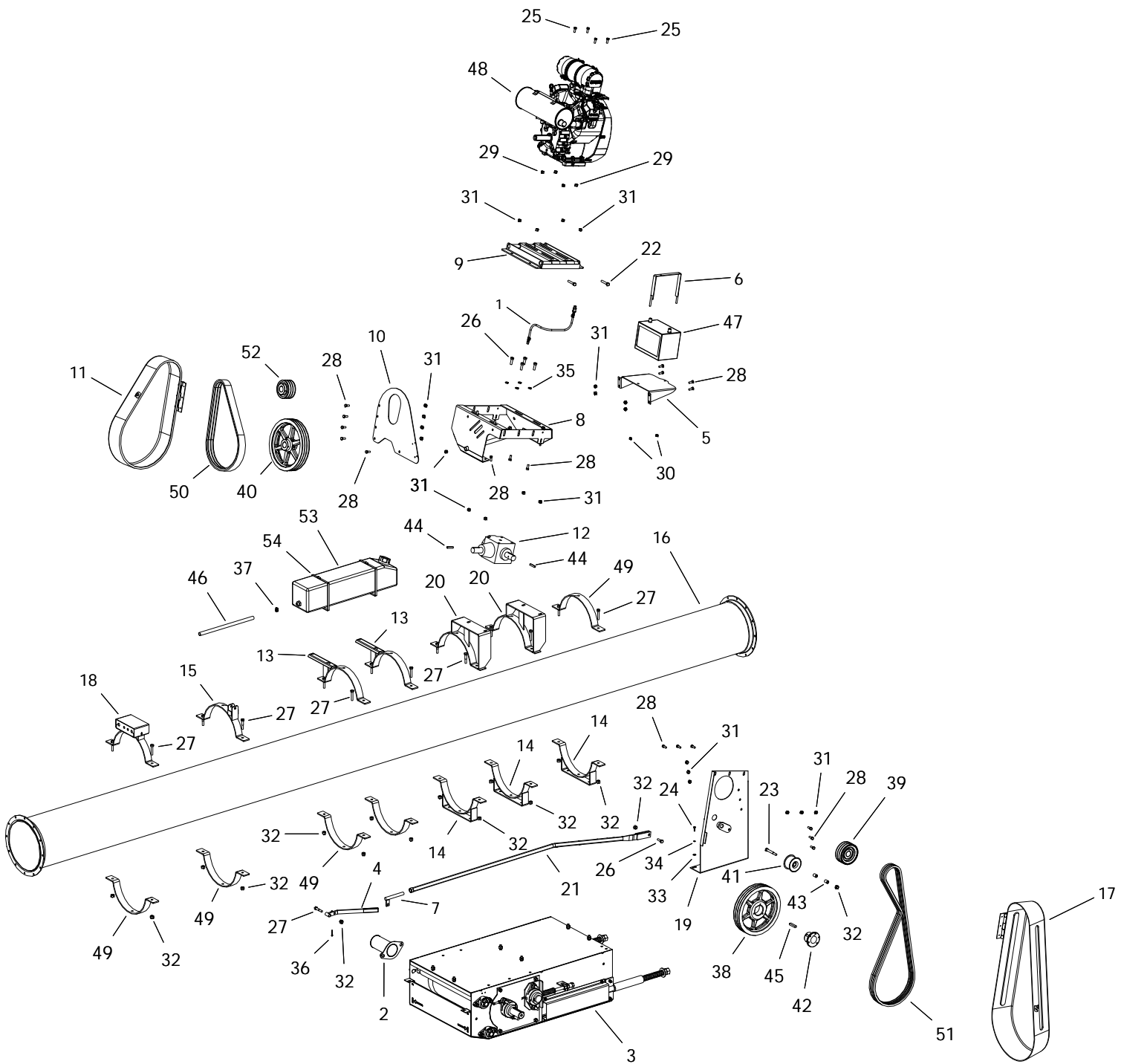
24 S-DRV DRCT GBOX W_OC AND TRPL (24593110)



24 S-DRV DRCT GBOX W_OC AND TRPL (24593110)

ITEM	PART NO.	DESCRIPTION
1	01010003	BREATHER DIRECT DRIVE
2	2400035X	SHAFT GUARD FL-210 ASSY KIT
3	24590020	S-DRIVE ASM W/PINCH
4	13010054	MOTOR MT OVERCENTER HANDLE
5	13012108	MOTOR MOUNT BATTERY MOUNT
6	13060054	BATTERY CLAMP
7	13060074	OVERCENTER ADJUSTER
8	13060102	MOTOR MOUNT
9	13060103	SLIDER MOUNT
10	13060107	ENGINE GUARD BACK
11	15040055	PINCH GUARD SMALL ASSEMBLED
12	15591001	GBOX 90 2:1 CW/CW 1-1/2 4190 W/OIL
13	18010028	SIDE PLASTIC TANK MOUNT
14	20010009	2000 Series Pinch S-Drive Mount Brk
15	20010048	MOTOR MT OVERCENTER ANCHOR BKT
16	20020001	CENTER SECTION 20'
17	20040055	PINCH GUARD EXTENDED ASSEMBLED
18	20060080	DIRECT DRV CONTROL BOX
19	20060105	20S MOTOR MOUNT BACK PLATE
20	24060018	24 DIRECT MOUNT U-CLAMP BRACKET
21	24060084	24 MOTOR MT OVERCENTER PUSHROD
22	P0114005	TAP BOLT 1/2 X 2-1/2 GR.8 PLATED
23	P0118130	BOLT 1/2" X 4" GR8 PLATED
24	P0118131	BOLT 1/4" X 1" GR8 PLATED
25	P0118062	BOLT 5/16" X 2" GR8 PLATED
26	P0118013	BOLT 1/2"X1 1/2" GR.8 PLATED
27	P0118017	BOLT 1/2"X2-1/2"GRADE 8 PLATED
28	P0118076	BOLT 7/16"X1" GRADE 8 PLATED
29	P0134027	LOCKNUT-NYLON-5/16" GRADE 8
30	P0134026	LOCKNUT-NYLON-3/8" GRADE 8
31	P0134007	LOCKNUT-NYLON-7/16"
32	P0134008	LOCKNUT-NYLON-1/2"
33	P0151006	FLAT WASHER 1/4"PLATED USS
34	P0152004	LOCK WASHER 1/4"PLATED
35	P0152008	LOCK WASHER 1/2"PLATED
36	P0161003	COTTER PIN 3/16"X1-1/2"PLATED
37	P0184033	WIRE HOSE CLAMP .500"
38	P0328037	PULLEY-TRPL-B-Q13.6"W/3"BORE
39	P0328050	PULLEY-TRPL-6" W/1-1/2"BORE
40	P0328105	PULLEY-TRPL. 3TB136-1-1/2 SP
41	P0328910	IDLER-FLAT-4"TRPL 2-7/16"WIDE
42	P0340631	HUB-Q1 1-15/16"
43	P0351019	BUSHING 3/4"ODX1/2"IDX1"BRONZE
44	P0391002	KEY 3/8" X 2" LONG
45	P0391007	KEY 7/16" X 1/2" X 2-1/2" LONG
46	P0831008	FUEL LINE-1/4"ID

24 S-DRV DRCT GBOX W_OC AND TRPL (24593110)

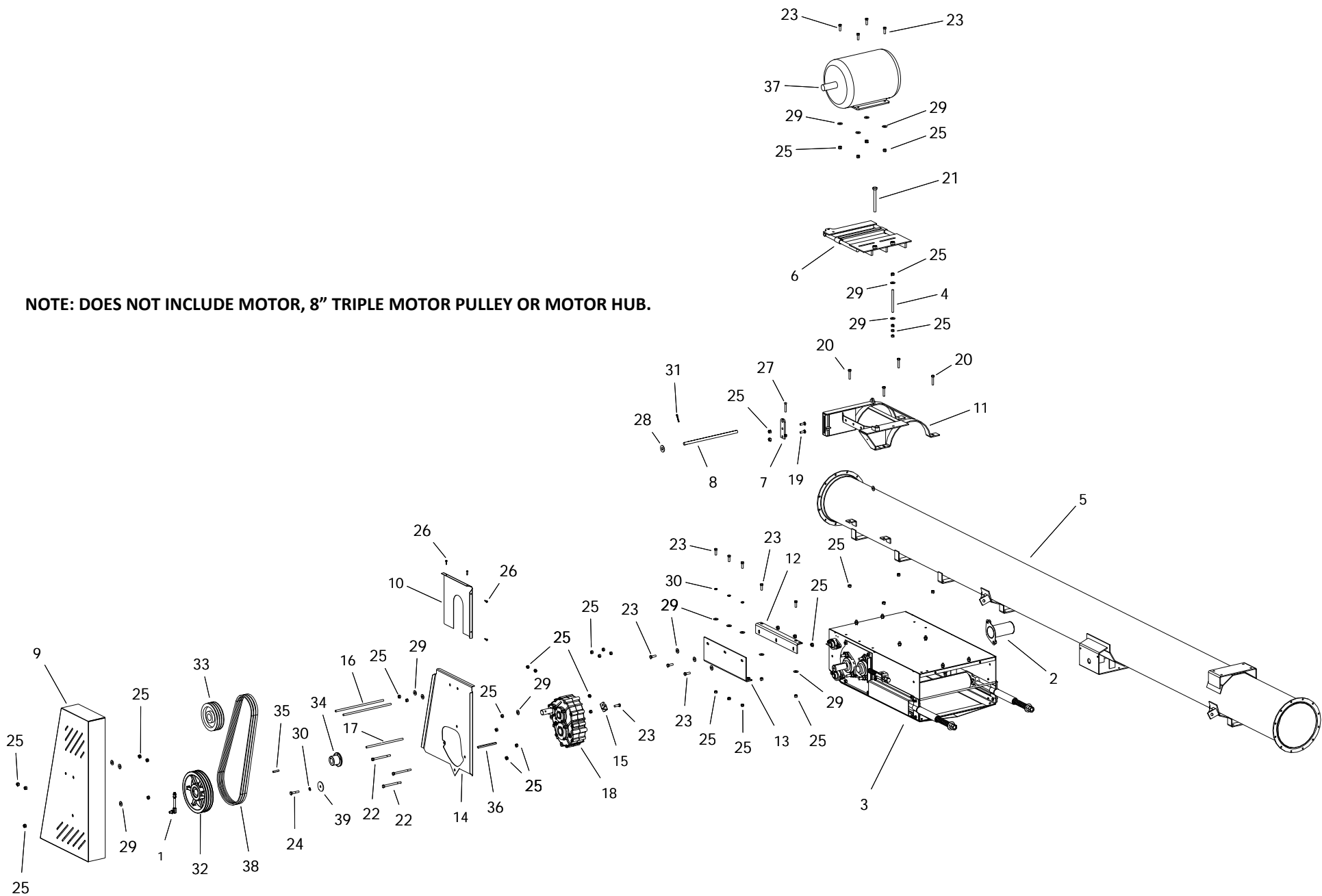


24 S-DRV DRCT GBOX W_OC AND TRPL (24593110)

ITEM	PART NO.	DESCRIPTION
47	P0951013	BATTERY 420CCA
48	P1031094	ENGINE 36 HP V-TWIN KOHLER
49	P2518202P	2" U-CLAMP PAINTED
50	P03210592	BELT 3RB59 TRIPLE BANDED
51	P03210922	BELT 3RB92 TRIPLE BANDED
52	P03280391	PULLEY-TRPL-B-4.6" W/1-1/8" BORE
53	P021200051	GAS TANK W/CAP W/FITTING-22L
54	P029900216	GEAR CLAMP 32"

24 ELECTRIC GEARBOX DRIVE KIT - 205 (24593000)

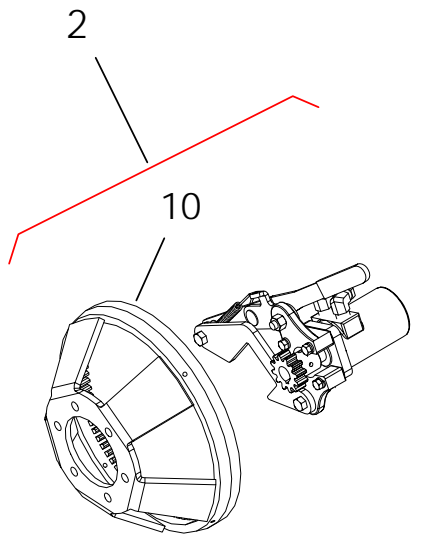
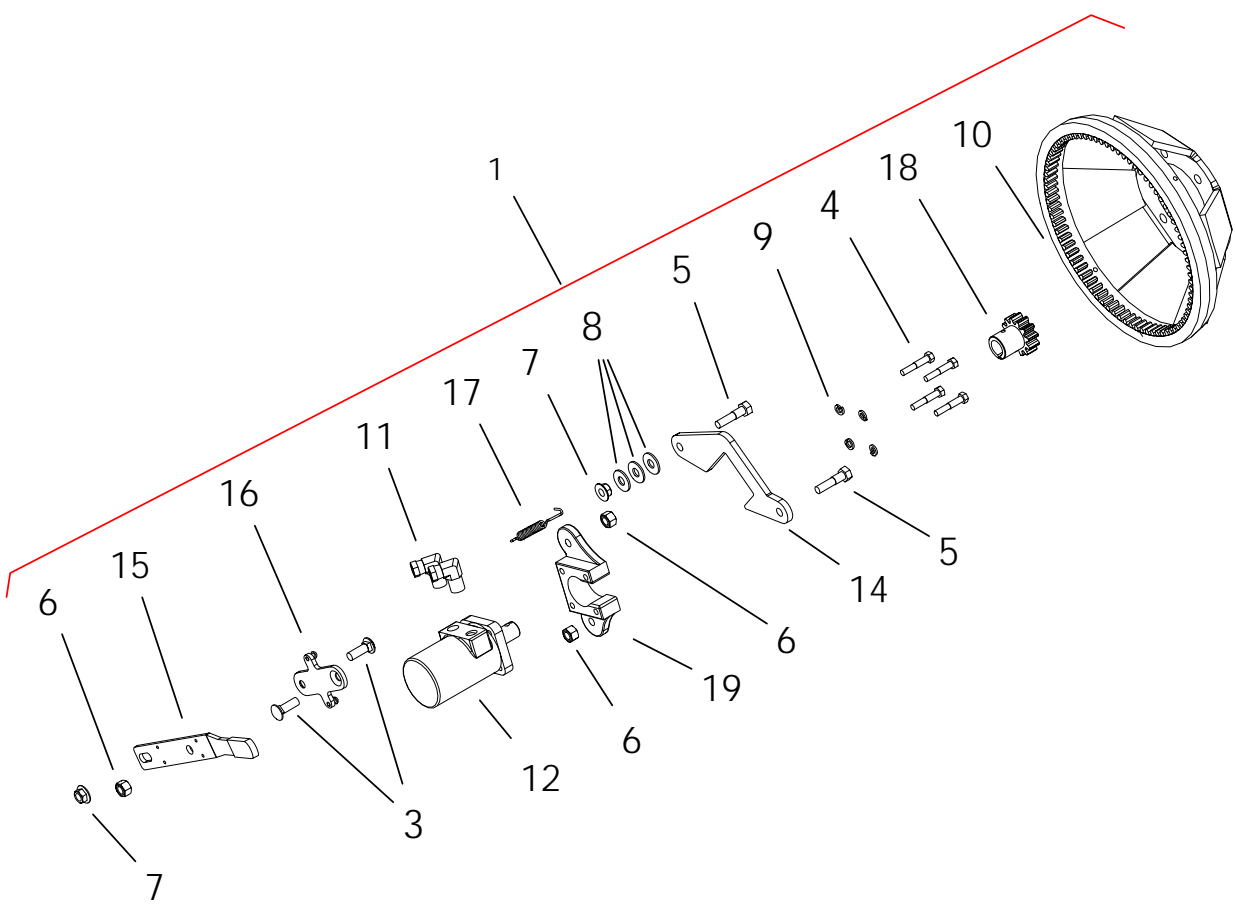
NOTE: DOES NOT INCLUDE MOTOR, 8" TRIPLE MOTOR PULLEY OR MOTOR HUB.



24 ELECTRIC GEARBOX DRIVE KIT - 205 (24593000)

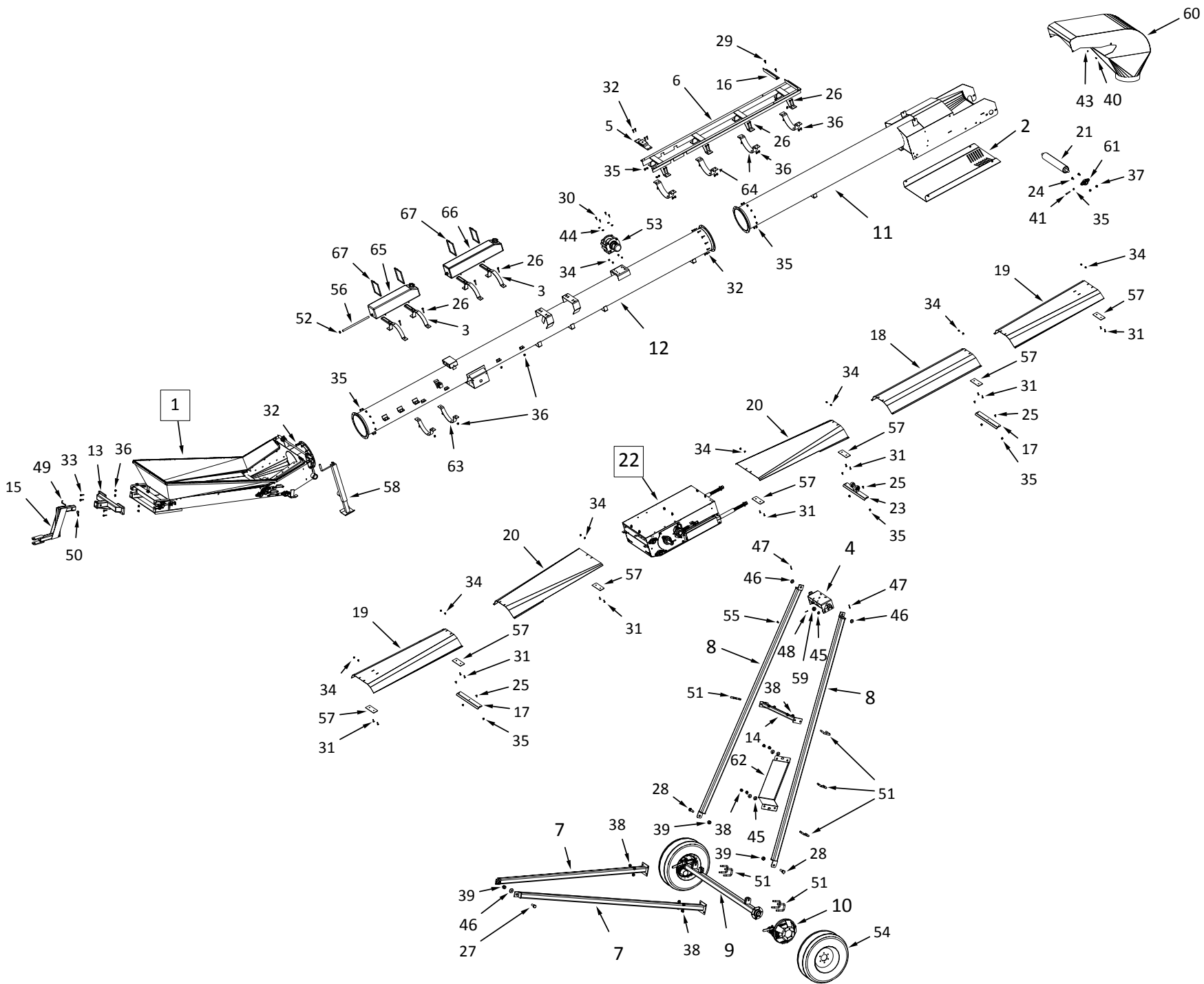
ITEM	PART NO.	DESCRIPTION
1	01010001	BREATHER -M590 GB
2	2400035X	SHAFT GUARD FL-210 ASSY KIT
3	24590020	S-DRIVE ASM W/PINCH
4	13102055	TAB ADJUSTER ROD-1/2" X 7"
5	20020507	CENTER 20' -LOWER SUSP BRKT
6	20060027	ELECTRIC MOTOR MOUNT PLATE
7	20060040	ELECTRIC MOUNT ADJUSTER
8	20060055	ELECTRIC MOTOR MOUNT PIN-HD
9	24040012	24 ELEC PULLEY GUARD
10	24040013	24 ELEC PULLEY GUARD BACK
11	24060005	24 ELECTRIC OFFSET MOTOR CLAMP
12	24061016	24 ELEC OFFSET CLAMP SUPPORT TOP
13	24061017	24 ELEC OFFSET CLAMP SUPPORT BOTTOM
14	24061018	24 ELECTRIC BACK PLATE PINCH
15	24062178	24 ELEC GEARBOX STABILIZER
16	24062180	ADJUSTER ROD 1/2" X 17"
17	24062181	ADJUSTER ROD 1/2" X 13"
18	24591001	GBOX 6:1 CW/CW 1-15/16 W/OIL
19	P0113004	CARRIAGE BOLT 1/2"X1-1/2"PLATED
20	P0114005	TAP BOLT 1/2 X 2-1/2 GR.8 PLATED
21	P0114007	TAP BOLT 3/4 X 7 PLATED
22	P0118023	BOLT 1/2" X 6" GR8 PLATED
23	P0118013	BOLT 1/2"X1 1/2" GR.8 PLATED
24	P0118017	BOLT 1/2"X2-1/2"GRADE 8 PLATED
25	P0134008	LOCKNUT-NYLON-1/2"
26	P0141002	TEK SCREW 1/4"X1"
27	P0145002	SET SCREW-7/16"X2-1/2"SQ.HD.
28	P0151015	FLAT WASHER 3/4"PLATED USS
29	P0151029	FLAT WASHER 1/2"PLATED USS
30	P0152008	LOCK WASHER 1/2"PLATED
31	P0161001	Cotter Pin 1/4 x 2
32	P0328095	PULLEY-TRIPLE 3B124SK
33	P0328095	PULLEY-TRIPLE 3B124SK
34	P0341924	HUB SK 1-1/2
35	P0391002	KEY 3/8" X 2" LONG
36	P0391006	KEY 3/8 X 1/2 X 6-1/2 LONG
37	P0931005	MOTOR 10HP 3PH 230/460V 1740RPM
38	P03210388	BELT 3RB88 BANDED
39	P11130185	AXLE END CAP

WHEEL MOVE DRIVE SYSTEM (20580143)



WHEEL MOVE DRIVE SYSTEM (20580143)

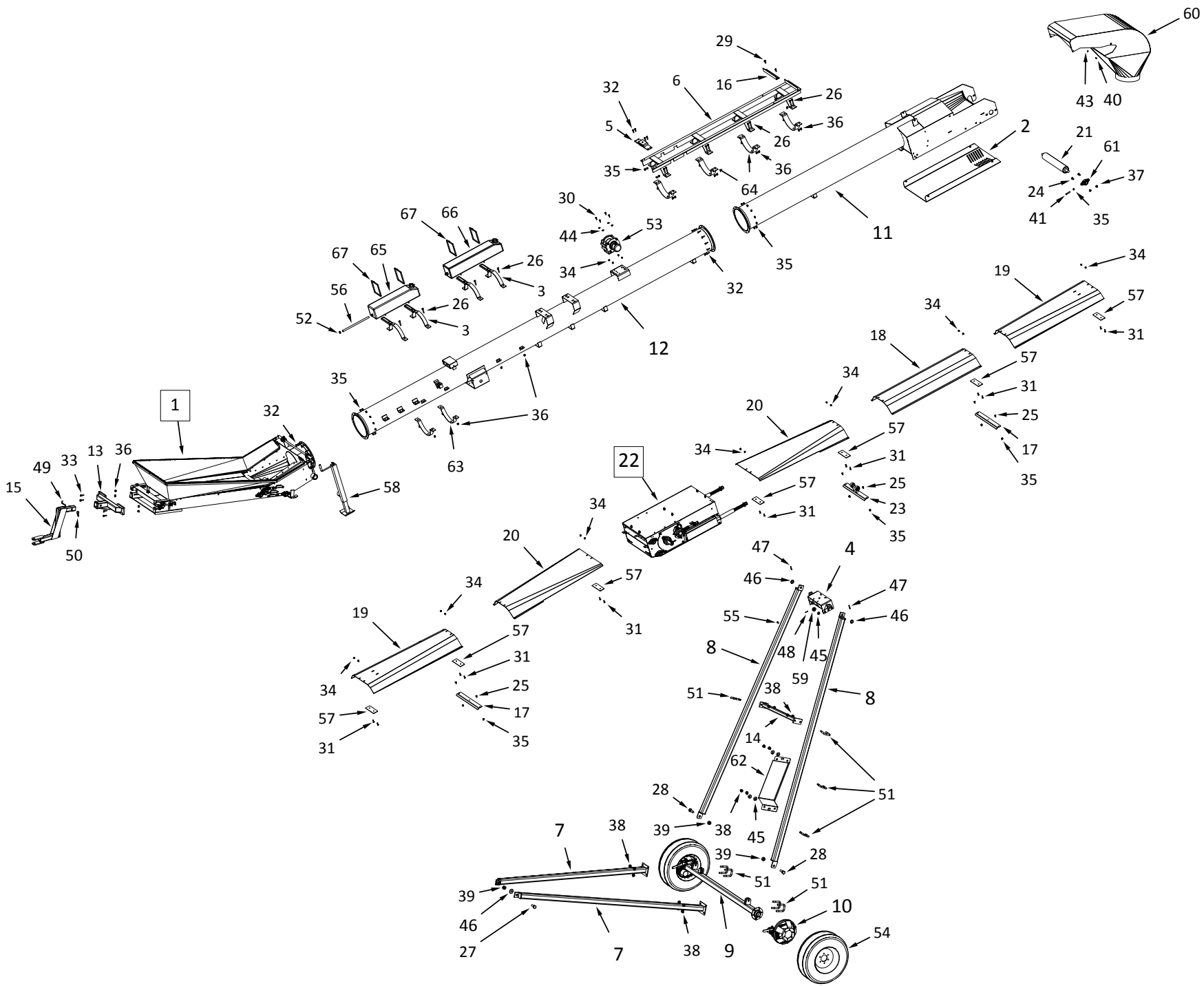
ITEM	PART NO.	DESCRIPTION
1	13000120	WM DRIVE PINION GEAR ASSY - RIGHT
2	13000121	WM DRIVE PINION GEAR ASSY - LEFT
3	P0113004	CARRIAGE BOLT 1/2"X1-1/2"PLATED
4	P0115050	BOLT 3/8" X 2" GR5 PLATED
5	P0118016	BOLT 1/2" X 2" GR8 PLATED
6	P0134008	LOCKNUT-NYLON-1/2"
7	P0134108	LOCKNUT-TENSILOCK-1/2"
8	P0151029	FLAT WASHER 1/2"PLATED USS
9	P0152006	LOCK WASHER 3/8"PLATED
10	P0615314	RING GEAR - 6 BOLT C/W MOUNT PLATE
11	P0820013	SWIVEL-1/2MX3/8F90
12	P0841012	HYD MOTOR-6.3 (5.9H) RS-1/2" HOLE
13	P0861201	CUSHION BLOCK, COMPLETE
14	P11130126	WHEEL-MOVE AXLE TAB 3"
15	P020200007	HANDLE WITH GRIP
16	15121033	PAINTED HANDLE LINK ARM
17	P020200009	HANDLE SPRING
18	P020200333	PINION GEAR-1"ID 3/8"HOLE
19	P020200338A	MOTOR ARM -EYEGLOSS PIECE, DRILLED
20	P0163011	HAIR PIN 5/32X2-15/16 (66326)
21	P0821127	SWIVEL-3/8"-STR.



2435 FL FMD RAILCAR UNLOADER-24503535

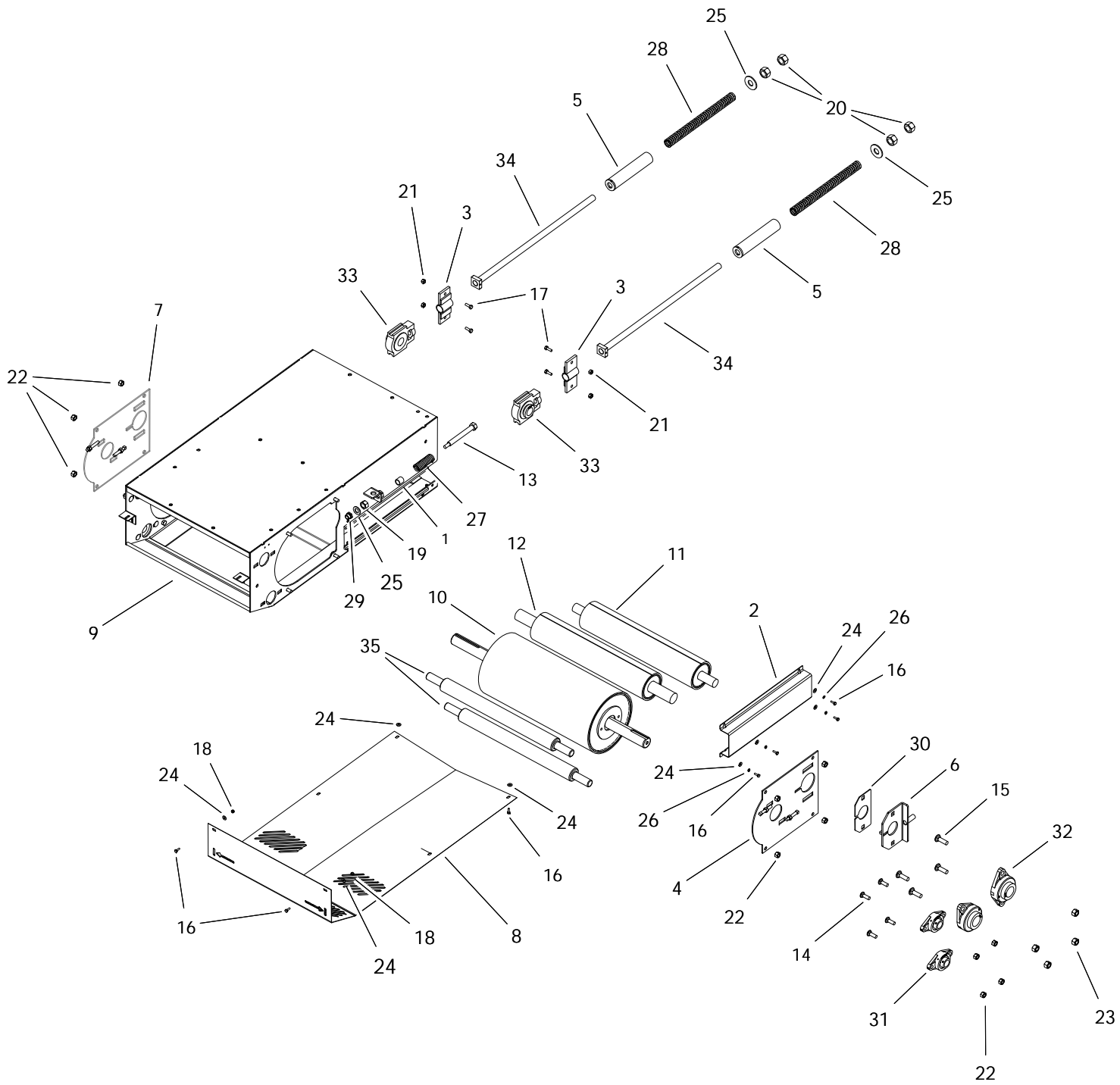
ITEM	PART NO.	DESCRIPTION
1	2455585X	HOPPER -COLLAPSABLE FL
2	2457603X	24 SPOUT BOTTOM GUARD
3	18010028	SIDE PLASTIC TANK MOUNT
4	20030002	SLIDER-FRAME
5	20030007	LARGE CABLE ATTACHMENT
6	20030020	TRACK 45
7	20030050	AXLE ARM 45
8	20030051	UPRIGHT 2045
9	20030107	AXLE 45 (WITH 12 LUGS)
10	20580143	MOVER-WHEEL MOVE DRIVE SYS 3" AXLE
11	24020003	2400 10' Spout
12	24020015	2435FL CENTER - WELD ON BRKTS
13	24030007	HITCH FL (ONE PC)
14	24030050	24 RAIL FRAME CROSS BRACE
15	24030096	24 Z-DROP TONGUE
16	24032125	24 BOLT-ON TRACK STOP
17	24042106	24FL FITTED WG BASE
18	24042221	24FL-WEATHER GUARD 5'
19	24042222	24FL-WG 5' FLARE - 61-1/2"
20	24042223	24FL-WEATHER GUARD 5' FLT - 61-1/2"
21	24070009	HOPPER/SPOUT ROLLER LAGGED
22	24590020	S-DRIVE ASM W/PINCH
23	240100821	24FL WG ROLLER MNT KIT
24	P0113007	CARRIAGE BOLT 5/8"X2"PLATED
25	P0113013	CARRIAGE BOLT 7/16"X1" PLATED
26	P0114005	TAP BOLT 1/2 X 2-1/2 GR.8 PLATED
27	P0118003	BOLT 1" X 2-1/2" GR8 PLATED
28	P0118004	BOLT 1" X 3" GR8 PLATED
29	P0115020	BOLT 1/2" X 1-1/4" GR5 PLATED
30	P0118046	BOLT 3/8" X 1" GR8 PLATED
31	P0115303	CAPSCREW 3/8X1-1/4FLT HD SOCKET PTD
32	P0118077	BOLT 7/16"X1-1/2" GRADE 8 PLATED
33	P0118090	BOLT 1/2" X 1-3/4" GR8 PLATED
34	P0134026	LOCKNUT-NYLON-3/8" GRADE 8
35	P0134007	LOCKNUT-NYLON-7/16"
36	P0134008	LOCKNUT-NYLON-1/2"
37	P01340101	LOCKNUT-NYLON-5/8" GRADE 8
38	P0134029	LOCKNUT-NYLON-3/4" GRADE 8
39	P0134030	LOCKNUT-NYLON-1" GRADE 8
40	P0141003	TEK SCREW 1/4"X1-1/2" HEX WASHER
41	P0145002	SET SCREW-7/16"X2-1/2"SQ.HD.
42	P0151001	FLAT WASHER 1"BARE USS
43	P0151006	FLAT WASHER 1/4"PLATED USS
44	P0151009	FLAT WASHER 3/8"PLATED USS
45	P0151026	FLAT WASHER 3/4"SAE
46	P0151031	FLAT WASHER 1"PLATED USS

2435 FL FMD RAILCAR UNLOADER-24503535



2435 FL FMD RAILCAR UNLOADER-24503535

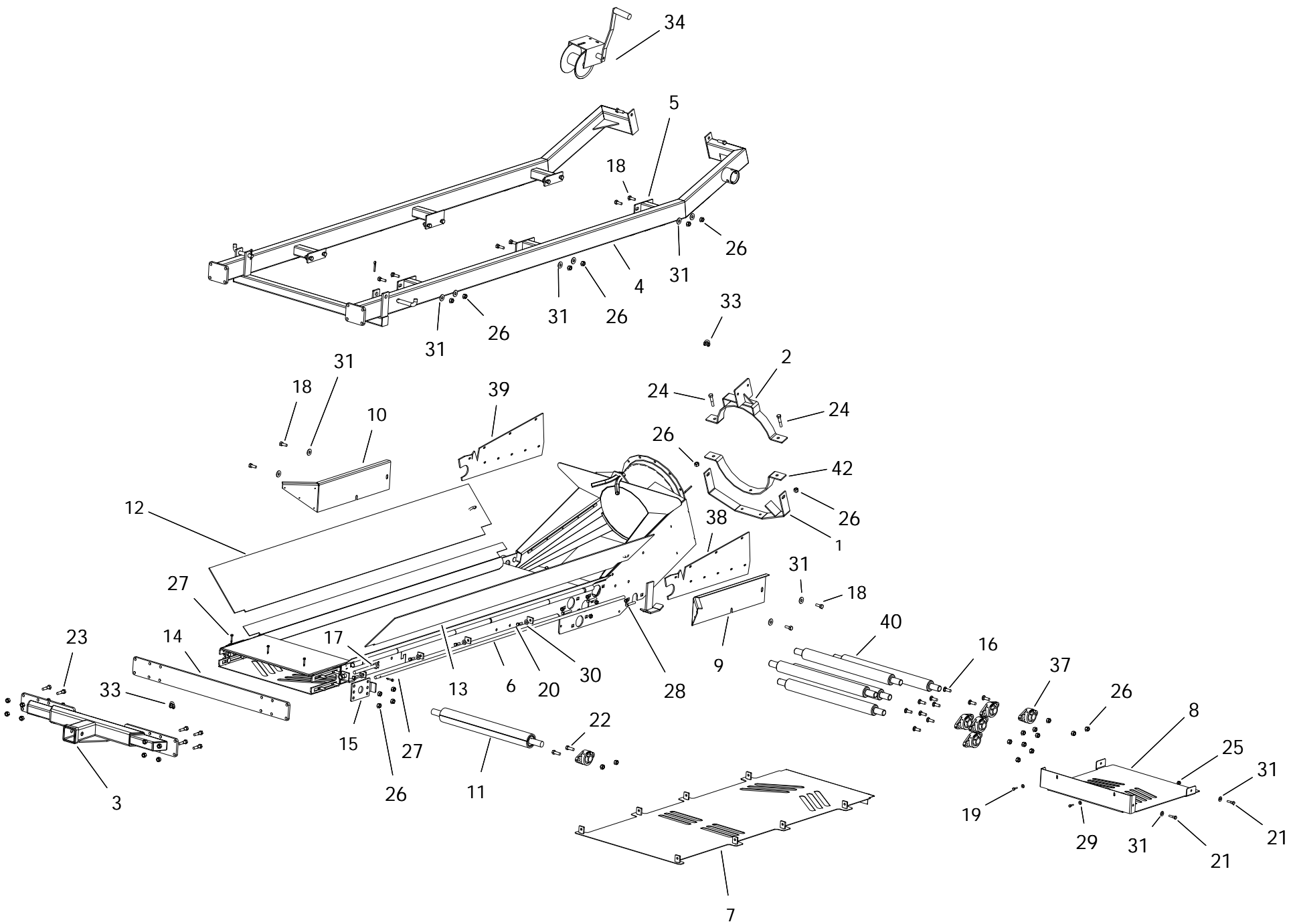
ITEM	PART NO.	DESCRIPTION
47	P0161001	Cotter Pin 1/4 x 2
48	P0161002	COTTER PIN 5/32X1-1/2"PLATED
49	P0162002	Pin Hitch 3/4 x 3 1/2
50	P0163001	HAIR PIN 3/16" X 3-1/4"
51	P0183004	U-BOLT 3" X 3" -PLATED
52	P0184033	WIRE HOSE CLAMP .500"
53	P0217634B	HYDRAULIC WINCH KIT
54	P0615307	TIRE ASSEMBLY-15"X6"X6BOLT
55	P0712105	CABLE CLAMP-5/16" GALV.
56	P0831008	FUEL LINE-1/4"ID
57	P1010002	BI-MOUNT PLATE CAST
58	P1012009	JACK-7000LB SQ.TUBE 25" EXT
59	P1211305	ROLLER 2" NYLON
60	P1212402	HOOD-ROUND 24 SERIES
61	P1711002	FLANGE UNIT-1-1/4"-SAFL206-20
62	P2513003	INSPECTION STEP BI-MOUNT
63	P2518202	2" U-CLAMP
64	P2518203P	3" U-CLAMP PAINTED
65	P021200051	GAS TANK W/CAP W/FITTING-22L
66	P029900052-3	TANK, 22L, BLK W/FTG, CAP HOSE
67	P029900216	GEAR CLAMP 32"
68	24570350	2435FL 94' 6"
69	P0711121	CABLE-5/16" (48')
70	P1243001	CABLE TIE 14" 120 LB (NOT SHOWN)
71	P2227989	MANUAL HOLDER AND LID
72	P2227990	MANUAL HOLDER LID (NOT SHOWN)
73	P0712114	THROTTLE CONTROL 15'
74	P0712102	CHOKE CABLE-15' LOCKING



S-DRIVE (24590020)

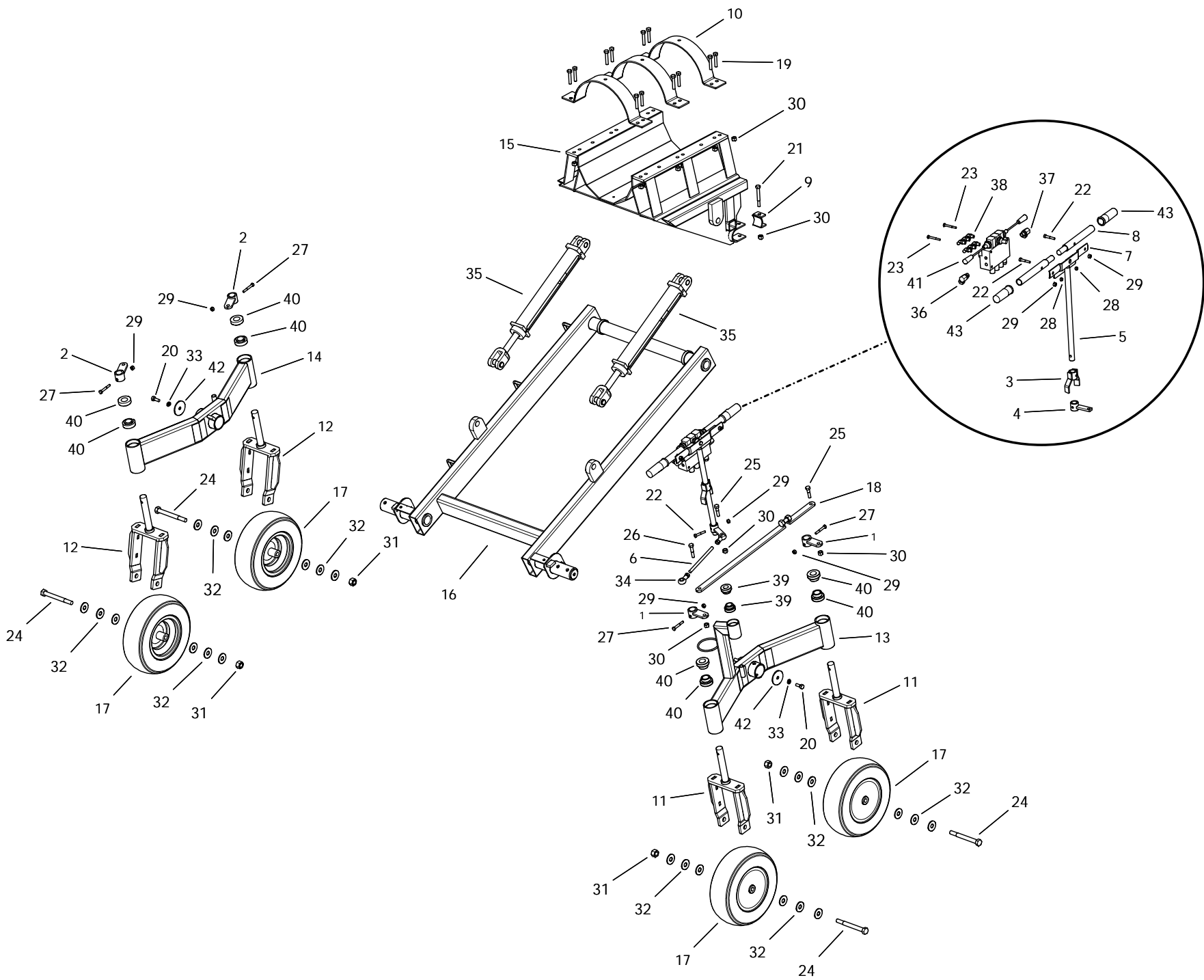
ITEM	PART NO.	DESCRIPTION
1	15062010	PINCH PIPE
2	20042070	S-DRIVE TAKEUP GUARD
3	20060501	S-DRIVE TAKEUP BRACKET
4	20060502	DRIVE ROLLER COVER LH
5	20060504	PRETENSIONER
6	20060507	Pinch Tighener Plate
7	20060514	DRIVE ROLLER COVER RH
8	24040001	S-DRIVE BOTTOM GUARD
9	24060500	24 SERIES S-DRIVE
10	24070005	ROLLER 10-1/2" W/1-15/16 SHAFT
11	24070508	PINCH SD TAKE-UP ROLLER
12	24070509	S-DRIVE PINCH ROLLER
13	P0113000	SPRING TENSION BOLT
14	P0113004	CARRIAGE BOLT 1/2"X1-1/2"PLATED
15	P0113007	CARRIAGE BOLT 5/8"X2"PLATED
16	P0118033	BOLT 1/4" X 3/4" GR8 PLATED
17	P0118046	BOLT 3/8" X 1" GR8 PLATED
18	P0131016	NUT 1/4" PLATED GRADE 8
19	P0131019	NUT 3/4" PLATED GRADE 8
20	P0131021	NUT 1" PLATED GRADE 8
21	P0134026	LOCKNUT-NYLON-3/8" GRADE 8
22	P0134008	LOCKNUT-NYLON-1/2"
23	P01340101	LOCKNUT-NYLON-5/8" GRADE 8
24	P0151006	FLAT WASHER 1/4"PLATED USS
25	P0151031	FLAT WASHER 1"PLATED USS
26	P0152004	LOCK WASHER 1/4"PLATED
27	P0511008	SPRING-LD-1300 SERIES
28	P0511010	SPRING-COMP-1.46"X16.5" (1.05"DIA)
29	P0820129	BUSHING BRASS FLANGED
30	P1210103	PINCH SLIDE PLATE (POLY)
31	P1711005	FLANGE UNIT-1-1/4"-PREMIUM
32	P1711006	FLANGE UNIT-1-15/16"-PREMIUM
33	P1721004	TAKE-UP UNIT-1-1/2"-PREMIUM
34	P2520006	20 S-DRIVE TIGHTENER BOLT
35	P20324001	S-DRIVE RETURN ROLLER
36	P0351010	MACHINERY BUSHING 7/8" MEDIUM (NOT SHOWN)

HOPPER (2455595X)



HOPPER (2455595X)

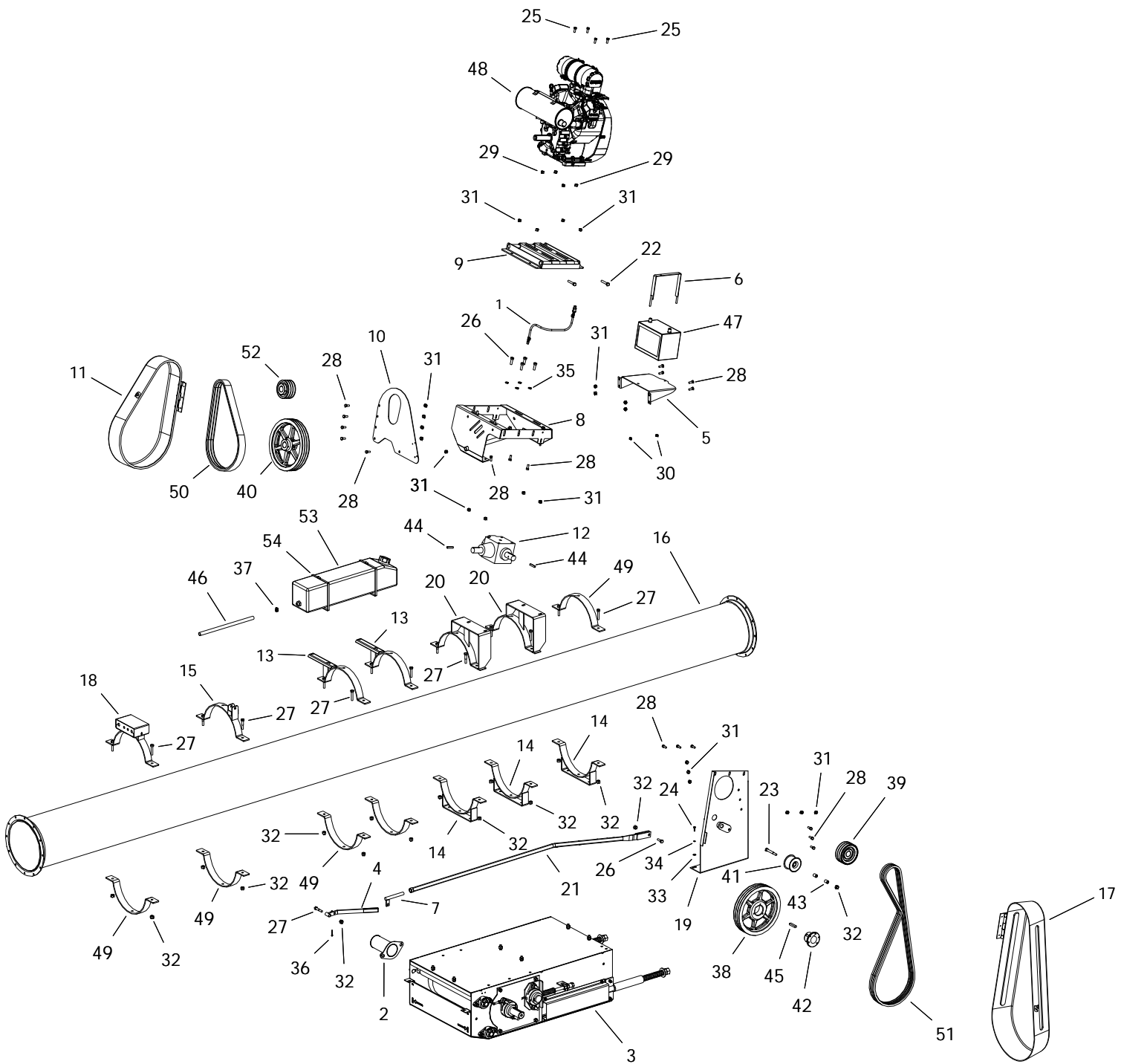
ITEM	PART NO.	DESCRIPTION
1	24010050	24 RAIL HITCH BRCKT
2	24010051	24 RAIL FL WINCH BRCKT
3	24030008	HITCH RAIL FL (ONE PC)
4	24030010	24 RAIL FL HITCH-RIGHT
5	24030011	24 RAIL FL HITCH-LEFT
6	24031038	24 RAIL FL HINGE PIN
7	24040008	24 FL RAIL BOLT ON BOTTOM GUARD
8	24041004	24 RAIL BOTTOM GUARD
9	24041005	24 RAIL TRANS. GUARD RH
10	24041006	24 RAIL TRANS. GUARD LH
11	24070510	RAIL FL TAKEUP ROLLER-24
12	24100040	24 RAIL FL FLAP-LEFT
13	24100041	24 RAIL FL FLAP-RIGHT
14	24100042	TAKEUP END AND COVER PLATE
15	24101048	BEARING ADJUST PLATE
16	P0113004	CARRIAGE BOLT 1/2"X1-1/2"PLATED
17	P0114006	TAP BOLT 3/4 X 5 PLATED
18	P0115020	BOLT 1/2" X 1-1/4" GR5 PLATED
19	P0118131	BOLT 1/4" X 1" GR8 PLATED
20	P0115045	BOLT 3/8" X 1-1/4" GR5 PLATED
21	P0115113	BOLT 3/8" X 1-1/2" GR8 PLATED
22	P0118013	BOLT 1/2"X1 1/2" GR.8 PLATED
23	P0118016	BOLT 1/2" X 2" GR8 PLATED
24	P0118017	BOLT 1/2"X2-1/2"GRADE 8 PLATED
25	P0134026	LOCKNUT-NYLON-3/8" GRADE 8
26	P0134008	LOCKNUT-NYLON-1/2"
27	P0141002	TEK SCREW 1/4"X1"
28	P0145002	SET SCREW-7/16"X2-1/2"SQ.HD.
29	P0151006	FLAT WASHER 1/4"PLATED USS
30	P0151009	FLAT WASHER 3/8"PLATED USS
31	P0151029	FLAT WASHER 1/2"PLATED USS
32	P0711103	Cable 5/16"
33	P0712105	CABLE CLAMP-5/16" GALV.
34	P0714105	WINCH T1602-1366(19141)
35	P1612003	BELT-14" SMOOTH (NOT SHOWN)
36	P1612010	BELT-2PLY SMOOTH 36" (NOT SHOWN)
37	P1711005	FLANGE UNIT-1-1/4"-PREMIUM
38	P19249004	24" TRANSFER FLASHING LH
39	P19249005	24" TRANSFER FLASHING RH
40	P20325002	PITSTOP TRANSITION ROLLER -24" BELT
41	P2213653	CABLE PULLEY ASSEMBLY
42	P2518202P	2" U-CLAMP PAINTED



20-WM CAMLIFT (20580142)

ITEM	PART NO.	DESCRIPTION
1	13120007	STEERING PIPE
2	13120008	LOCKING PIPE
3	13120023	STEERING STOP
4	13120024	HD CASTOR RETAINER C/W YOKE LINK AR
5	13120025	STEERING ASM W/VALVE MOUNT
6	13122076	LINKAGE - THREADED 1/2X8 ROD
7	13122078	HANDLE JOINT
8	13122087	WM STEERING HANDLE PIPE
9	15120004	SWIVEL BLOCK
10	P2518203P	3" U-CLAMP PAINTED
11	20120005	FORK-STRAIGHT
12	20120006	FORK-ANGLED
13	20120010	TANDEM AXLE WELD'T HD SP LEFT
14	20120011	TANDEM AXLE WELD'T HD SP RIGHT
15	20120016	WHEEL MOVE BASE
16	20120017	CAM LIFT
17	20120023	WM TIRE REINFORCED
18	20122004	STEERING LINK ARM
19	P0114005	TAP BOLT 1/2 X 2-1/2 GR.8 PLATED
20	P0115020	BOLT 1/2" X 1-1/4" GR5 PLATED
21	P0118130	BOLT 1/2" X 4" GR8 PLATED
22	P0118050	BOLT 3/8" X 2" GR8 PLATED
23	P0118063	BOLT 5/16" X 2-1/2" GR8 PLATED
24	P0118133	BOLT 3/4" X 7" GR8 PLATED
25	P0118016	BOLT 1/2" X 2" GR8 PLATED
26	P0118017	BOLT 1/2"X2-1/2"GRADE 8 PLATED
27	P0118051	BOLT 3/8" X 2-1/2" GR8 PLATED
28	P0134027	LOCKNUT-NYLON-5/16" GRADE 8
29	P0134026	LOCKNUT-NYLON-3/8" GRADE 8
30	P0134008	LOCKNUT-NYLON-1/2"
31	P0134029	LOCKNUT-NYLON-3/4" GRADE 8
32	P0151015	FLAT WASHER 3/4"PLATED USS
33	P0152008	LOCK WASHER 1/2"PLATED
34	P0631010	TIE ROD END BALL JOINT
35	P0812516	HYD CYL-2-1/2X16
36	P0820003	SWIVEL-10ORBX1/2F90
37	P0820009	SWIVEL-6MORBX1/2"FPT/90D
38	P0820611	ELBOW-6 ORBX3/8"JIC M 45
39	P1742001	BEARING-1"(SAA205-16)
40	P1742002	BEARING-1-1/4"
41	P08610091	VALVE-3 SPL-W/2 HANDLES
42	P11130185	AXLE END CAP
43	P020200344	HANDLE GRIP 1-1/4"
44	15120025	SAFETY CHAIN (NOT SHOWN)

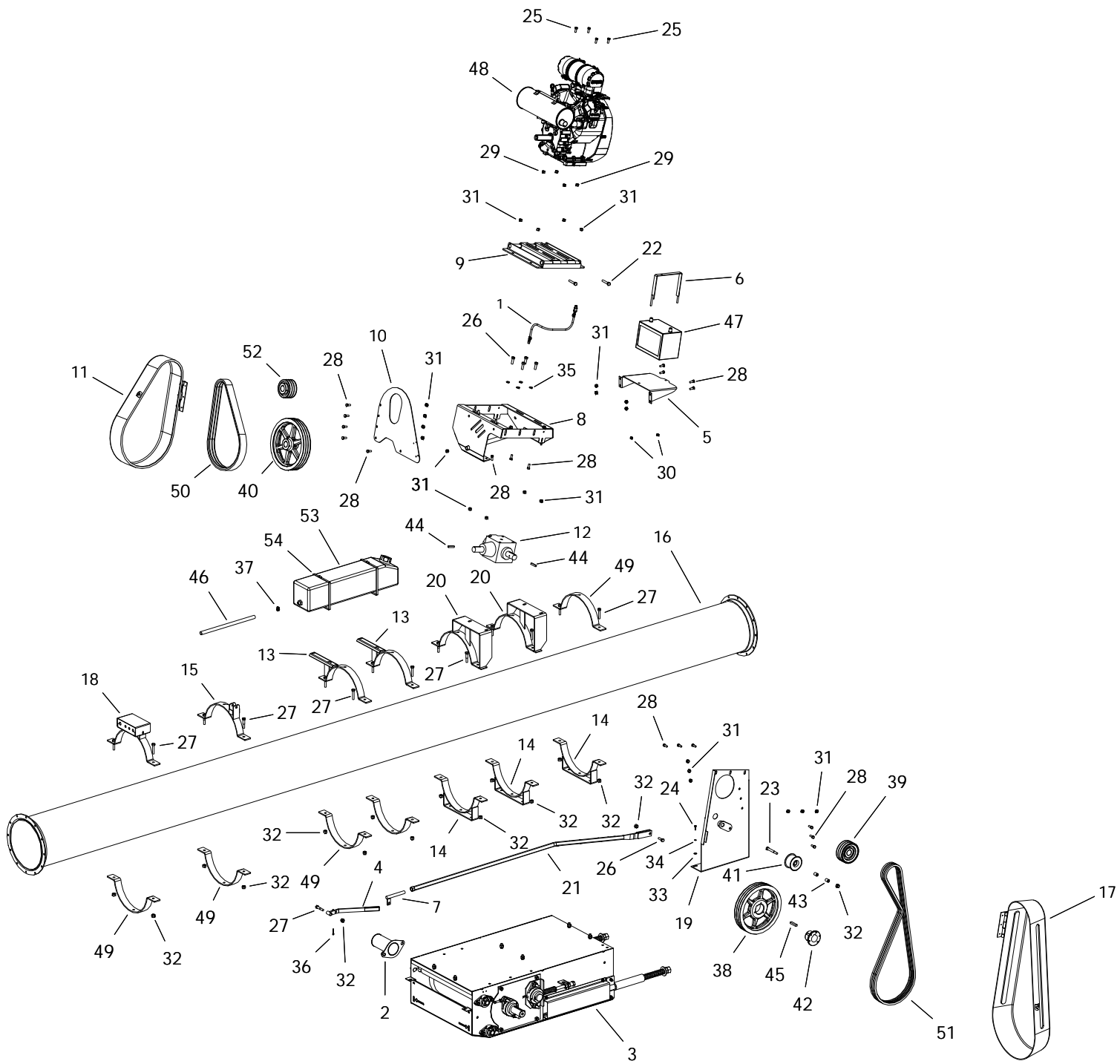
24 S-DRV DRCT GBOX W_OC AND TRPL (24593110)



24 S-DRV DRCT GBOX W_OC AND TRPL (24593110)

ITEM	PART NO.	DESCRIPTION
1	01010003	BREATHER DIRECT DRIVE
2	2400035X	SHAFT GUARD FL-210 ASSY KIT
3	24590020	S-DRIVE ASM W/PINCH
4	13010054	MOTOR MT OVERCENTER HANDLE
5	13012108	MOTOR MOUNT BATTERY MOUNT
6	13060054	BATTERY CLAMP
7	13060074	OVERCENTER ADJUSTER
8	13060102	MOTOR MOUNT
9	13060103	SLIDER MOUNT
10	13060107	ENGINE GUARD BACK
11	15040055	PINCH GUARD SMALL ASSEMBLED
12	15591001	GBOX 90 2:1 CW/CW 1-1/2 4190 W/OIL
13	18010028	SIDE PLASTIC TANK MOUNT
14	20010009	2000 Series Pinch S-Drive Mount Brk
15	20010048	MOTOR MT OVERCENTER ANCHOR BKT
16	20020001	CENTER SECTION 20'
17	20040055	PINCH GUARD EXTENDED ASSEMBLED
18	20060080	DIRECT DRV CONTROL BOX
19	20060105	20S MOTOR MOUNT BACK PLATE
20	24060018	24 DIRECT MOUNT U-CLAMP BRACKET
21	24060084	24 MOTOR MT OVERCENTER PUSHROD
22	P0114005	TAP BOLT 1/2 X 2-1/2 GR.8 PLATED
23	P0118130	BOLT 1/2" X 4" GR8 PLATED
24	P0118131	BOLT 1/4" X 1" GR8 PLATED
25	P0118062	BOLT 5/16" X 2" GR8 PLATED
26	P0118013	BOLT 1/2"X1 1/2" GR.8 PLATED
27	P0118017	BOLT 1/2"X2-1/2"GRADE 8 PLATED
28	P0118076	BOLT 7/16"X1" GRADE 8 PLATED
29	P0134027	LOCKNUT-NYLON-5/16" GRADE 8
30	P0134026	LOCKNUT-NYLON-3/8" GRADE 8
31	P0134007	LOCKNUT-NYLON-7/16"
32	P0134008	LOCKNUT-NYLON-1/2"
33	P0151006	FLAT WASHER 1/4"PLATED USS
34	P0152004	LOCK WASHER 1/4"PLATED
35	P0152008	LOCK WASHER 1/2"PLATED
36	P0161003	COTTER PIN 3/16"X1-1/2"PLATED
37	P0184033	WIRE HOSE CLAMP .500"
38	P0328037	PULLEY-TRPL-B-Q13.6"W/3"BORE
39	P0328050	PULLEY-TRPL-6" W/1-1/2"BORE
40	P0328105	PULLEY-TRPL. 3TB136-1-1/2 SP
41	P0328910	IDLER-FLAT-4"TRPL 2-7/16"WIDE
42	P0340631	HUB-Q1 1-15/16"
43	P0351019	BUSHING 3/4"ODX1/2"IDX1"BRONZE
44	P0391002	KEY 3/8" X 2" LONG
45	P0391007	KEY 7/16" X 1/2" X 2-1/2" LONG
46	P0831008	FUEL LINE-1/4"ID

24 S-DRV DRCT GBOX W_OC AND TRPL (24593110)

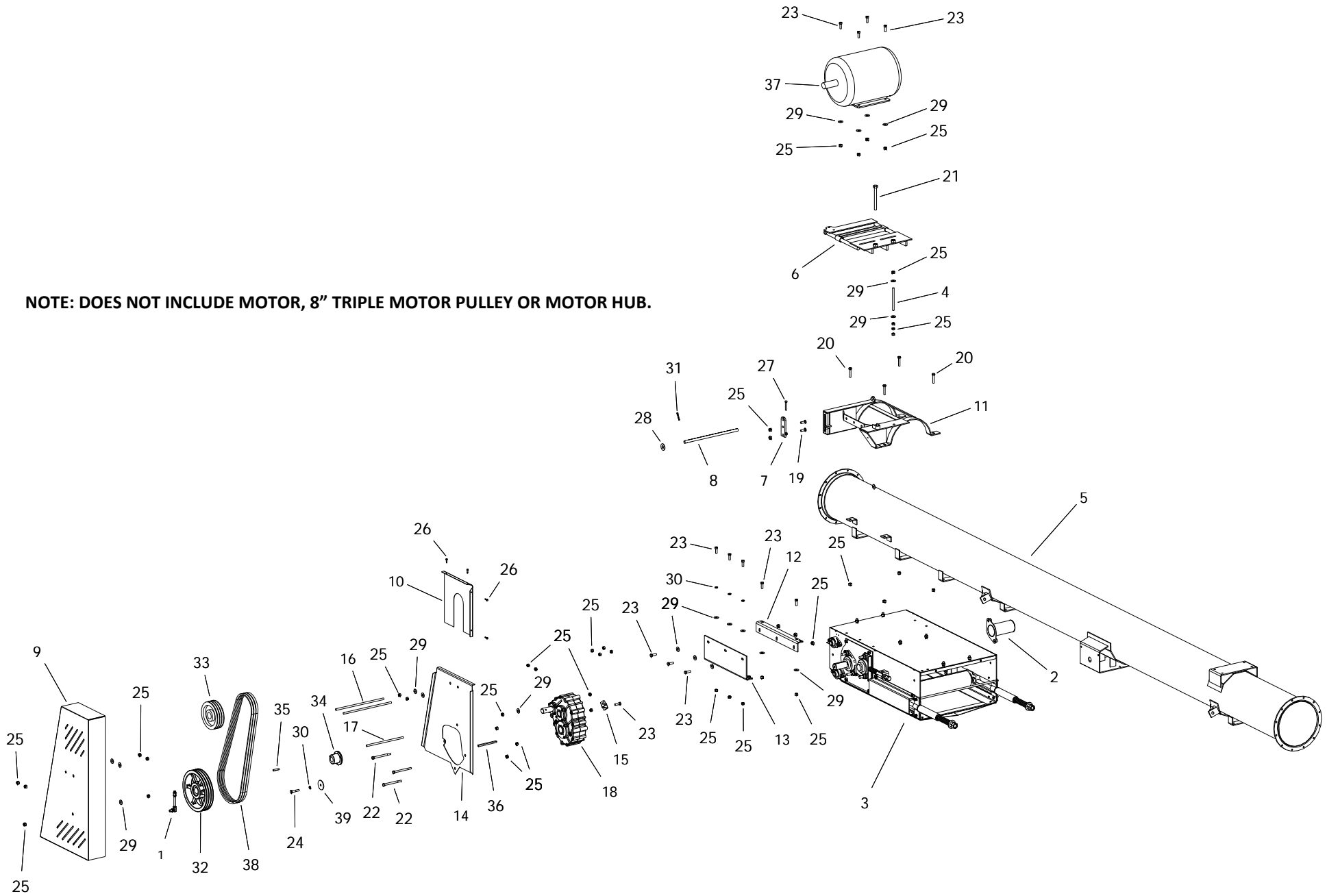


24 S-DRV DRCT GBOX W_OC AND TRPL (24593110)

ITEM	PART NO.	DESCRIPTION
47	P0951013	BATTERY 420CCA
48	P1031094	ENGINE 36 HP V-TWIN KOHLER
49	P2518202P	2" U-CLAMP PAINTED
50	P03210592	BELT 3RB59 TRIPLE BANDED
51	P03210922	BELT 3RB92 TRIPLE BANDED
52	P03280391	PULLEY-TRPL-B-4.6" W/1-1/8" BORE
53	P021200051	GAS TANK W/CAP W/FITTING-22L
54	P029900216	GEAR CLAMP 32"

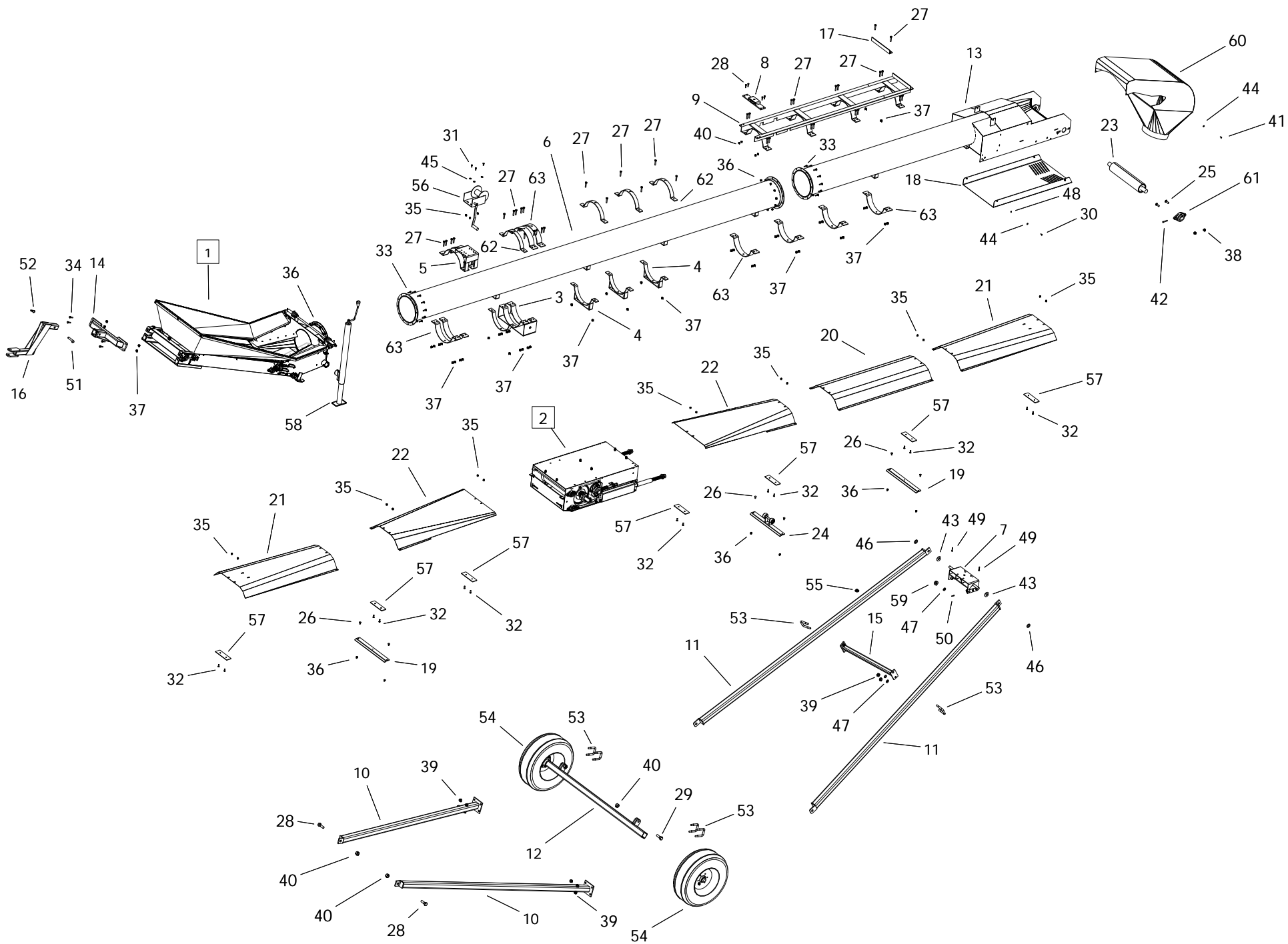
24 ELECTRIC GEARBOX DRIVE KIT - 205 (24593000)

NOTE: DOES NOT INCLUDE MOTOR, 8" TRIPLE MOTOR PULLEY OR MOTOR HUB.



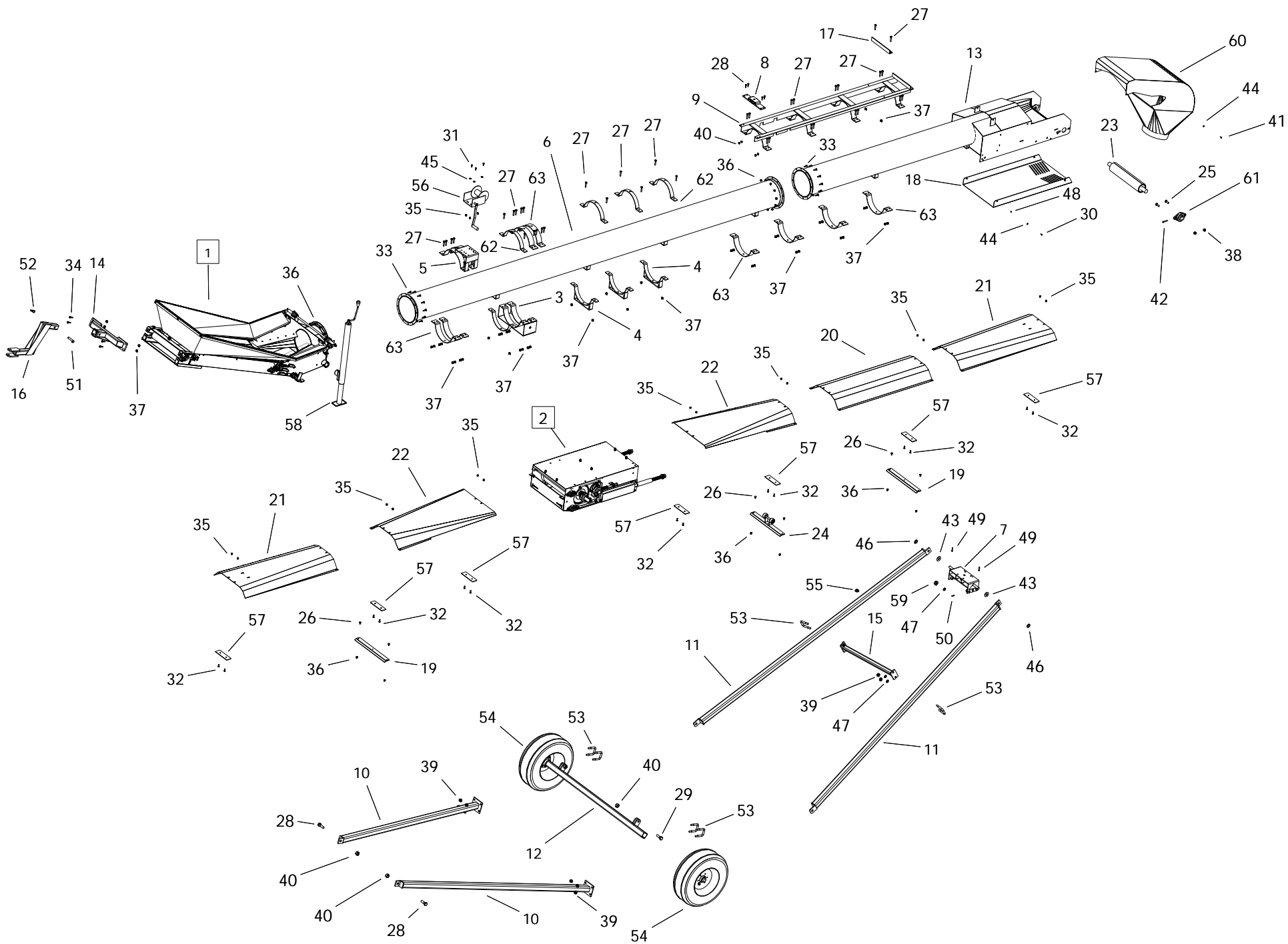
24 ELECTRIC GEARBOX DRIVE KIT - 205 (24593000)

ITEM	PART NO.	DESCRIPTION
1	01010001	BREATHER -M590 GB
2	2400035X	SHAFT GUARD FL-210 ASSY KIT
3	24590020	S-DRIVE ASM W/PINCH
4	13102055	TAB ADJUSTER ROD-1/2" X 7"
5	20020507	CENTER 20' -LOWER SUSP BRKT
6	20060027	ELECTRIC MOTOR MOUNT PLATE
7	20060040	ELECTRIC MOUNT ADJUSTER
8	20060055	ELECTRIC MOTOR MOUNT PIN-HD
9	24040012	24 ELEC PULLEY GUARD
10	24040013	24 ELEC PULLEY GUARD BACK
11	24060005	24 ELECTRIC OFFSET MOTOR CLAMP
12	24061016	24 ELEC OFFSET CLAMP SUPPORT TOP
13	24061017	24 ELEC OFFSET CLAMP SUPPORT BOTTOM
14	24061018	24 ELECTRIC BACK PLATE PINCH
15	24062178	24 ELEC GEARBOX STABILIZER
16	24062180	ADJUSTER ROD 1/2" X 17"
17	24062181	ADJUSTER ROD 1/2" X 13"
18	24591001	GBOX 6:1 CW/CW 1-15/16 W/OIL
19	P0113004	CARRIAGE BOLT 1/2"X1-1/2"PLATED
20	P0114005	TAP BOLT 1/2 X 2-1/2 GR.8 PLATED
21	P0114007	TAP BOLT 3/4 X 7 PLATED
22	P0118023	BOLT 1/2" X 6" GR8 PLATED
23	P0118013	BOLT 1/2"X1 1/2" GR.8 PLATED
24	P0118017	BOLT 1/2"X2-1/2"GRADE 8 PLATED
25	P0134008	LOCKNUT-NYLON-1/2"
26	P0141002	TEK SCREW 1/4"X1"
27	P0145002	SET SCREW-7/16"X2-1/2"SQ.HD.
28	P0151015	FLAT WASHER 3/4"PLATED USS
29	P0151029	FLAT WASHER 1/2"PLATED USS
30	P0152008	LOCK WASHER 1/2"PLATED
31	P0161001	Cotter Pin 1/4 x 2
32	P0328095	PULLEY-TRIPLE 3B124SK
33	P0328095	PULLEY-TRIPLE 3B124SK
34	P0341924	HUB SK 1-1/2
35	P0391002	KEY 3/8" X 2" LONG
36	P0391006	KEY 3/8 X 1/2 X 6-1/2 LONG
37	P0931005	MOTOR 10HP 3PH 230/460V 1740RPM
38	P03210388	BELT 3RB88 BANDED
39	P11130185	AXLE END CAP



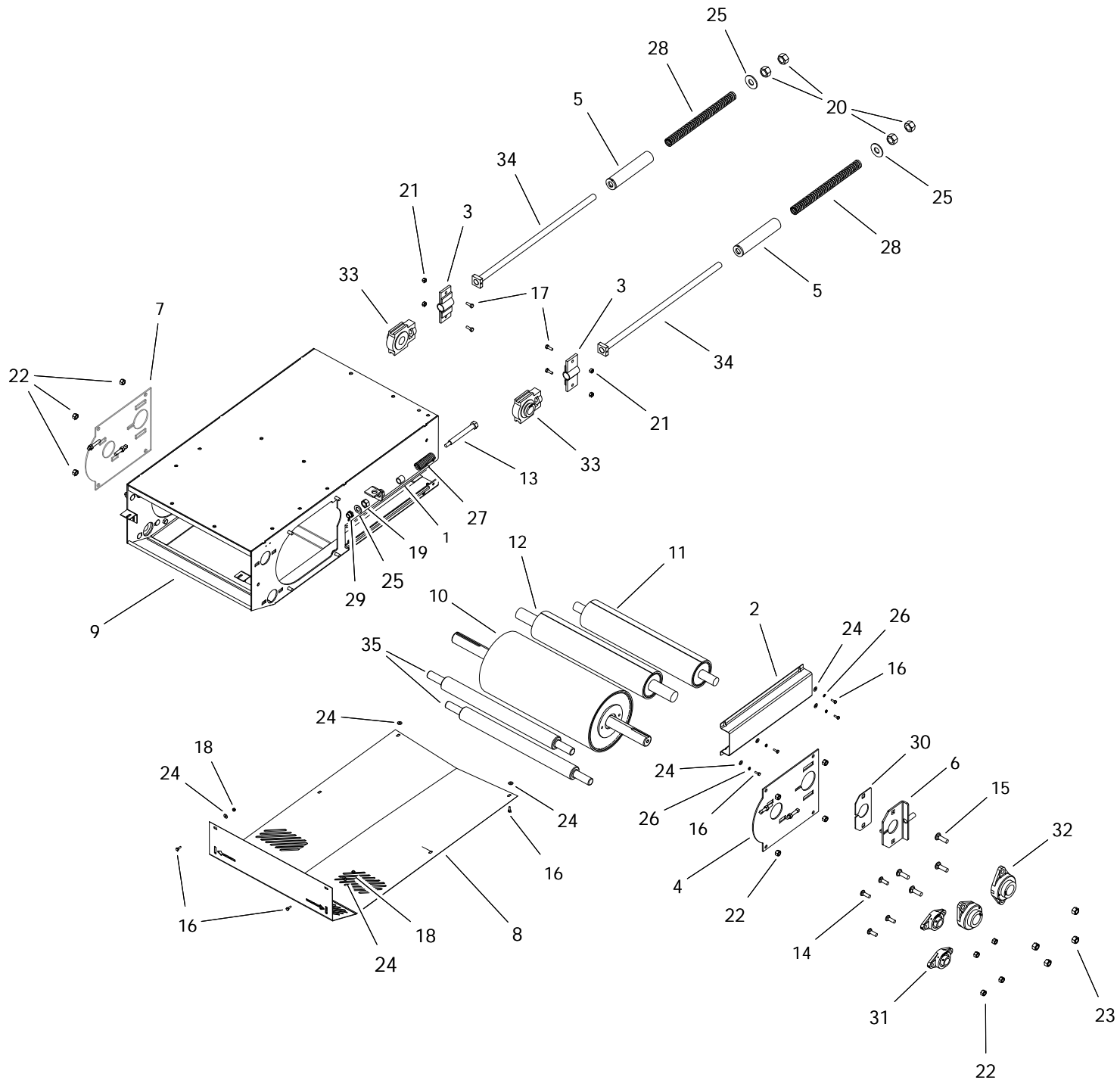
2435 FL-24503521

ITEM	PART NO.	DESCRIPTION
1	2455585X	HOPPER -COLLAPSABLE FL
2	24590020	S-DRIVE ASM W/PINCH
3	20010008	SUSPENSION BRACKET-NO TABS
4	20010009	2000 Series Pinch S-Drive Mount Brk
5	20010023	HAND WINCH MOUNT
6	20020515	CENTER 20' -WG MOUNTS (S-DRIVE)
7	20030002	SLIDER-FRAME
8	20030007	LARGE CABLE ATTACHMENT
9	20030020	TRACK 45
10	20030050	AXLE ARM 45
11	20030051	UPRIGHT 2045
12	20030107	AXLE 45 (WITH 12 LUGS)
13	24020003	2400 10' Spout
14	24030007	HITCH FL (ONE PC)
15	24030050	24 RAIL FRAME CROSS BRACE
16	24030096	24 Z-DROP TONGUE
17	24032125	24 BOLT-ON TRACK STOP
18	24042093	Spout Cover Guard
19	24042106	24FL FITTED WG BASE
20	24042221	24FL-WEATHER GUARD 5'
21	24042222	24FL-WG 5' FLARE - 61-1/2"
22	24042223	24FL-WEATHER GUARD 5' FLT - 61-1/2"
23	24070009	HOPPER/SPOUT ROLLER LAGGED
24	240100821	24FL WG ROLLER MNT KIT
25	P0113007	CARRIAGE BOLT 5/8"x2" PLATED
26	P0113013	CARRIAGE BOLT 7/16"x1" PLATED
27	P0114005	TAP BOLT 1/2 X 2-1/2 GR.8 PLATED
28	P0118003	BOLT 1" X 2-1/2" GR8 PLATED
29	P0118004	BOLT 1" X 3" GR8 PLATED
30	P0118033	BOLT 1/4" X 3/4" GR8 PLATED
31	P0118046	BOLT 3/8" X 1" GR8 PLATED
32	P0115303	CAPSCREW 3/8X1-1/4FLT HD SOCKET PTD
33	P0118077	BOLT 7/16"x1-1/2" GRADE 8 PLATED
34	P0118090	BOLT 1/2" X 1-3/4" GR8 PLATED
35	P0134026	LOCKNUT-NYLON-3/8" GRADE 8
36	P0134007	LOCKNUT-NYLON-7/16"
37	P0134008	LOCKNUT-NYLON-1/2"
38	P01340101	LOCKNUT-NYLON-5/8" GRADE 8
39	P0134029	LOCKNUT-NYLON-3/4" GRADE 8
40	P0134030	LOCKNUT-NYLON-1" GRADE 8
41	P0141003	TEK SCREW 1/4"x1-1/2" HEX WASHER
42	P0145002	SET SCREW-7/16"x2-1/2"SQ.HD.
43	P0151001	FLAT WASHER 1"BARE USS
44	P0151006	FLAT WASHER 1/4"PLATED USS
45	P0151009	FLAT WASHER 3/8"PLATED USS
46	P0151011	FLAT WASHER 5/8"PLATED USS



2435 FL-24503521

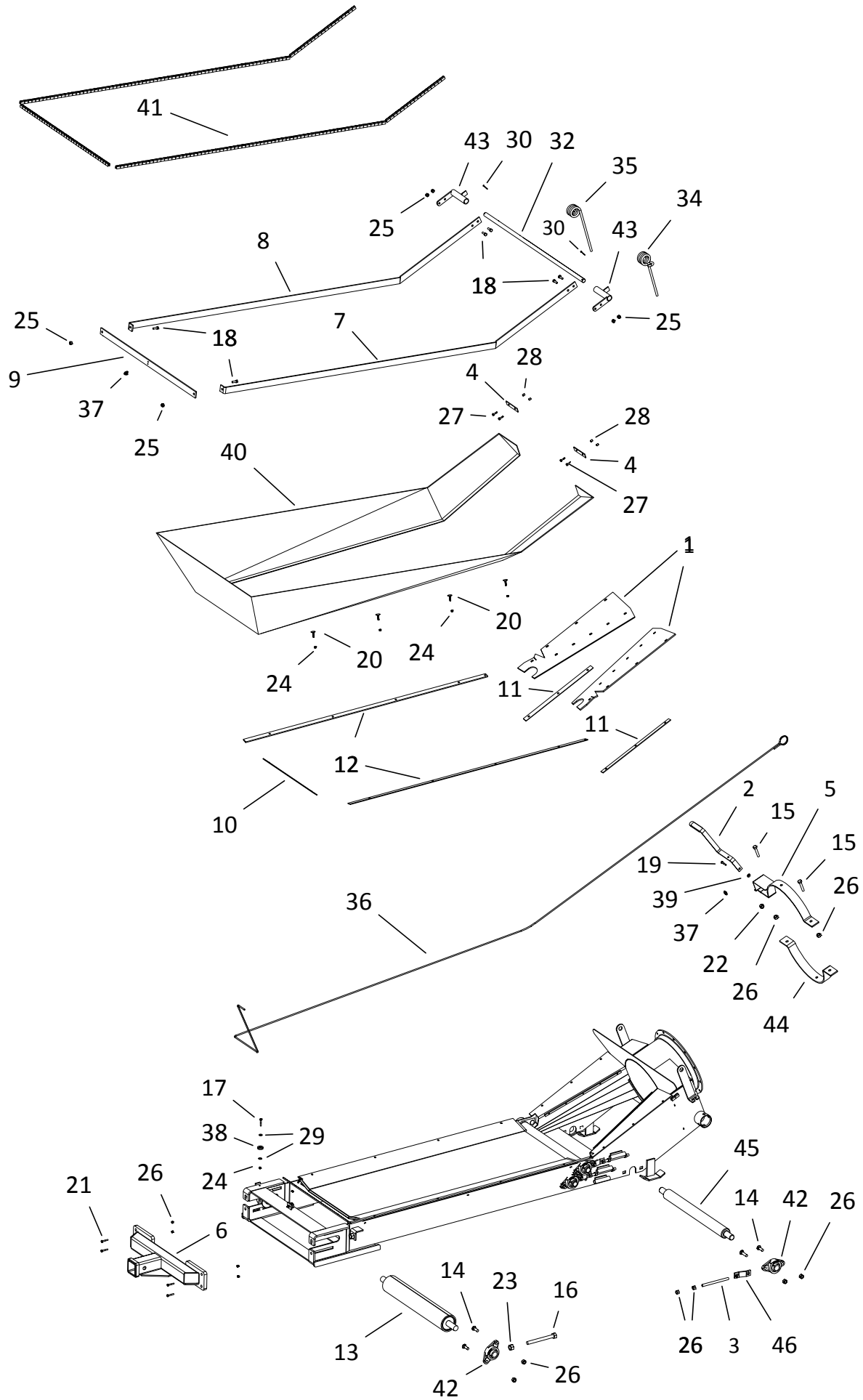
ITEM	PART NO.	DESCRIPTION
47	P0151026	FLAT WASHER 3/4"SAE
48	P0152004	LOCK WASHER 1/4"PLATED
49	P0161001	Cotter Pin 1/4 x 2
50	P0161002	COTTER PIN 5/32X1-1/2"PLATED
51	P0162002	Pin Hitch 3/4 x 3 1/2
52	P0163001	HAIR PIN 3/16" X 3-1/4"
53	P0183004	U-BOLT 3" X 3" -PLATED
54	P0615307	TIRE ASSEMBLY-15"X6"X6BOLT
55	P0712105	CABLE CLAMP-5/16" GALV.
56	P0714103	WINCH-2500# BRAKE
57	P1010002	BI-MOUNT PLATE CAST
58	P1012009	JACK-7000LB SQ.TUBE 25" EXT
59	P1211305	ROLLER 2" NYLON
60	P1212402	HOOD-ROUND 24 SERIES
61	P1711006	FLANGE UNIT-1-15/16"-PREMIUM
62	P2518202P	2" U-CLAMP PAINTED
63	P2518203P	3" U-CLAMP PAINTED
64	P1243001	CABLE TIE 14" 120 LB (NOT SHOWN)
65	P2227989	MANUAL HOLDER AND LID
66	24570350	2435FL 94' 6"
67	P0711123	CABLE-5/16" (58') (NOT SHOWN)



S-DRIVE (24590020)

ITEM	PART NO.	DESCRIPTION
1	15062010	PINCH PIPE
2	20042070	S-DRIVE TAKEUP GUARD
3	20060501	S-DRIVE TAKEUP BRACKET
4	20060502	DRIVE ROLLER COVER LH
5	20060504	PRETENSIONER
6	20060507	Pinch Tighener Plate
7	20060514	DRIVE ROLLER COVER RH
8	24040001	S-DRIVE BOTTOM GUARD
9	24060500	24 SERIES S-DRIVE
10	24070005	ROLLER 10-1/2" W/1-15/16 SHAFT
11	24070508	PINCH SD TAKE-UP ROLLER
12	24070509	S-DRIVE PINCH ROLLER
13	P0113000	SPRING TENSION BOLT
14	P0113004	CARRIAGE BOLT 1/2"X1-1/2"PLATED
15	P0113007	CARRIAGE BOLT 5/8"X2"PLATED
16	P0118033	BOLT 1/4" X 3/4" GR8 PLATED
17	P0118046	BOLT 3/8" X 1" GR8 PLATED
18	P0131016	NUT 1/4" PLATED GRADE 8
19	P0131019	NUT 3/4" PLATED GRADE 8
20	P0131021	NUT 1" PLATED GRADE 8
21	P0134026	LOCKNUT-NYLON-3/8" GRADE 8
22	P0134008	LOCKNUT-NYLON-1/2"
23	P01340101	LOCKNUT-NYLON-5/8" GRADE 8
24	P0151006	FLAT WASHER 1/4"PLATED USS
25	P0151031	FLAT WASHER 1"PLATED USS
26	P0152004	LOCK WASHER 1/4"PLATED
27	P0511008	SPRING-LD-1300 SERIES
28	P0511010	SPRING-COMP-1.46"X16.5" (1.05"DIA)
29	P0820129	BUSHING BRASS FLANGED
30	P1210103	PINCH SLIDE PLATE (POLY)
31	P1711005	FLANGE UNIT-1-1/4"-PREMIUM
32	P1711006	FLANGE UNIT-1-15/16"-PREMIUM
33	P1721004	TAKE-UP UNIT-1-1/2"-PREMIUM
34	P2520006	20 S-DRIVE TIGHTENER BOLT
35	P20324001	S-DRIVE RETURN ROLLER
36	P0351010	MACHINERY BUSHING 7/8" MEDIUM (NOT SHOWN)

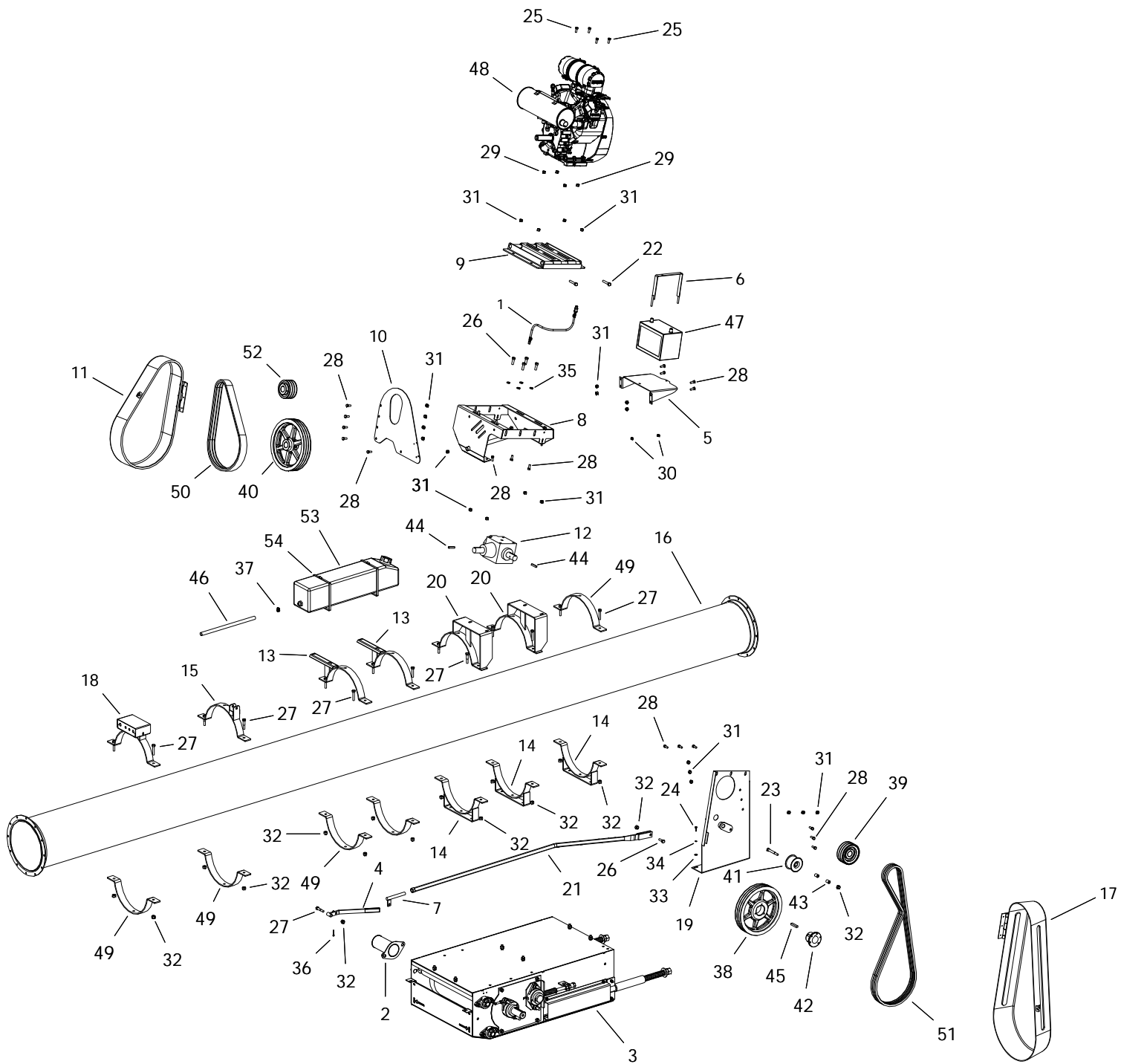
HOPPER (2455585X)



HOPPER (2455585X)

ITEM	PART NO.	DESCRIPTION
1	2455586X	HOPPER -FLASHING ONLY FL
2	13100008	HOPPER HANDLE
3	13102055	TAB ADJUSTER ROD-1/2" X 7"
4	15102061	LOWER CLOTH FRAME TR BACK
5	24010029	SA COLLAPS HANDLE MOUNT
6	24030007	HITCH FL (ONE PC)
7	24100018	24 TRANSFER UPPER FRAME RIGHT
8	24100019	24 TRANSFER UPPER FRAME LEFT
9	24102035	UPPER CLOTH FRAME TR FRONT
10	24102036	LOWER CLOTH FRAME TR FRONT
11	24102037	LOWER CLOTH FRAME TR TRANSITION
12	24102038	LOWER CLOTH FRAME TR SIDE
13	25070006	PITSTOP TAKE-UP ROLLER - 24" BELT
14	P0113001	CARRIAGE BOLT 1/2"X2" PLATED
15	P0114005	TAP BOLT 1/2 X 2-1/2 GR.8 PLATED
16	P0114007	TAP BOLT 3/4 X 7 PLATED
17	P0118026	BOLT 1/4" X 1-1/2" GR8 PLATED
18	P0118046	BOLT 3/8" X 1" GR8 PLATED
19	P0115113	BOLT 3/8" X 1-1/2" GR8 PLATED
20	P0116001	ELEVATOR BOLT 1/4"X1-1/4"
21	P0118090	BOLT 1/2" X 1-3/4" GR8 PLATED
22	P0131018	NUT 3/8" PLATED GRADE 8
23	P0131019	NUT 3/4" PLATED GRADE 8
24	P0134023	LOCKNUT-NYLON-1/4" GR8
25	P0134026	LOCKNUT-NYLON-3/8" GRADE 8
26	P0134008	LOCKNUT-NYLON-1/2"
27	P0141002	TEK SCREW 1/4"X1"
28	P0145001	VINYL SCREW CAP
29	P0151006	FLAT WASHER 1/4"PLATED USS
30	P0161003	COTTER PIN 3/16"X1-1/2"PLATED
31	P0162002	Pin Hitch 3/4 x 3 1/2
32	P0162008	HOPPER PIVOT SHAFT-20/24 (rev1)
33	P0163001	HAIR PIN 3/16" X 3-1/4"
34	P0521005	HOPPER SPRING-R-.437
35	P0521006	HOPPER SPRING-L-.437
36	P0711101	CABLE 1/8" 7 X 19 GAC
37	P0712104	CABLE CLAMP-1/8" GALV.
38	P0713104	CABLE SHEAVE-1-1/4" W/BEARING
39	P1210010	Washer Nylon 3/8 USS
40	P1621020	HOPPER CANVAS-24FL CONV
41	P1641015	TRIM LOCK
42	P1711005	FLANGE UNIT-1-1/4"-PREMIUM
43	P2515017	PIVOT SHAFT BRACKET
44	P2518202P	2" U-CLAMP PAINTED
45	P20325002	PITSTOP TRANSITION ROLLER -24" BELT
46	25050002	BEARING TIGHTENER MOUNT RIGHT

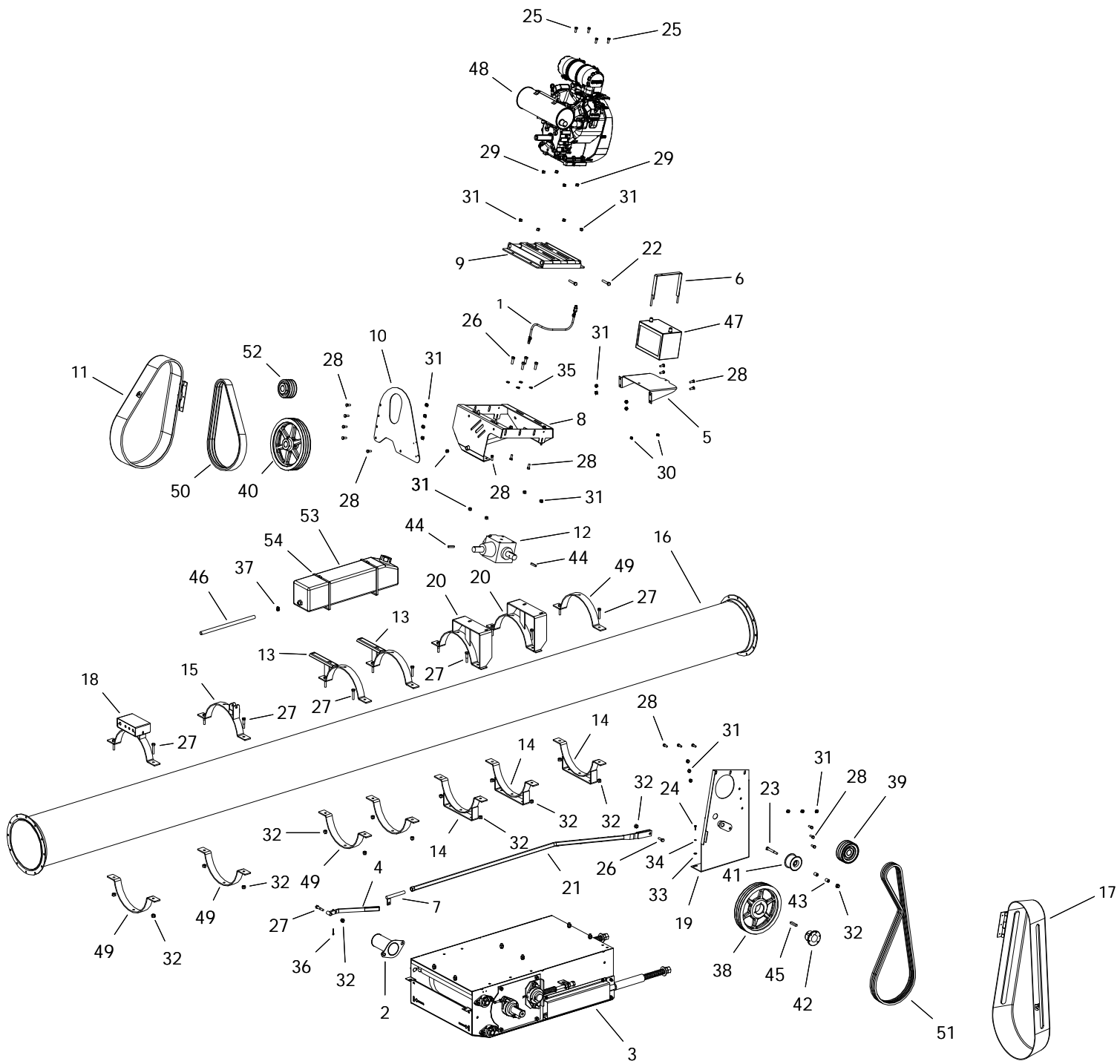
24 S-DRV DRCT GBOX W_OC AND TRPL (24593110)



24 S-DRV DRCT GBOX W_OC AND TRPL (24593110)

ITEM	PART NO.	DESCRIPTION
1	01010003	BREATHER DIRECT DRIVE
2	2400035X	SHAFT GUARD FL-210 ASSY KIT
3	24590020	S-DRIVE ASM W/PINCH
4	13010054	MOTOR MT OVERCENTER HANDLE
5	13012108	MOTOR MOUNT BATTERY MOUNT
6	13060054	BATTERY CLAMP
7	13060074	OVERCENTER ADJUSTER
8	13060102	MOTOR MOUNT
9	13060103	SLIDER MOUNT
10	13060107	ENGINE GUARD BACK
11	15040055	PINCH GUARD SMALL ASSEMBLED
12	15591001	GBOX 90 2:1 CW/CW 1-1/2 4190 W/OIL
13	18010028	SIDE PLASTIC TANK MOUNT
14	20010009	2000 Series Pinch S-Drive Mount Brk
15	20010048	MOTOR MT OVERCENTER ANCHOR BKT
16	20020001	CENTER SECTION 20'
17	20040055	PINCH GUARD EXTENDED ASSEMBLED
18	20060080	DIRECT DRV CONTROL BOX
19	20060105	20S MOTOR MOUNT BACK PLATE
20	24060018	24 DIRECT MOUNT U-CLAMP BRACKET
21	24060084	24 MOTOR MT OVERCENTER PUSHROD
22	P0114005	TAP BOLT 1/2 X 2-1/2 GR.8 PLATED
23	P0118130	BOLT 1/2" X 4" GR8 PLATED
24	P0118131	BOLT 1/4" X 1" GR8 PLATED
25	P0118062	BOLT 5/16" X 2" GR8 PLATED
26	P0118013	BOLT 1/2"X1 1/2" GR.8 PLATED
27	P0118017	BOLT 1/2"X2-1/2"GRADE 8 PLATED
28	P0118076	BOLT 7/16"X1" GRADE 8 PLATED
29	P0134027	LOCKNUT-NYLON-5/16" GRADE 8
30	P0134026	LOCKNUT-NYLON-3/8" GRADE 8
31	P0134007	LOCKNUT-NYLON-7/16"
32	P0134008	LOCKNUT-NYLON-1/2"
33	P0151006	FLAT WASHER 1/4"PLATED USS
34	P0152004	LOCK WASHER 1/4"PLATED
35	P0152008	LOCK WASHER 1/2"PLATED
36	P0161003	COTTER PIN 3/16"X1-1/2"PLATED
37	P0184033	WIRE HOSE CLAMP .500"
38	P0328037	PULLEY-TRPL-B-Q13.6"W/3"BORE
39	P0328050	PULLEY-TRPL-6" W/1-1/2"BORE
40	P0328105	PULLEY-TRPL. 3TB136-1-1/2 SP
41	P0328910	IDLER-FLAT-4"TRPL 2-7/16"WIDE
42	P0340631	HUB-Q1 1-15/16"
43	P0351019	BUSHING 3/4"ODX1/2"IDX1"BRONZE
44	P0391002	KEY 3/8" X 2" LONG
45	P0391007	KEY 7/16" X 1/2" X 2-1/2" LONG
46	P0831008	FUEL LINE-1/4"ID

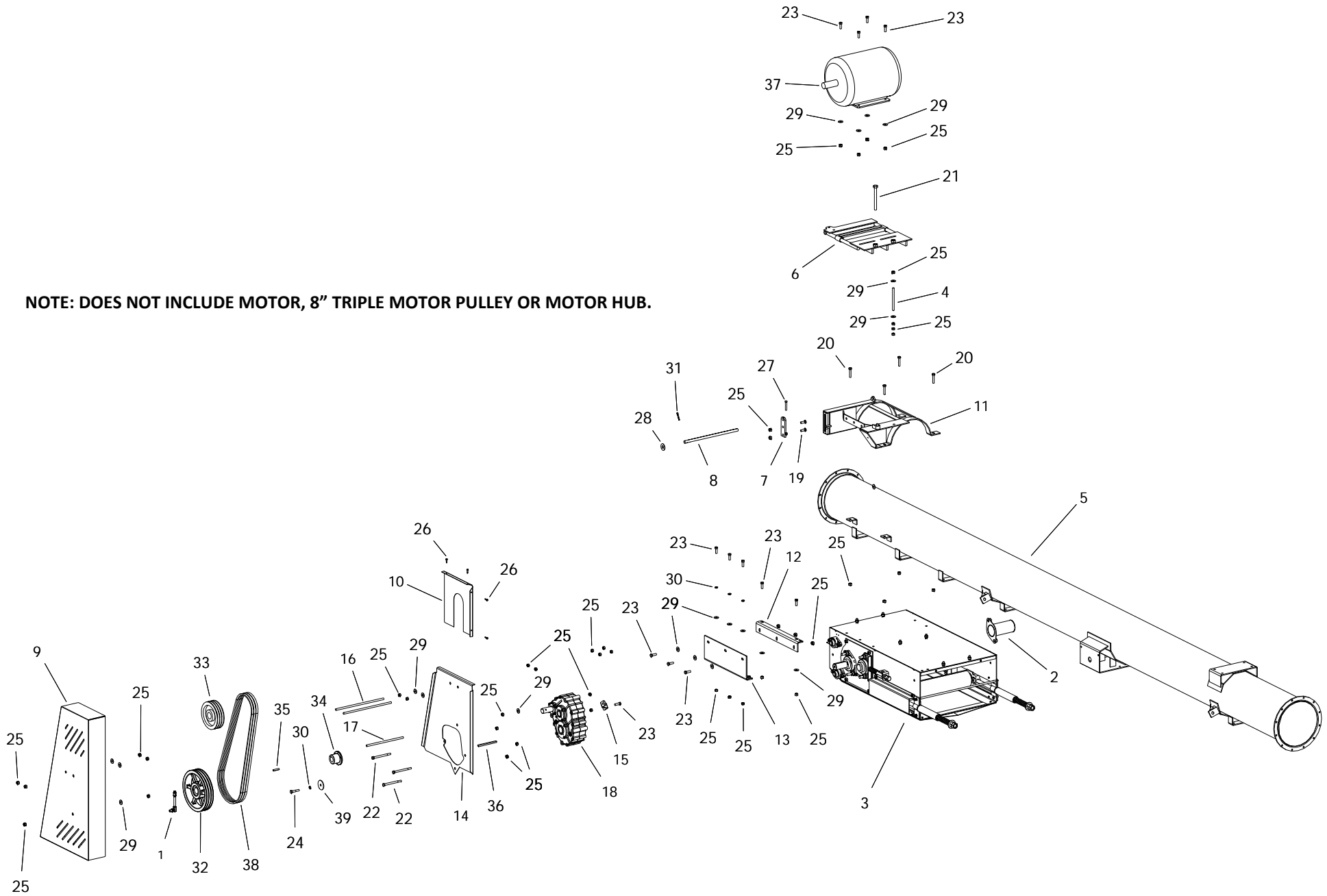
24 S-DRV DRCT GBOX W_OC AND TRPL (24593110)



24 S-DRV DRCT GBOX W_OC AND TRPL (24593110)

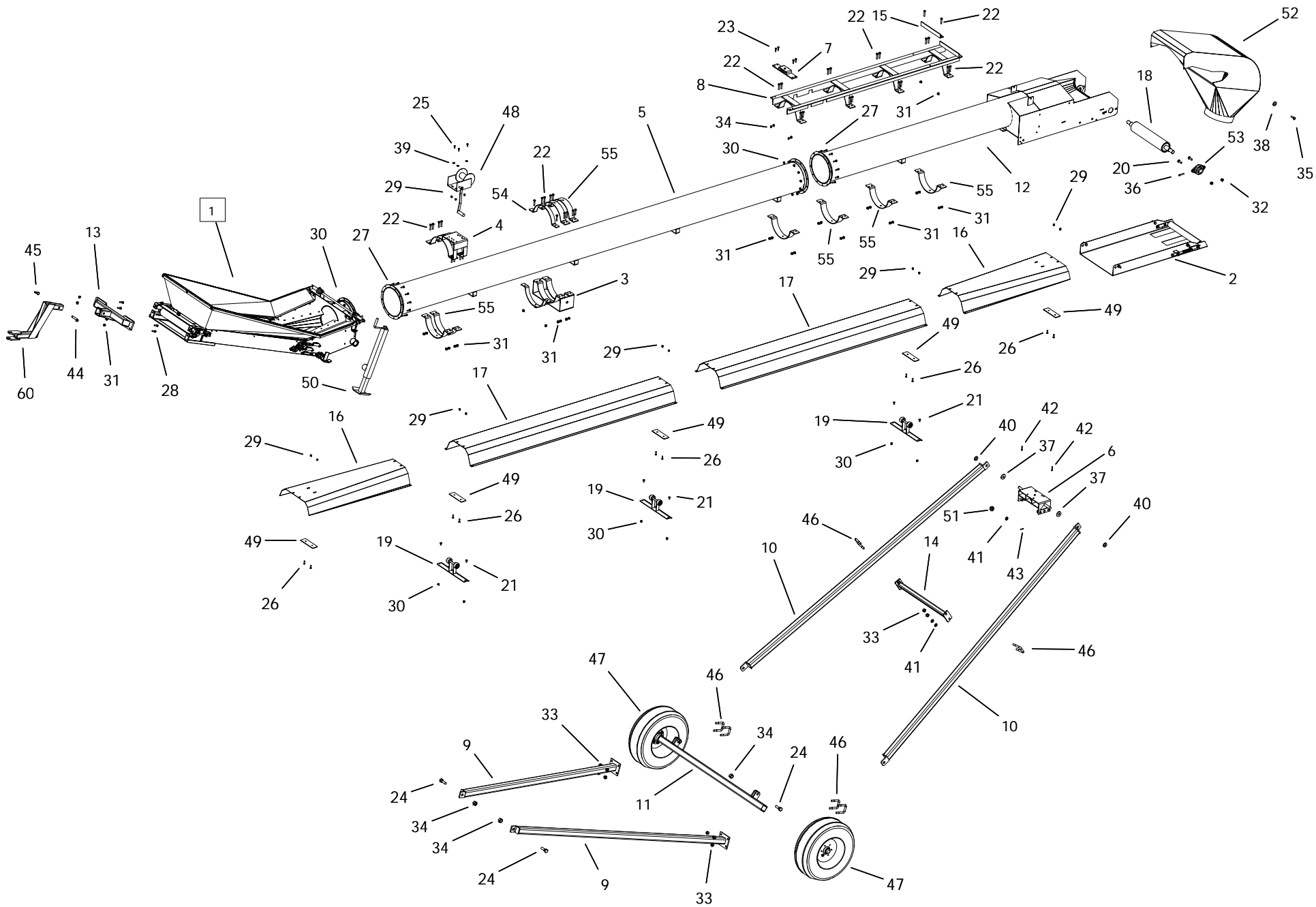
ITEM	PART NO.	DESCRIPTION
47	P0951013	BATTERY 420CCA
48	P1031094	ENGINE 36 HP V-TWIN KOHLER
49	P2518202P	2" U-CLAMP PAINTED
50	P03210592	BELT 3RB59 TRIPLE BANDED
51	P03210922	BELT 3RB92 TRIPLE BANDED
52	P03280391	PULLEY-TRPL-B-4.6" W/1-1/8" BORE
53	P021200051	GAS TANK W/CAP W/FITTING-22L
54	P029900216	GEAR CLAMP 32"

NOTE: DOES NOT INCLUDE MOTOR, 8" TRIPLE MOTOR PULLEY OR MOTOR HUB.



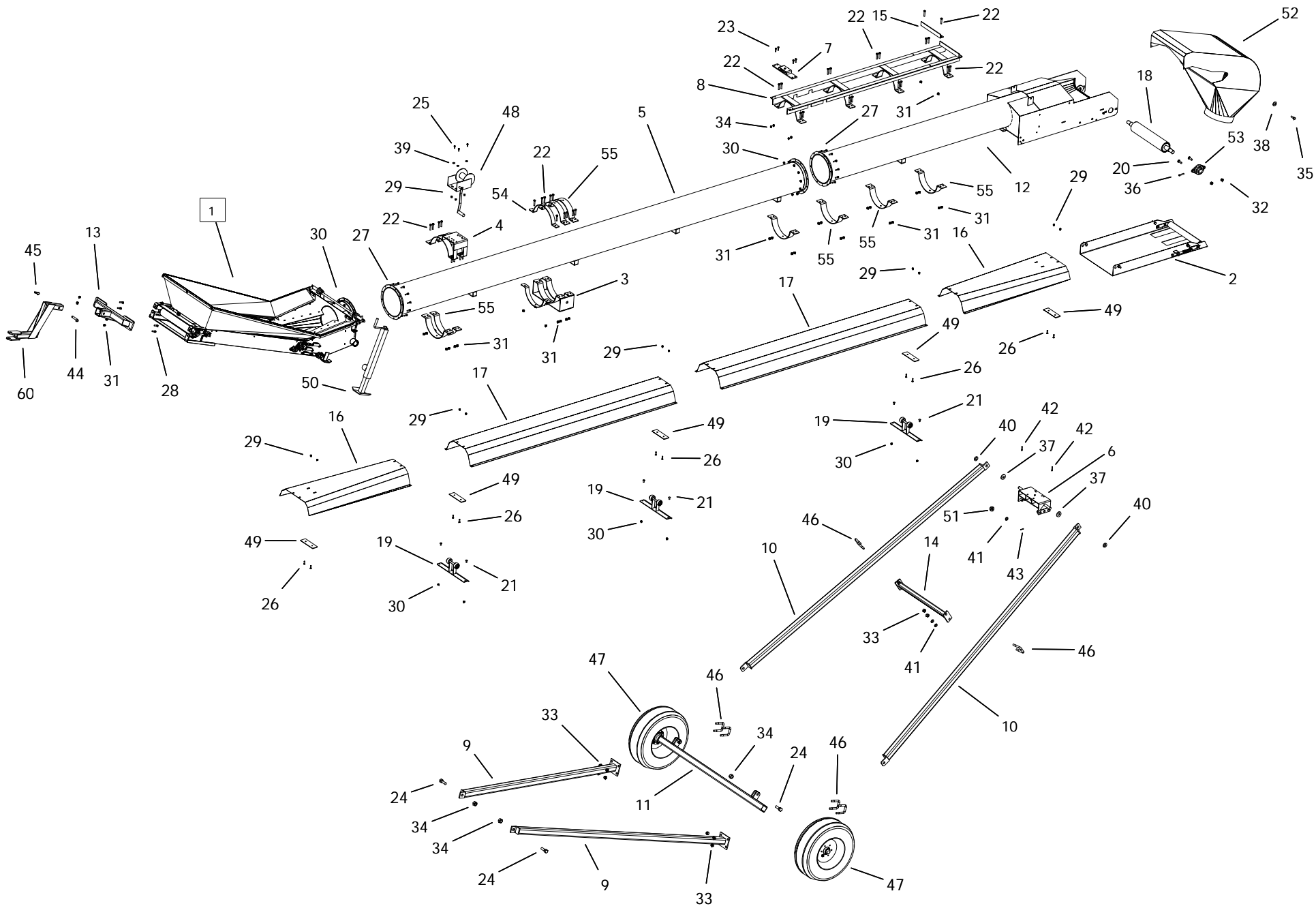
24 ELECTRIC GEARBOX DRIVE KIT - 205 (24593000)

ITEM	PART NO.	DESCRIPTION
1	01010001	BREATHER -M590 GB
2	2400035X	SHAFT GUARD FL-210 ASSY KIT
3	24590020	S-DRIVE ASM W/PINCH
4	13102055	TAB ADJUSTER ROD-1/2" X 7"
5	20020507	CENTER 20' -LOWER SUSP BRKT
6	20060027	ELECTRIC MOTOR MOUNT PLATE
7	20060040	ELECTRIC MOUNT ADJUSTER
8	20060055	ELECTRIC MOTOR MOUNT PIN-HD
9	24040012	24 ELEC PULLEY GUARD
10	24040013	24 ELEC PULLEY GUARD BACK
11	24060005	24 ELECTRIC OFFSET MOTOR CLAMP
12	24061016	24 ELEC OFFSET CLAMP SUPPORT TOP
13	24061017	24 ELEC OFFSET CLAMP SUPPORT BOTTOM
14	24061018	24 ELECTRIC BACK PLATE PINCH
15	24062178	24 ELEC GEARBOX STABILIZER
16	24062180	ADJUSTER ROD 1/2" X 17"
17	24062181	ADJUSTER ROD 1/2" X 13"
18	24591001	GBOX 6:1 CW/CW 1-15/16 W/OIL
19	P0113004	CARRIAGE BOLT 1/2"X1-1/2"PLATED
20	P0114005	TAP BOLT 1/2 X 2-1/2 GR.8 PLATED
21	P0114007	TAP BOLT 3/4 X 7 PLATED
22	P0118023	BOLT 1/2" X 6" GR8 PLATED
23	P0118013	BOLT 1/2"X1 1/2" GR.8 PLATED
24	P0118017	BOLT 1/2"X2-1/2"GRADE 8 PLATED
25	P0134008	LOCKNUT-NYLON-1/2"
26	P0141002	TEK SCREW 1/4"X1"
27	P0145002	SET SCREW-7/16"X2-1/2"SQ.HD.
28	P0151015	FLAT WASHER 3/4"PLATED USS
29	P0151029	FLAT WASHER 1/2"PLATED USS
30	P0152008	LOCK WASHER 1/2"PLATED
31	P0161001	Cotter Pin 1/4 x 2
32	P0328095	PULLEY-TRIPLE 3B124SK
33	P0328095	PULLEY-TRIPLE 3B124SK
34	P0341924	HUB SK 1-1/2
35	P0391002	KEY 3/8" X 2" LONG
36	P0391006	KEY 3/8 X 1/2 X 6-1/2 LONG
37	P0931005	MOTOR 10HP 3PH 230/460V 1740RPM
38	P03210388	BELT 3RB88 BANDED
39	P11130185	AXLE END CAP



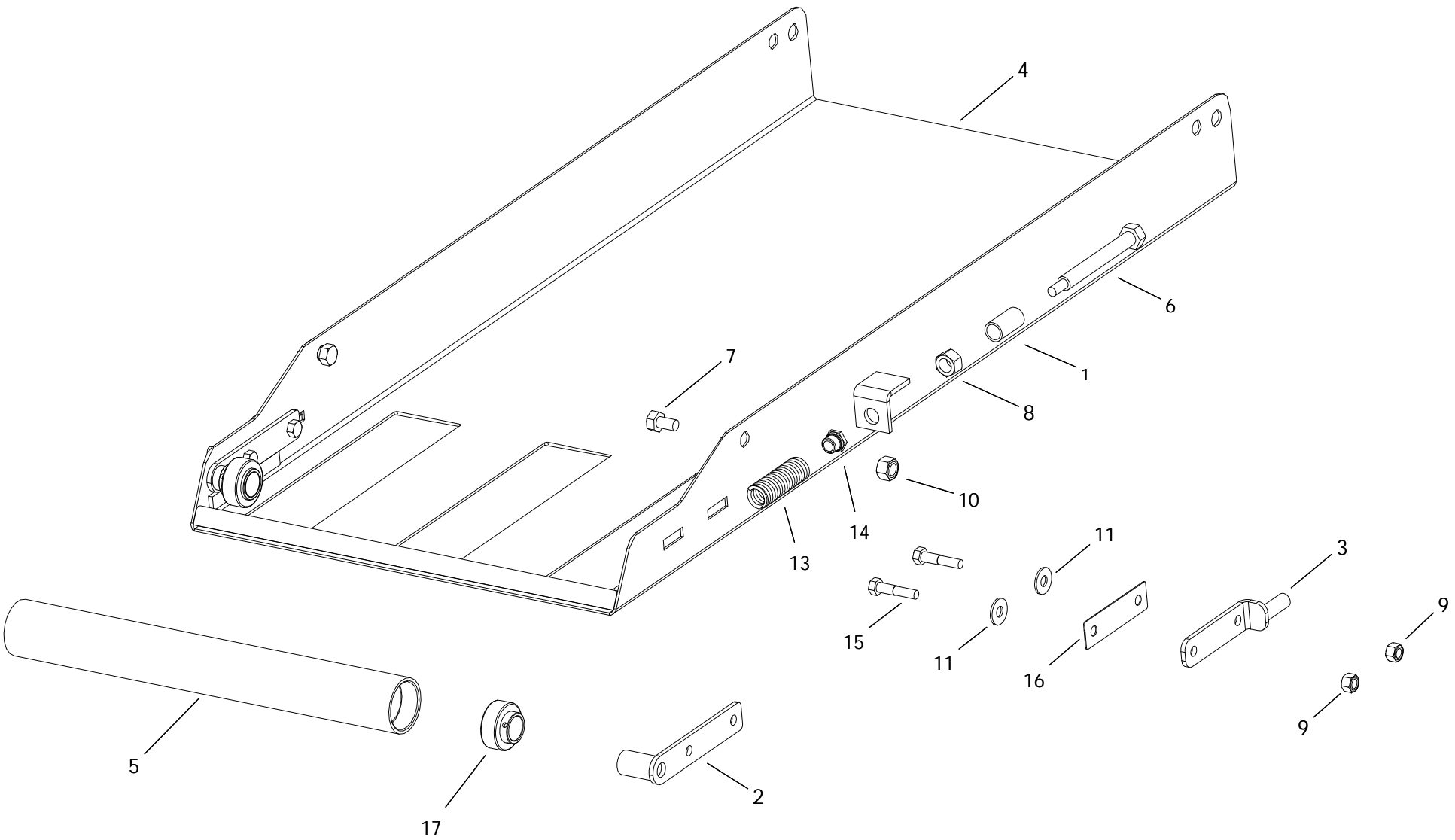
2435 FL TD-24503541

ITEM	PART NO.	DESCRIPTION
1	2455585X	HOPPER -COLLAPSABLE FL
2	2459700X	SPOUT PINCH RLLR KIT
3	20010008	SUSPENSION BRACKET-NO TABS
4	20010023	HAND WINCH MOUNT
5	20020516	CENTER 20' -WG MOUNTS (TOP DRIVE)
6	20030002	SLIDER-FRAME
7	20030007	LARGE CABLE ATTACHMENT
8	20030020	TRACK 45
9	20030050	AXLE ARM 45
10	20030051	UPRIGHT 2045
11	20030107	AXLE 45 (WITH 12 LUGS)
12	24020003	2400 10' Spout
13	24030007	HITCH FL (ONE PC)
14	24030050	24 RAIL FRAME CROSS BRACE
15	24032125	24 BOLT-ON TRACK STOP
16	24042202	24-WEATHER GUARD 5' FLR - 61-1/2"
17	24042211	24-WEATHER GUARD 10' - 121-1/2"
18	25070007	PITSTOP SPOUT ROLLER - 24" BELT
19	240100811	WG ROLLER MOUNT KIT W/ROLLERS
20	P0113007	CARRIAGE BOLT 5/8"X2"PLATED
21	P0113013	CARRIAGE BOLT 7/16"X1" PLATED
22	P0114005	TAP BOLT 1/2 X 2-1/2 GR.8 PLATED
23	P0118003	BOLT 1" X 2-1/2" GR8 PLATED
24	P0118004	BOLT 1" X 3" GR8 PLATED
25	P0118046	BOLT 3/8" X 1" GR8 PLATED
26	P0115303	CAPSCREW 3/8X1-1/4FLT HD SOCKET PTD
27	P0118077	BOLT 7/16"X1-1/2" GRADE 8 PLATED
28	P0118090	BOLT 1/2" X 1-3/4" GR8 PLATED
29	P0134026	LOCKNUT-NYLON-3/8" GRADE 8
30	P0134007	LOCKNUT-NYLON-7/16"
31	P0134008	LOCKNUT-NYLON-1/2"
32	P01340101	LOCKNUT-NYLON-5/8" GRADE 8
33	P0134029	LOCKNUT-NYLON-3/4" GRADE 8
34	P0134030	LOCKNUT-NYLON-1" GRADE 8
35	P0141003	TEK SCREW 1/4"X1-1/2" HEX WASHER
36	P0145002	SET SCREW-7/16"X2-1/2"SQ.HD.
37	P0151001	FLAT WASHER 1"BARE USS
38	P0151006	FLAT WASHER 1/4"PLATED USS
39	P0151009	FLAT WASHER 3/8"PLATED USS
40	P0151011	FLAT WASHER 5/8"PLATED USS
41	P0151026	FLAT WASHER 3/4"SAE
42	P0161001	Cotter Pin 1/4 x 2
43	P0161002	COTTER PIN 5/32X1-1/2"PLATED
44	P0162002	Pin Hitch 3/4 x 3 1/2
45	P0163001	HAIR PIN 3/16" X 3-1/4"
46	P0183004	U-BOLT 3" X 3" -PLATED



2435 FL TD-24503541

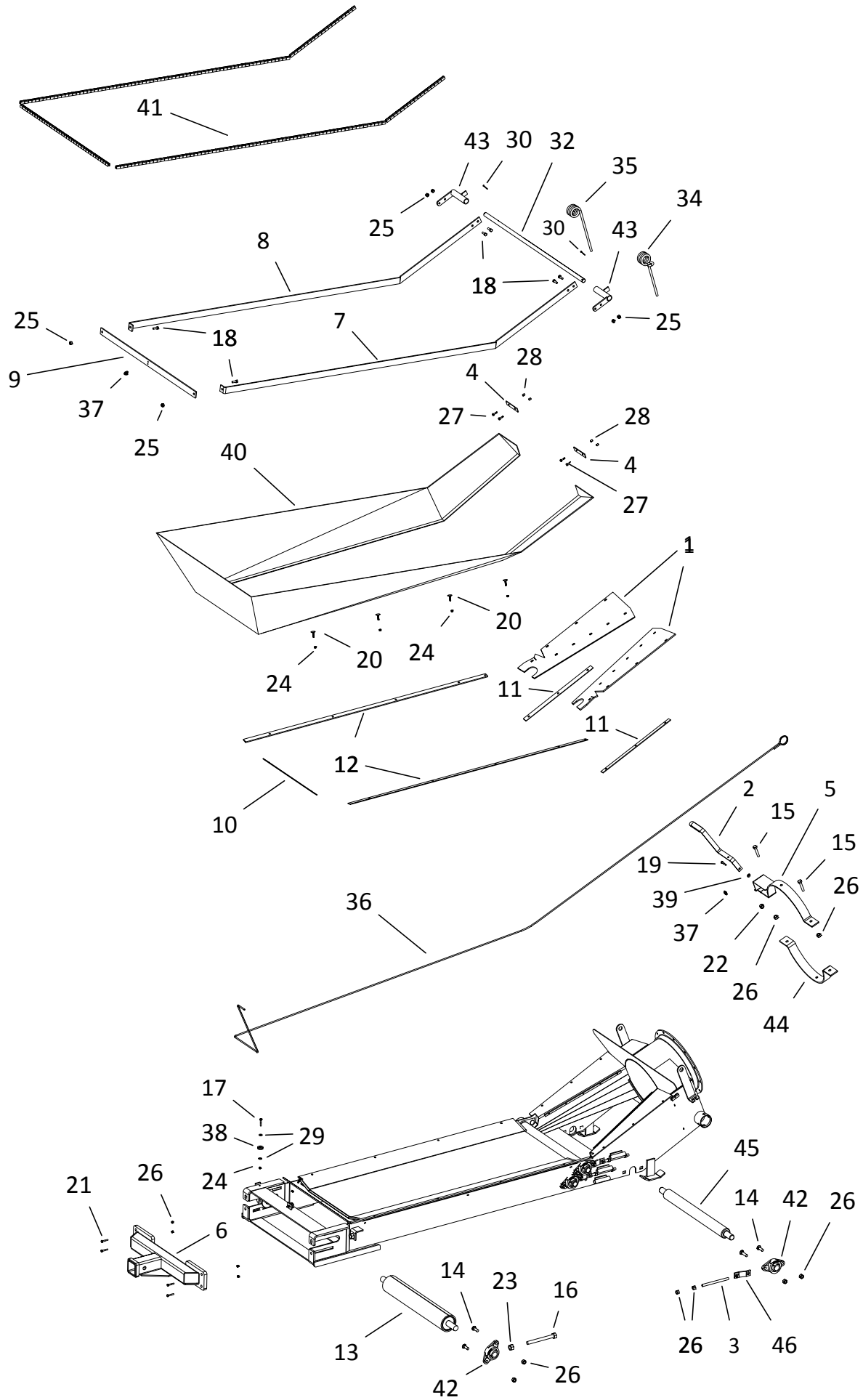
ITEM	PART NO.	DESCRIPTION
47	P0615307	TIRE ASSEMBLY-15"X6"X6BOLT
48	P0714103	WINCH-2500# BRAKE
49	P1010002	BI-MOUNT PLATE CAST
50	P1012009	JACK-7000LB SQ.TUBE 25" EXT
51	P1211305	ROLLER 2" NYLON
52	P1212402	HOOD-ROUND 24 SERIES
53	P1711006	FLANGE UNIT-1-15/16"-PREMIUM
54	P2518202P	2" U-CLAMP PAINTED
55	P2518203P	3" U-CLAMP PAINTED
56	P1243001	CABLE TIE 14" 120 LB (NOT SHOWN)
57	P2227989	MANUAL HOLDER AND LID
58	P0711123	CABLE-5/16" (58') (NOT SHOWN)
59	24570351	2435FLTD 87' 3"
60	24030096	24 Z-DROP TONGUE



TD PINCH (24597000)

ITEM	PART NO.	DESCRIPTION
1	15062110	TD PINCH PIPE
2	15070026	ROLLER MOUNT
3	15070027	PUSH BAR
4	24061020	TD PINCH MOUNT
5	24072004	SPOUT PINCH PIPE
6	P0113000	SPRING TENSION BOLT
7	P0118071	BOLT 5/8" X 2" GR8 PLATED
8	P0131019	NUT 3/4" PLATED GRADE 8
9	P0134008	LOCKNUT-NYLON-1/2"
10	P01340101	LOCKNUT-NYLON-5/8" GRADE 8
11	P0151025	FLAT WASHER 1/2" PLATED USS
12	P0351010	MACHINERY BUSHING 7/8" MEDIUM (NOT SHOWN)
13	P0511008	SPRING-LD-1300 SERIES
14	P0820129	BUSHING BRASS FLANGED
15	P01180161	BOLT 1/2" X 2-1/4" GR8 PLATED
16	P1211023	TD PINCH SLIDER PLATE
17	P1742005	BEARING-1-1/4" W/SET SCREWS-FLAT
18	P0351010	MACHINERY BUSHING 7/8" MEDIUM (NOT SHOWN)

HOPPER (2455585X)

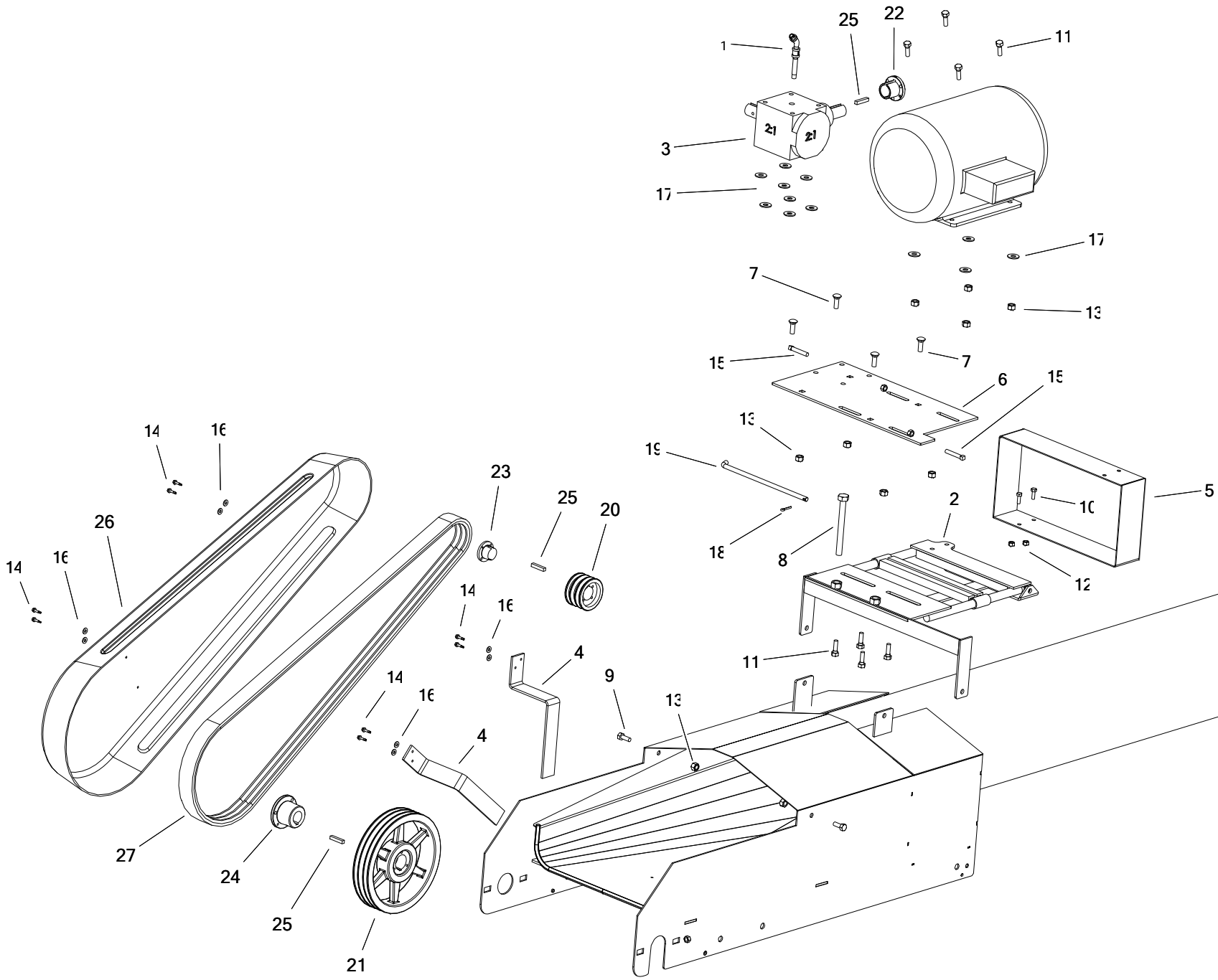


HOPPER (2455585X)

ITEM	PART NO.	DESCRIPTION
1	2455586X	HOPPER -FLASHING ONLY FL
2	13100008	HOPPER HANDLE
3	13102055	TAB ADJUSTER ROD-1/2" X 7"
4	15102061	LOWER CLOTH FRAME TR BACK
5	24010029	SA COLLAPS HANDLE MOUNT
6	24030007	HITCH FL (ONE PC)
7	24100018	24 TRANSFER UPPER FRAME RIGHT
8	24100019	24 TRANSFER UPPER FRAME LEFT
9	24102035	UPPER CLOTH FRAME TR FRONT
10	24102036	LOWER CLOTH FRAME TR FRONT
11	24102037	LOWER CLOTH FRAME TR TRANSITION
12	24102038	LOWER CLOTH FRAME TR SIDE
13	25070006	PITSTOP TAKE-UP ROLLER - 24" BELT
14	P0113001	CARRIAGE BOLT 1/2"X2" PLATED
15	P0114005	TAP BOLT 1/2 X 2-1/2 GR.8 PLATED
16	P0114007	TAP BOLT 3/4 X 7 PLATED
17	P0118026	BOLT 1/4" X 1-1/2" GR8 PLATED
18	P0118046	BOLT 3/8" X 1" GR8 PLATED
19	P0115113	BOLT 3/8" X 1-1/2" GR8 PLATED
20	P0116001	ELEVATOR BOLT 1/4"X1-1/4"
21	P0118090	BOLT 1/2" X 1-3/4" GR8 PLATED
22	P0131018	NUT 3/8" PLATED GRADE 8
23	P0131019	NUT 3/4" PLATED GRADE 8
24	P0134023	LOCKNUT-NYLON-1/4" GR8
25	P0134026	LOCKNUT-NYLON-3/8" GRADE 8
26	P0134008	LOCKNUT-NYLON-1/2"
27	P0141002	TEK SCREW 1/4"X1"
28	P0145001	VINYL SCREW CAP
29	P0151006	FLAT WASHER 1/4"PLATED USS
30	P0161003	COTTER PIN 3/16"X1-1/2"PLATED
31	P0162002	Pin Hitch 3/4 x 3 1/2
32	P0162008	HOPPER PIVOT SHAFT-20/24 (rev1)
33	P0163001	HAIR PIN 3/16" X 3-1/4"
34	P0521005	HOPPER SPRING-R-.437
35	P0521006	HOPPER SPRING-L-.437
36	P0711101	CABLE 1/8" 7 X 19 GAC
37	P0712104	CABLE CLAMP-1/8" GALV.
38	P0713104	CABLE SHEAVE-1-1/4" W/BEARING
39	P1210010	Washer Nylon 3/8 USS
40	P1621020	HOPPER CANVAS-24FL CONV
41	P1641015	TRIM LOCK
42	P1711005	FLANGE UNIT-1-1/4"-PREMIUM
43	P2515017	PIVOT SHAFT BRACKET
44	P2518202P	2" U-CLAMP PAINTED
45	P20325002	PITSTOP TRANSITION ROLLER -24" BELT
46	25050002	BEARING TIGHTENER MOUNT RIGHT

24 TD ELECTRIC DRIVE KIT (24590270)

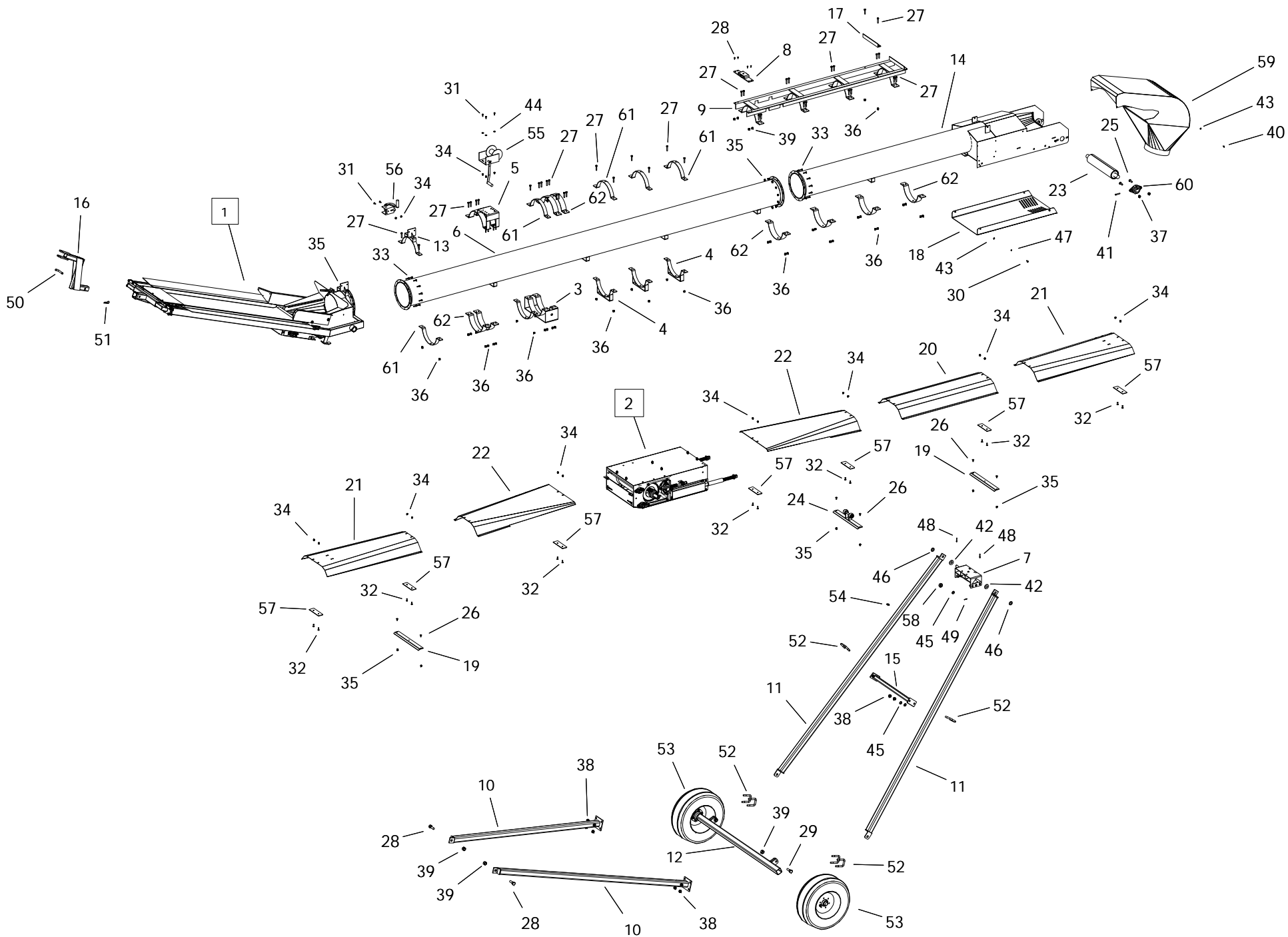
62



24 TD ELECTRIC DRIVE KIT (24590270)

ITEM	PART NO.	DESCRIPTION
1	01010002	BREATHER -SWING AWAY
2	13060027	13 SERIES HD MOTOR MOUNT PLATE
3	15591001	GBOX 90 2:1 CW/CW 1-1/2 4190 W/OIL
4	20042017	GUARD BRACKET
5	24040007	2400TD Electric Gearbox Guard
6	24060006	24 TD MOTOR/GEARBOX MOUNT
7	P0113004	CARRIAGE BOLT 1/2"X1-1/2"PLATED
8	P0114007	TAP BOLT 3/4 X 7 PLATED
9	P0115020	BOLT 1/2" X 1-1/4" GR5 PLATED
10	P0118046	BOLT 3/8" X 1" GR8 PLATED
11	P0118013	BOLT 1/2"X1 1/2" GR.8 PLATED
12	P0134026	LOCKNUT-NYLON-3/8" GRADE 8
13	P0134008	LOCKNUT-NYLON-1/2"
14	P0141002	TEK SCREW 1/4"X1"
15	P0145002	SET SCREW-7/16"X2-1/2"SQ.HD.
16	P0151006	FLAT WASHER 1/4"PLATED USS
17	P0151029	FLAT WASHER 1/2"PLATED USS
18	P0161003	COTTER PIN 3/16"X1-1/2"PLATED
19	P0162006	PIN-ELECT.MTR.MNT-LONG
20	P0328038	PULLEY-TRPL-B-4" SH
21	P0328095	PULLEY-TRIPLE 3B124SK
22	P0340424	HUB-P1 1-1/2"
23	P0341324	HUB-SH 1-1/2"
24	P0341924	HUB SK 1-1/2
25	P0391002	KEY 3/8" X 2" LONG
26	P1211803	PIT GUARD
27	P03211122	BELT 3B112 BANDED

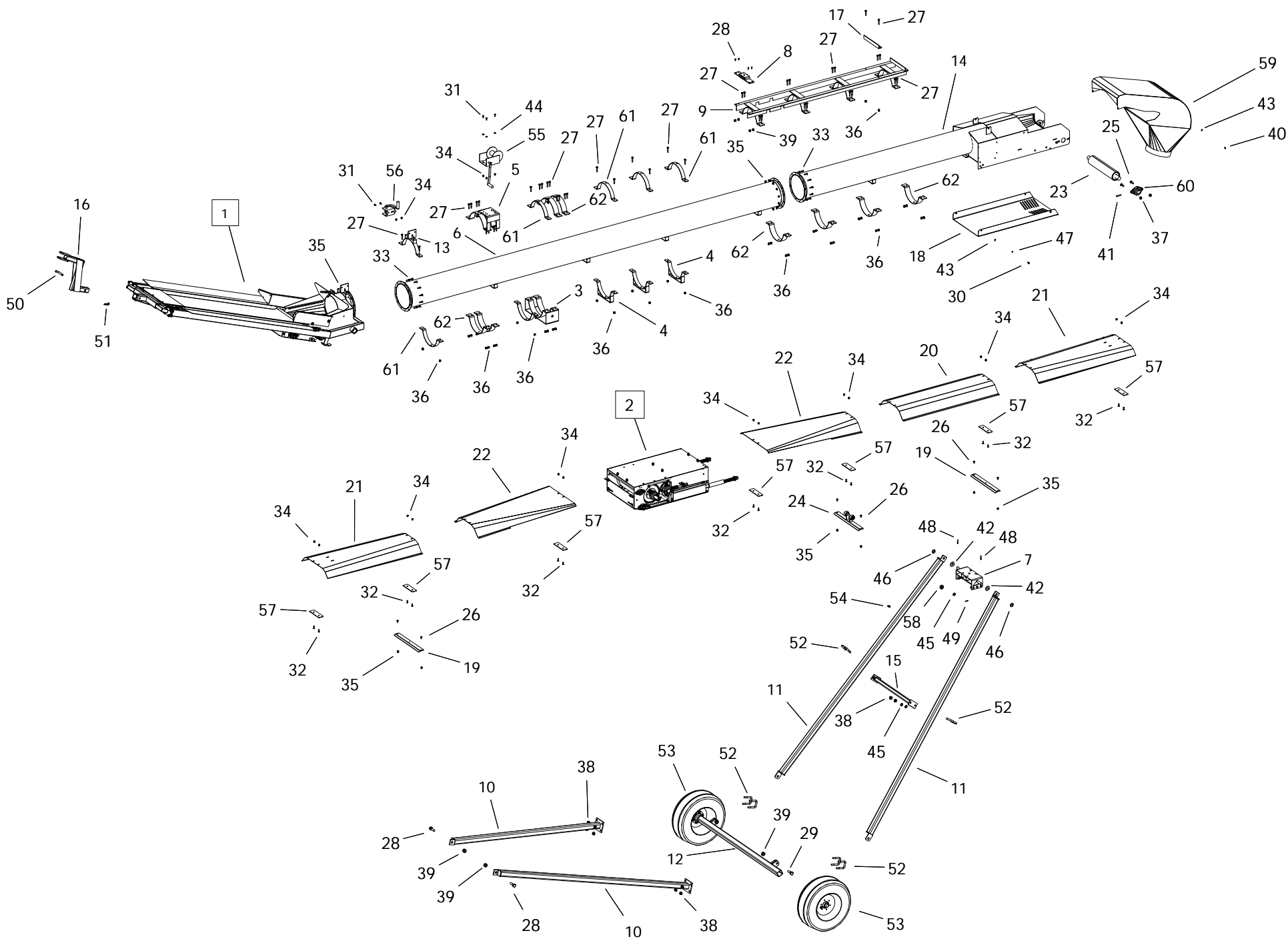
2435 FL RAILCAR UNLOADER-24503531



2435 FL RAILCAR UNLOADER-24503531

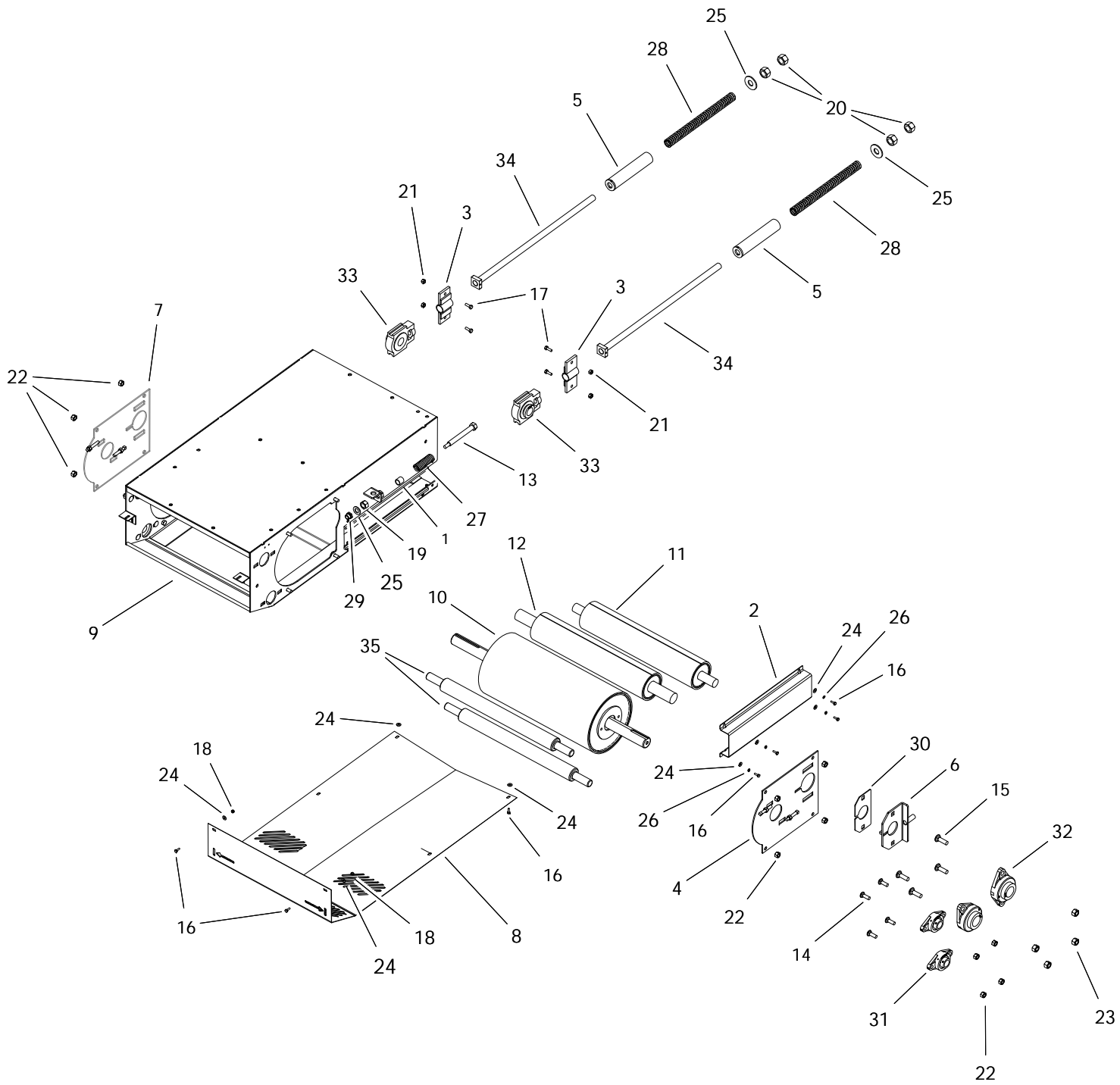
ITEM	PART NO.	DESCRIPTION
1	2455597X	24 FL RAIL HOPPER COMPONENTS
2	24590020	S-DRIVE ASM W/PINCH
3	20010008	SUSPENSION BRACKET-NO TABS
4	20010009	2000 Series Pinch S-Drive Mount Brk
5	20010023	HAND WINCH MOUNT
6	20020515	CENTER 20' -WG MOUNTS (S-DRIVE)
7	20030002	SLIDER-FRAME
8	20030007	LARGE CABLE ATTACHMENT
9	20030020	TRACK 45
10	20030050	AXLE ARM 45
11	20030051	UPRIGHT 2045
12	20030107	AXLE 45 (WITH 12 LUGS)
13	24010051	24 RAIL FL WINCH BRCKT
14	24020003	2400 10' Spout
15	24030050	24 RAIL FRAME CROSS BRACE
16	24030096	24 Z-DROP TONGUE
17	24032125	24 BOLT-ON TRACK STOP
18	24042093	Spout Cover Guard
19	24042106	24FL FITTED WG BASE
20	24042221	24FL-WEATHER GUARD 5'
21	24042222	24FL-WG 5' FLARE - 61-1/2"
22	24042223	24FL-WEATHER GUARD 5' FLT - 61-1/2"
23	24070009	HOPPER/SPOUT ROLLER LAGGED
24	240100821	24FL WG ROLLER MNT KIT
25	P0113007	CARRIAGE BOLT 5/8"X2"PLATED
26	P0113013	CARRIAGE BOLT 7/16"X1" PLATED
27	P0114005	TAP BOLT 1/2 X 2-1/2 GR.8 PLATED
28	P0118003	BOLT 1" X 2-1/2" GR8 PLATED
29	P0118004	BOLT 1" X 3" GR8 PLATED
30	P0118033	BOLT 1/4" X 3/4" GR8 PLATED
31	P0118046	BOLT 3/8" X 1" GR8 PLATED
32	P0115303	CAPSCREW 3/8X1-1/4FLT HD SOCKET PTD
33	P0118077	BOLT 7/16"X1-1/2" GRADE 8 PLATED
34	P0134026	LOCKNUT-NYLON-3/8" GRADE 8
35	P0134007	LOCKNUT-NYLON-7/16"
36	P0134008	LOCKNUT-NYLON-1/2"
37	P01340101	LOCKNUT-NYLON-5/8" GRADE 8
38	P0134029	LOCKNUT-NYLON-3/4" GRADE 8
39	P0134030	LOCKNUT-NYLON-1" GRADE 8
40	P0141003	TEK SCREW 1/4"X1-1/2" HEX WASHER
41	P0145002	SET SCREW-7/16"X2-1/2"SQ.HD.
42	P0151001	FLAT WASHER 1"BARE USS
43	P0151006	FLAT WASHER 1/4"PLATED USS
44	P0151009	FLAT WASHER 3/8"PLATED USS
45	P0151026	FLAT WASHER 3/4"SAE
46	P0151031	FLAT WASHER 1"PLATED USS

2435 FL RAILCAR UNLOADER-24503531



2435 FL RAILCAR UNLOADER-24503531

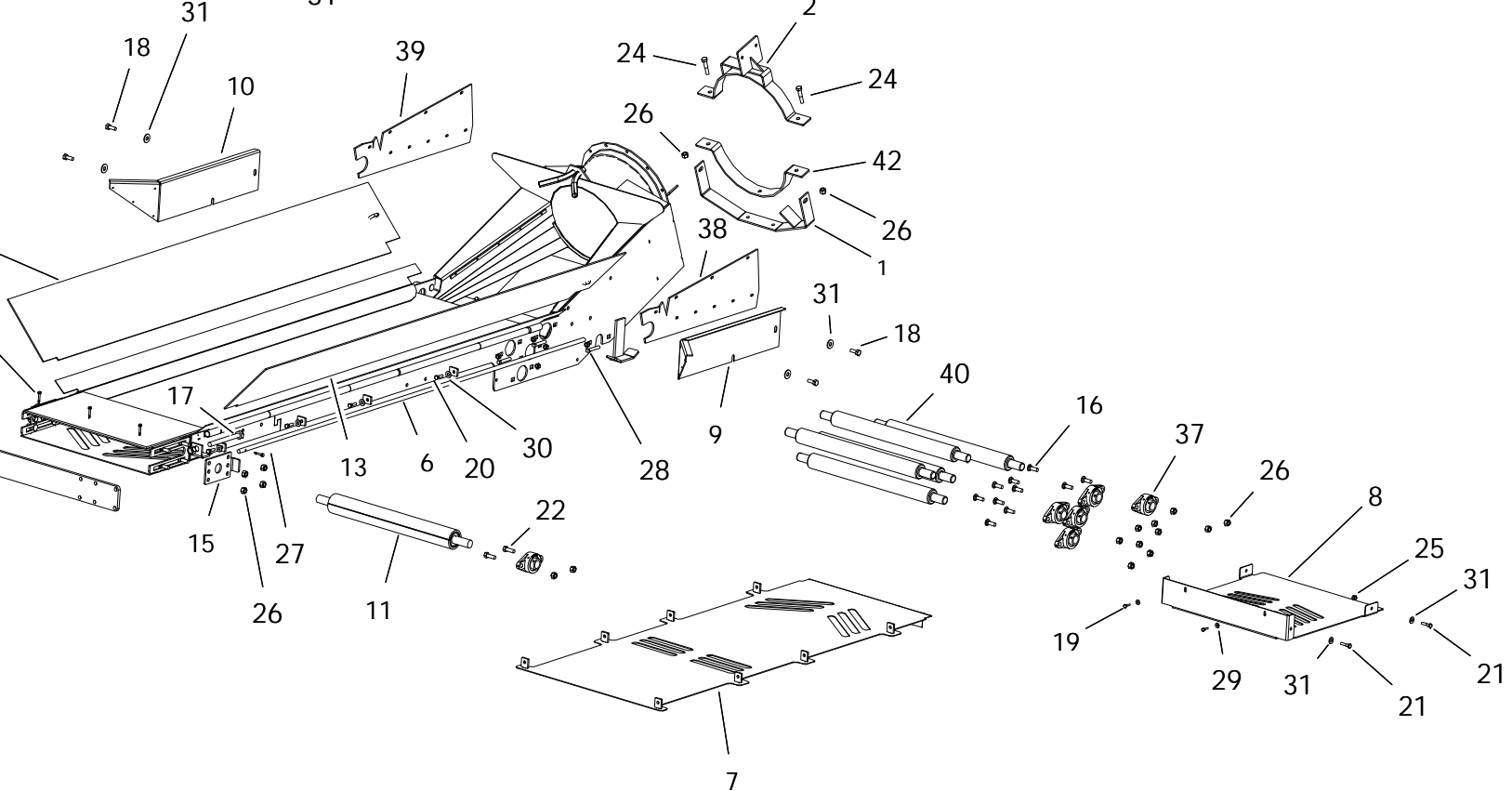
ITEM	PART NO.	DESCRIPTION
47	P0152004	LOCK WASHER 1/4"PLATED
48	P0161001	Cotter Pin 1/4 x 2
49	P0161002	COTTER PIN 5/32X1-1/2"PLATED
50	P0162002	Pin Hitch 3/4 x 3 1/2
51	P0163001	HAIR PIN 3/16" X 3-1/4"
52	P0183004	U-BOLT 3" X 3" -PLATED
53	P0615307	TIRE ASSEMBLY-15"X6"X6BOLT
54	P0712105	CABLE CLAMP-5/16" GALV.
55	P0714103	WINCH-2500# BRAKE
56	P0714105	WINCH T1602-1366(19141)
57	P1010002	BI-MOUNT PLATE CAST
58	P1211305	ROLLER 2" NYLON
59	P1212402	HOOD-ROUND 24 SERIES
60	P1711006	FLANGE UNIT-1-15/16"-PREMIUM
61	P2518202P	2" U-CLAMP PAINTED
62	P2518203P	3" U-CLAMP PAINTED
63	P0711123	CABLE-5/16" (58') (NOT SHOWN)
64	24570352	2435FL RAILCAR 99'
65	P1243001	CABLE TIE 14" 120 LB (NOT SHOWN)
66	P2227989	MANUAL HOLDER AND LID



S-DRIVE (24590020)

ITEM	PART NO.	DESCRIPTION
1	15062010	PINCH PIPE
2	20042070	S-DRIVE TAKEUP GUARD
3	20060501	S-DRIVE TAKEUP BRACKET
4	20060502	DRIVE ROLLER COVER LH
5	20060504	PRETENSIONER
6	20060507	Pinch Tighener Plate
7	20060514	DRIVE ROLLER COVER RH
8	24040001	S-DRIVE BOTTOM GUARD
9	24060500	24 SERIES S-DRIVE
10	24070005	ROLLER 10-1/2" W/1-15/16 SHAFT
11	24070508	PINCH SD TAKE-UP ROLLER
12	24070509	S-DRIVE PINCH ROLLER
13	P0113000	SPRING TENSION BOLT
14	P0113004	CARRIAGE BOLT 1/2"X1-1/2"PLATED
15	P0113007	CARRIAGE BOLT 5/8"X2"PLATED
16	P0118033	BOLT 1/4" X 3/4" GR8 PLATED
17	P0118046	BOLT 3/8" X 1" GR8 PLATED
18	P0131016	NUT 1/4" PLATED GRADE 8
19	P0131019	NUT 3/4" PLATED GRADE 8
20	P0131021	NUT 1" PLATED GRADE 8
21	P0134026	LOCKNUT-NYLON-3/8" GRADE 8
22	P0134008	LOCKNUT-NYLON-1/2"
23	P01340101	LOCKNUT-NYLON-5/8" GRADE 8
24	P0151006	FLAT WASHER 1/4"PLATED USS
25	P0151031	FLAT WASHER 1"PLATED USS
26	P0152004	LOCK WASHER 1/4"PLATED
27	P0511008	SPRING-LD-1300 SERIES
28	P0511010	SPRING-COMP-1.46"X16.5" (1.05"DIA)
29	P0820129	BUSHING BRASS FLANGED
30	P1210103	PINCH SLIDE PLATE (POLY)
31	P1711005	FLANGE UNIT-1-1/4"-PREMIUM
32	P1711006	FLANGE UNIT-1-15/16"-PREMIUM
33	P1721004	TAKE-UP UNIT-1-1/2"-PREMIUM
34	P2520006	20 S-DRIVE TIGHTENER BOLT
35	P20324001	S-DRIVE RETURN ROLLER
36	P0351010	MACHINERY BUSHING 7/8" MEDIUM (NOT SHOWN)

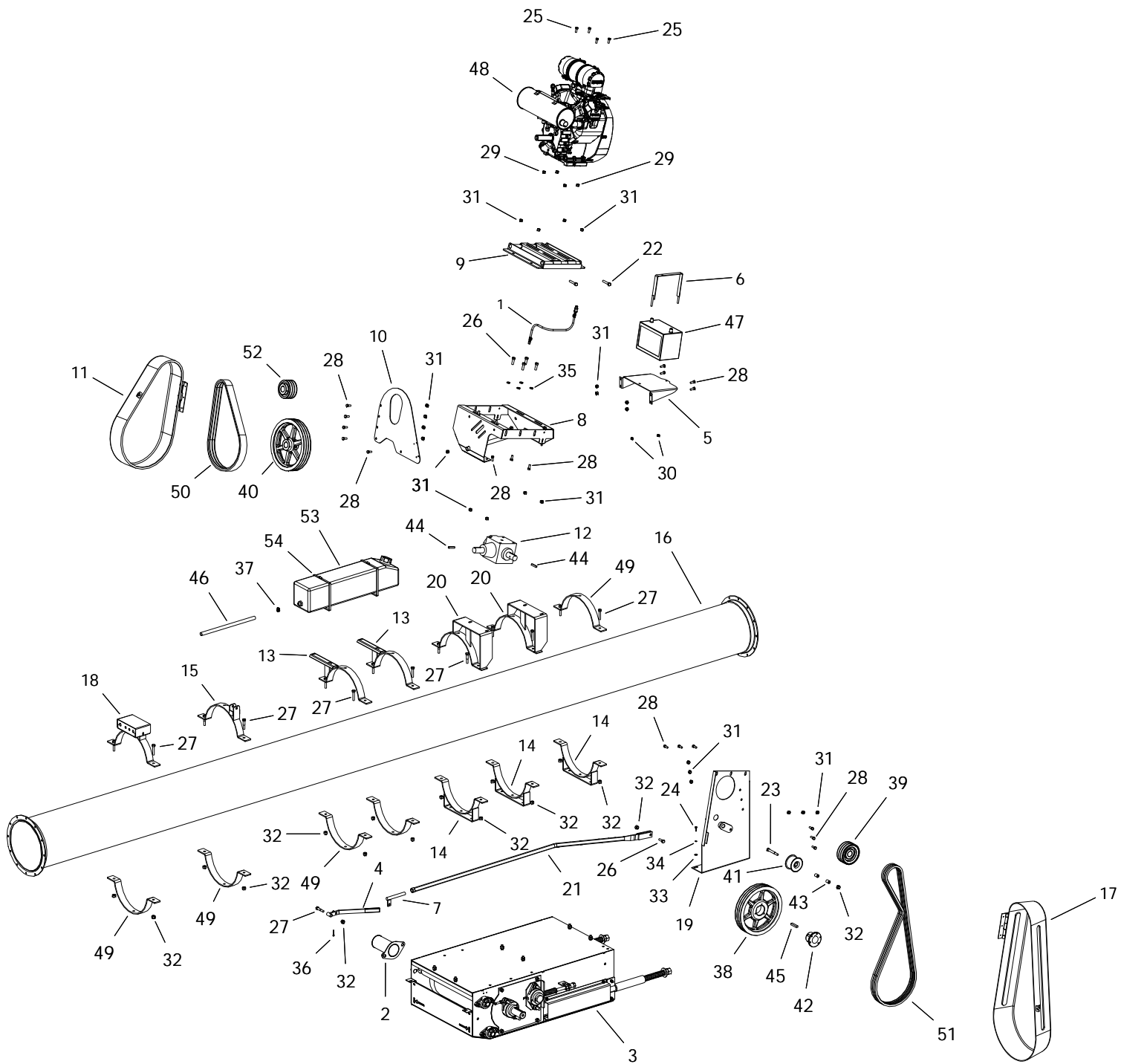
This diagram shows an exploded perspective view of a mechanical assembly. The main components are labeled with numbers: 1, 2, 3, 4, 5, 18, 26, 31, 33, and 34. Component 1 is a long horizontal beam. Component 2 is a vertical support structure. Component 3 is a small rectangular block. Component 4 is a long horizontal beam. Component 5 is a vertical support structure. Component 18 is a small rectangular block. Component 26 is a small rectangular block. Component 31 is a small rectangular block. Component 33 is a small rectangular block. Component 34 is a small rectangular block. The diagram illustrates the assembly of these components into a larger structure.



HOPPER (2455595X)

ITEM	PART NO.	DESCRIPTION
1	24010050	24 RAIL HITCH BRCKT
2	24010051	24 RAIL FL WINCH BRCKT
3	24030008	HITCH RAIL FL (ONE PC)
4	24030010	24 RAIL FL HITCH-RIGHT
5	24030011	24 RAIL FL HITCH-LEFT
6	24031038	24 RAIL FL HINGE PIN
7	24040008	24 FL RAIL BOLT ON BOTTOM GUARD
8	24041004	24 RAIL BOTTOM GUARD
9	24041005	24 RAIL TRANS. GUARD RH
10	24041006	24 RAIL TRANS. GUARD LH
11	24070510	RAIL FL TAKEUP ROLLER-24
12	24100040	24 RAIL FL FLAP-LEFT
13	24100041	24 RAIL FL FLAP-RIGHT
14	24100042	TAKEUP END AND COVER PLATE
15	24101048	BEARING ADJUST PLATE
16	P0113004	CARRIAGE BOLT 1/2"X1-1/2"PLATED
17	P0114006	TAP BOLT 3/4 X 5 PLATED
18	P0115020	BOLT 1/2" X 1-1/4" GR5 PLATED
19	P0118131	BOLT 1/4" X 1" GR8 PLATED
20	P0115045	BOLT 3/8" X 1-1/4" GR5 PLATED
21	P0115113	BOLT 3/8" X 1-1/2" GR8 PLATED
22	P0118013	BOLT 1/2"X1 1/2" GR.8 PLATED
23	P0118016	BOLT 1/2" X 2" GR8 PLATED
24	P0118017	BOLT 1/2"X2-1/2"GRADE 8 PLATED
25	P0134026	LOCKNUT-NYLON-3/8" GRADE 8
26	P0134008	LOCKNUT-NYLON-1/2"
27	P0141002	TEK SCREW 1/4"X1"
28	P0145002	SET SCREW-7/16"X2-1/2"SQ.HD.
29	P0151006	FLAT WASHER 1/4"PLATED USS
30	P0151009	FLAT WASHER 3/8"PLATED USS
31	P0151029	FLAT WASHER 1/2"PLATED USS
32	P0711103	Cable 5/16"
33	P0712105	CABLE CLAMP-5/16" GALV.
34	P0714105	WINCH T1602-1366(19141)
35	P1612003	BELT-14" SMOOTH (NOT SHOWN)
36	P1612010	BELT-2PLY SMOOTH 36" (NOT SHOWN)
37	P1711005	FLANGE UNIT-1-1/4"-PREMIUM
38	P19249004	24" TRANSFER FLASHING LH
39	P19249005	24" TRANSFER FLASHING RH
40	P20325002	PITSTOP TRANSITION ROLLER -24" BELT
41	P2213653	CABLE PULLEY ASSEMBLY
42	P2518202P	2" U-CLAMP PAINTED

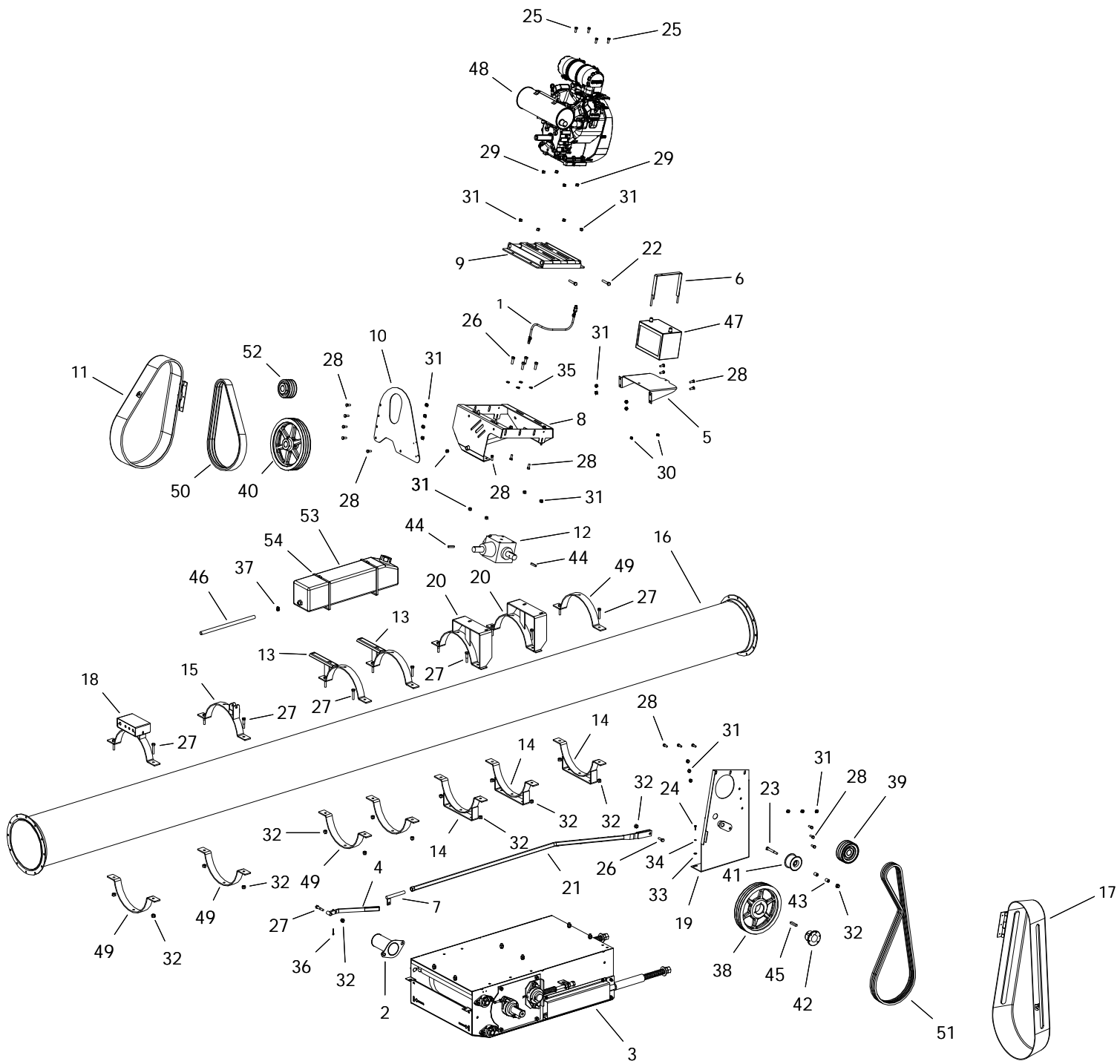
24 S-DRV DRCT GBOX W_OC AND TRPL (24593110)



24 S-DRV DRCT GBOX W_OC AND TRPL (24593110)

ITEM	PART NO.	DESCRIPTION
1	01010003	BREATHER DIRECT DRIVE
2	2400035X	SHAFT GUARD FL-210 ASSY KIT
3	24590020	S-DRIVE ASM W/PINCH
4	13010054	MOTOR MT OVERCENTER HANDLE
5	13012108	MOTOR MOUNT BATTERY MOUNT
6	13060054	BATTERY CLAMP
7	13060074	OVERCENTER ADJUSTER
8	13060102	MOTOR MOUNT
9	13060103	SLIDER MOUNT
10	13060107	ENGINE GUARD BACK
11	15040055	PINCH GUARD SMALL ASSEMBLED
12	15591001	GBOX 90 2:1 CW/CW 1-1/2 4190 W/OIL
13	18010028	SIDE PLASTIC TANK MOUNT
14	20010009	2000 Series Pinch S-Drive Mount Brk
15	20010048	MOTOR MT OVERCENTER ANCHOR BKT
16	20020001	CENTER SECTION 20'
17	20040055	PINCH GUARD EXTENDED ASSEMBLED
18	20060080	DIRECT DRV CONTROL BOX
19	20060105	20S MOTOR MOUNT BACK PLATE
20	24060018	24 DIRECT MOUNT U-CLAMP BRACKET
21	24060084	24 MOTOR MT OVERCENTER PUSHROD
22	P0114005	TAP BOLT 1/2 X 2-1/2 GR.8 PLATED
23	P0118130	BOLT 1/2" X 4" GR8 PLATED
24	P0118131	BOLT 1/4" X 1" GR8 PLATED
25	P0118062	BOLT 5/16" X 2" GR8 PLATED
26	P0118013	BOLT 1/2"X1 1/2" GR.8 PLATED
27	P0118017	BOLT 1/2"X2-1/2"GRADE 8 PLATED
28	P0118076	BOLT 7/16"X1" GRADE 8 PLATED
29	P0134027	LOCKNUT-NYLON-5/16" GRADE 8
30	P0134026	LOCKNUT-NYLON-3/8" GRADE 8
31	P0134007	LOCKNUT-NYLON-7/16"
32	P0134008	LOCKNUT-NYLON-1/2"
33	P0151006	FLAT WASHER 1/4"PLATED USS
34	P0152004	LOCK WASHER 1/4"PLATED
35	P0152008	LOCK WASHER 1/2"PLATED
36	P0161003	COTTER PIN 3/16"X1-1/2"PLATED
37	P0184033	WIRE HOSE CLAMP .500"
38	P0328037	PULLEY-TRPL-B-Q13.6"W/3"BORE
39	P0328050	PULLEY-TRPL-6" W/1-1/2"BORE
40	P0328105	PULLEY-TRPL. 3TB136-1-1/2 SP
41	P0328910	IDLER-FLAT-4"TRPL 2-7/16"WIDE
42	P0340631	HUB-Q1 1-15/16"
43	P0351019	BUSHING 3/4"ODX1/2"IDX1"BRONZE
44	P0391002	KEY 3/8" X 2" LONG
45	P0391007	KEY 7/16" X 1/2" X 2-1/2" LONG
46	P0831008	FUEL LINE-1/4"ID

24 S-DRV DRCT GBOX W_OC AND TRPL (24593110)

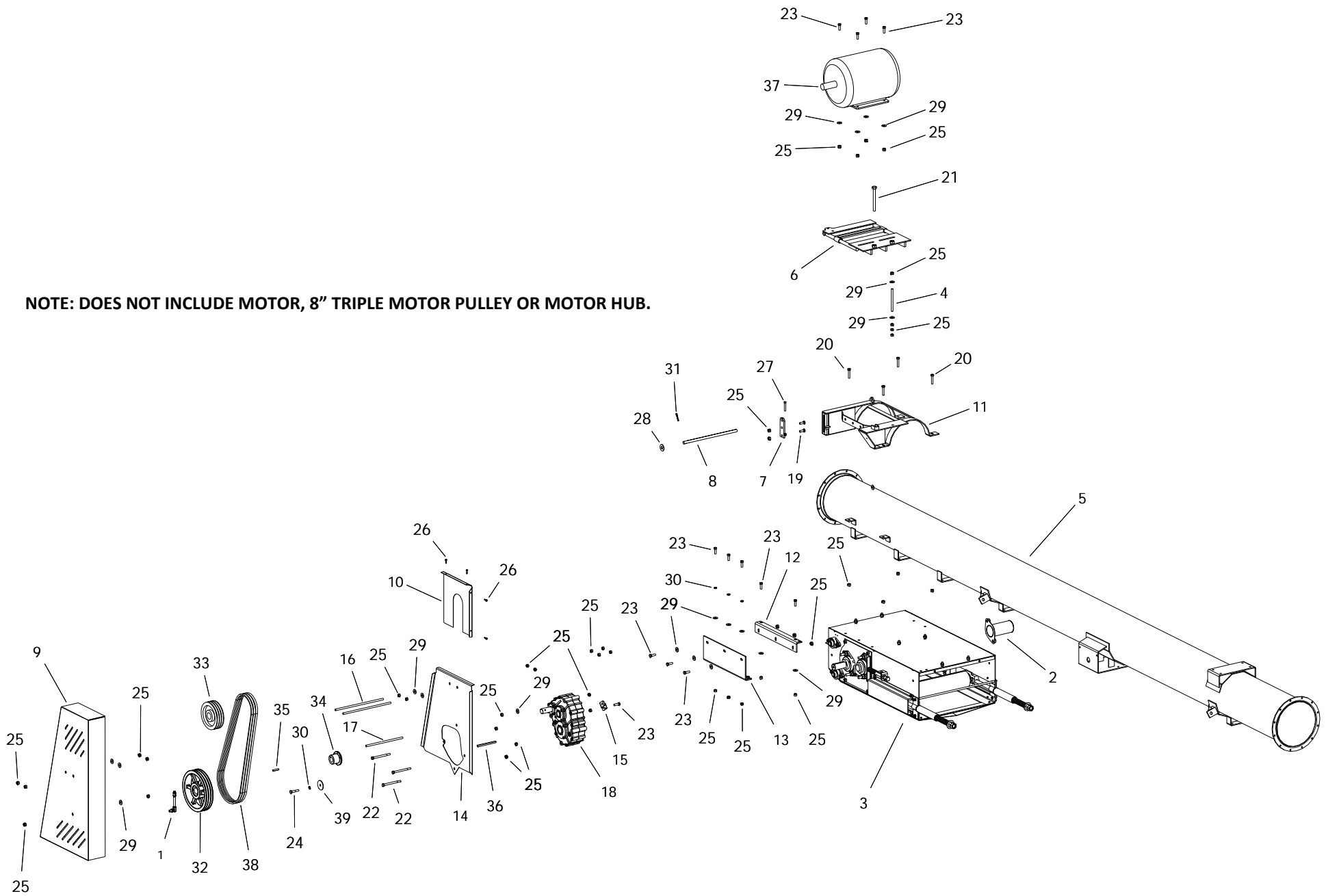


24 S-DRV DRCT GBOX W_OC AND TRPL (24593110)

ITEM	PART NO.	DESCRIPTION
47	P0951013	BATTERY 420CCA
48	P1031094	ENGINE 36 HP V-TWIN KOHLER
49	P2518202P	2" U-CLAMP PAINTED
50	P03210592	BELT 3RB59 TRIPLE BANDED
51	P03210922	BELT 3RB92 TRIPLE BANDED
52	P03280391	PULLEY-TRPL-B-4.6" W/1-1/8" BORE
53	P021200051	GAS TANK W/CAP W/FITTING-22L
54	P029900216	GEAR CLAMP 32"

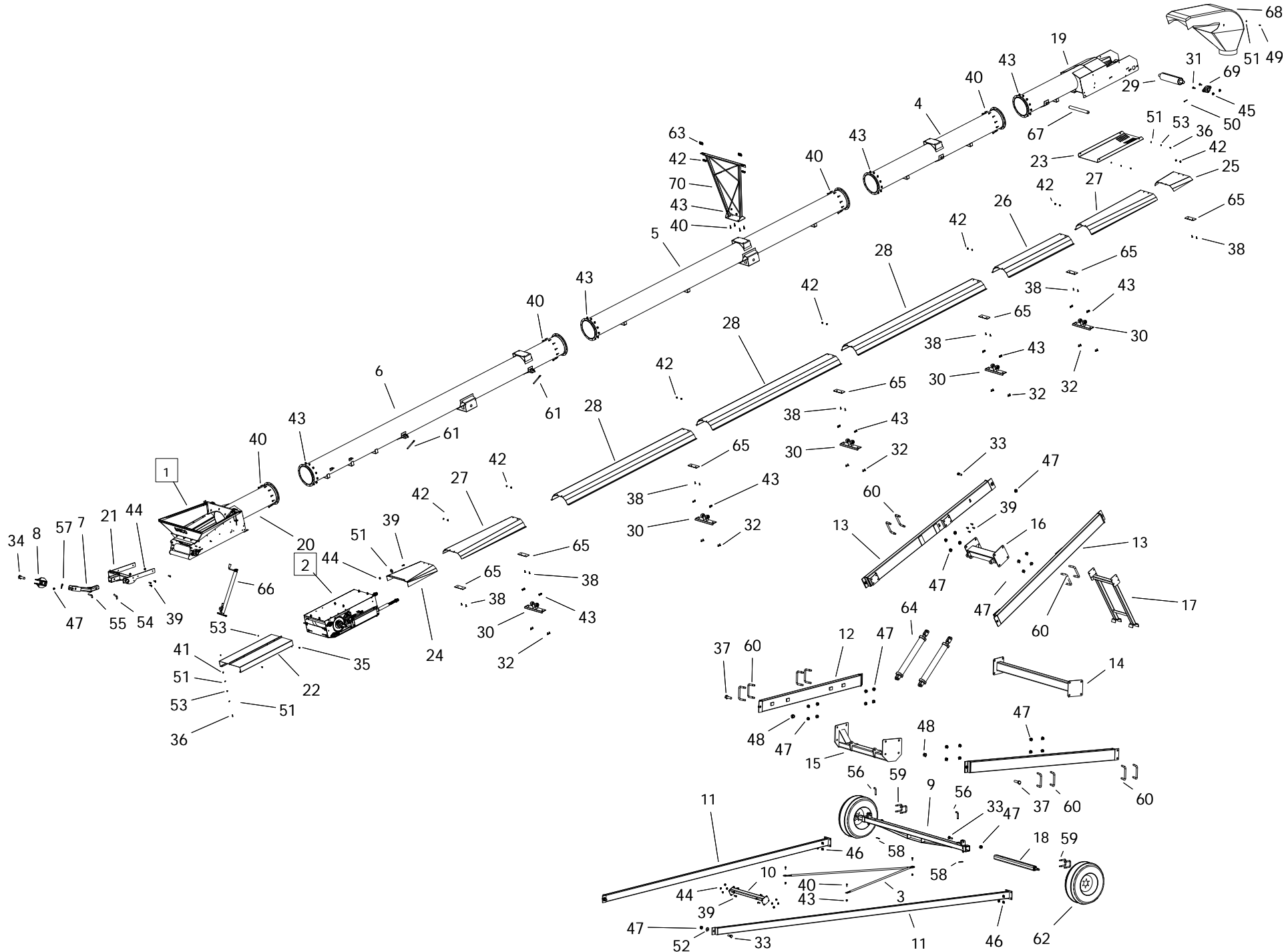
24 ELECTRIC GEARBOX DRIVE KIT - 205 (24593000)

NOTE: DOES NOT INCLUDE MOTOR, 8" TRIPLE MOTOR PULLEY OR MOTOR HUB.



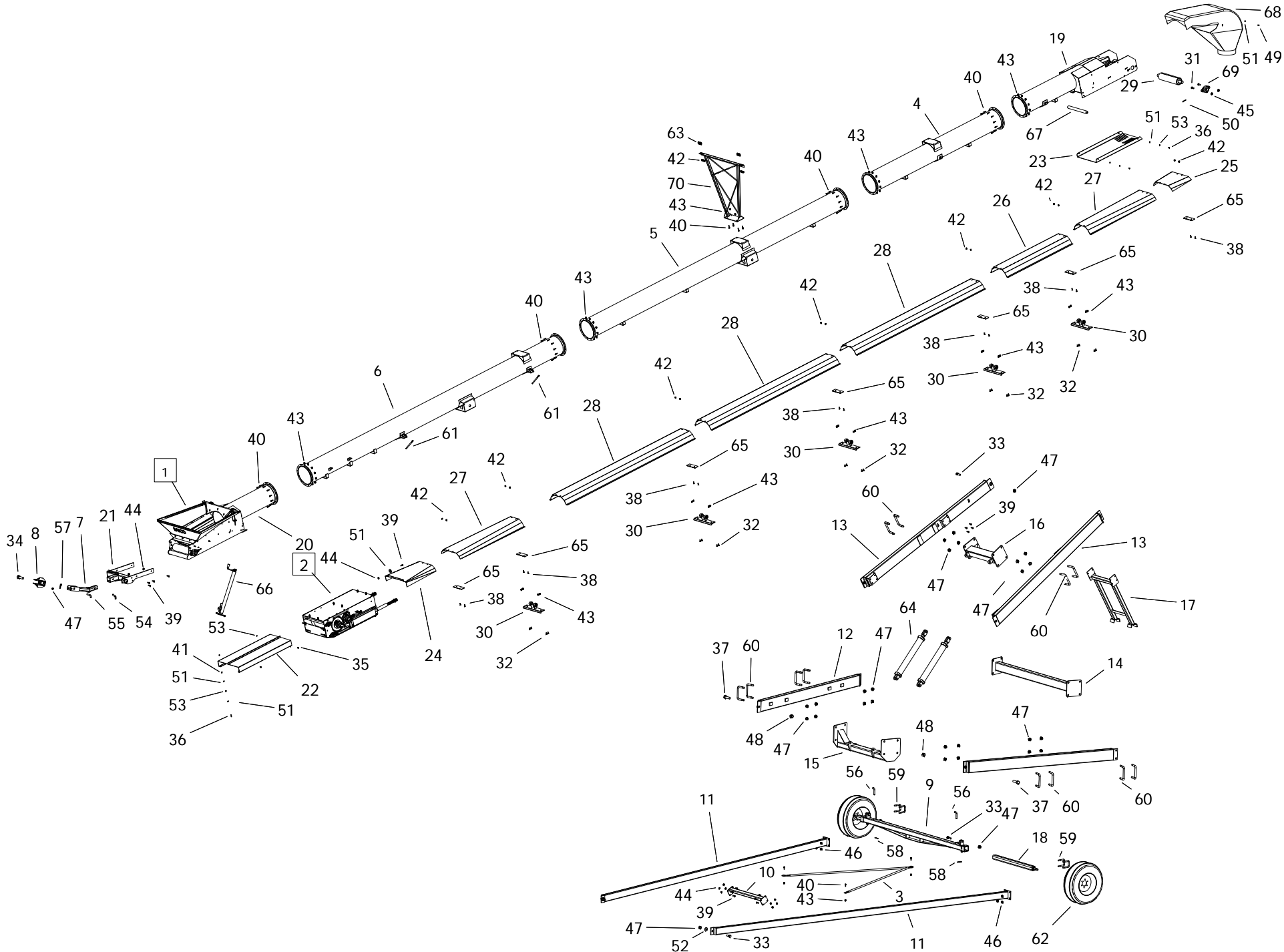
24 ELECTRIC GEARBOX DRIVE KIT - 205 (24593000)

ITEM	PART NO.	DESCRIPTION
1	01010001	BREATHER -M590 GB
2	2400035X	SHAFT GUARD FL-210 ASSY KIT
3	24590020	S-DRIVE ASM W/PINCH
4	13102055	TAB ADJUSTER ROD-1/2" X 7"
5	20020507	CENTER 20' -LOWER SUSP BRKT
6	20060027	ELECTRIC MOTOR MOUNT PLATE
7	20060040	ELECTRIC MOUNT ADJUSTER
8	20060055	ELECTRIC MOTOR MOUNT PIN-HD
9	24040012	24 ELEC PULLEY GUARD
10	24040013	24 ELEC PULLEY GUARD BACK
11	24060005	24 ELECTRIC OFFSET MOTOR CLAMP
12	24061016	24 ELEC OFFSET CLAMP SUPPORT TOP
13	24061017	24 ELEC OFFSET CLAMP SUPPORT BOTTOM
14	24061018	24 ELECTRIC BACK PLATE PINCH
15	24062178	24 ELEC GEARBOX STABILIZER
16	24062180	ADJUSTER ROD 1/2" X 17"
17	24062181	ADJUSTER ROD 1/2" X 13"
18	24591001	GBOX 6:1 CW/CW 1-15/16 W/OIL
19	P0113004	CARRIAGE BOLT 1/2"X1-1/2"PLATED
20	P0114005	TAP BOLT 1/2 X 2-1/2 GR.8 PLATED
21	P0114007	TAP BOLT 3/4 X 7 PLATED
22	P0118023	BOLT 1/2" X 6" GR8 PLATED
23	P0118013	BOLT 1/2"X1 1/2" GR.8 PLATED
24	P0118017	BOLT 1/2"X2-1/2"GRADE 8 PLATED
25	P0134008	LOCKNUT-NYLON-1/2"
26	P0141002	TEK SCREW 1/4"X1"
27	P0145002	SET SCREW-7/16"X2-1/2"SQ.HD.
28	P0151015	FLAT WASHER 3/4"PLATED USS
29	P0151029	FLAT WASHER 1/2"PLATED USS
30	P0152008	LOCK WASHER 1/2"PLATED
31	P0161001	Cotter Pin 1/4 x 2
32	P0328095	PULLEY-TRIPLE 3B124SK
33	P0328095	PULLEY-TRIPLE 3B124SK
34	P0341924	HUB SK 1-1/2
35	P0391002	KEY 3/8" X 2" LONG
36	P0391006	KEY 3/8 X 1/2 X 6-1/2 LONG
37	P0931005	MOTOR 10HP 3PH 230/460V 1740RPM
38	P03210388	BELT 3RB88 BANDED
39	P11130185	AXLE END CAP



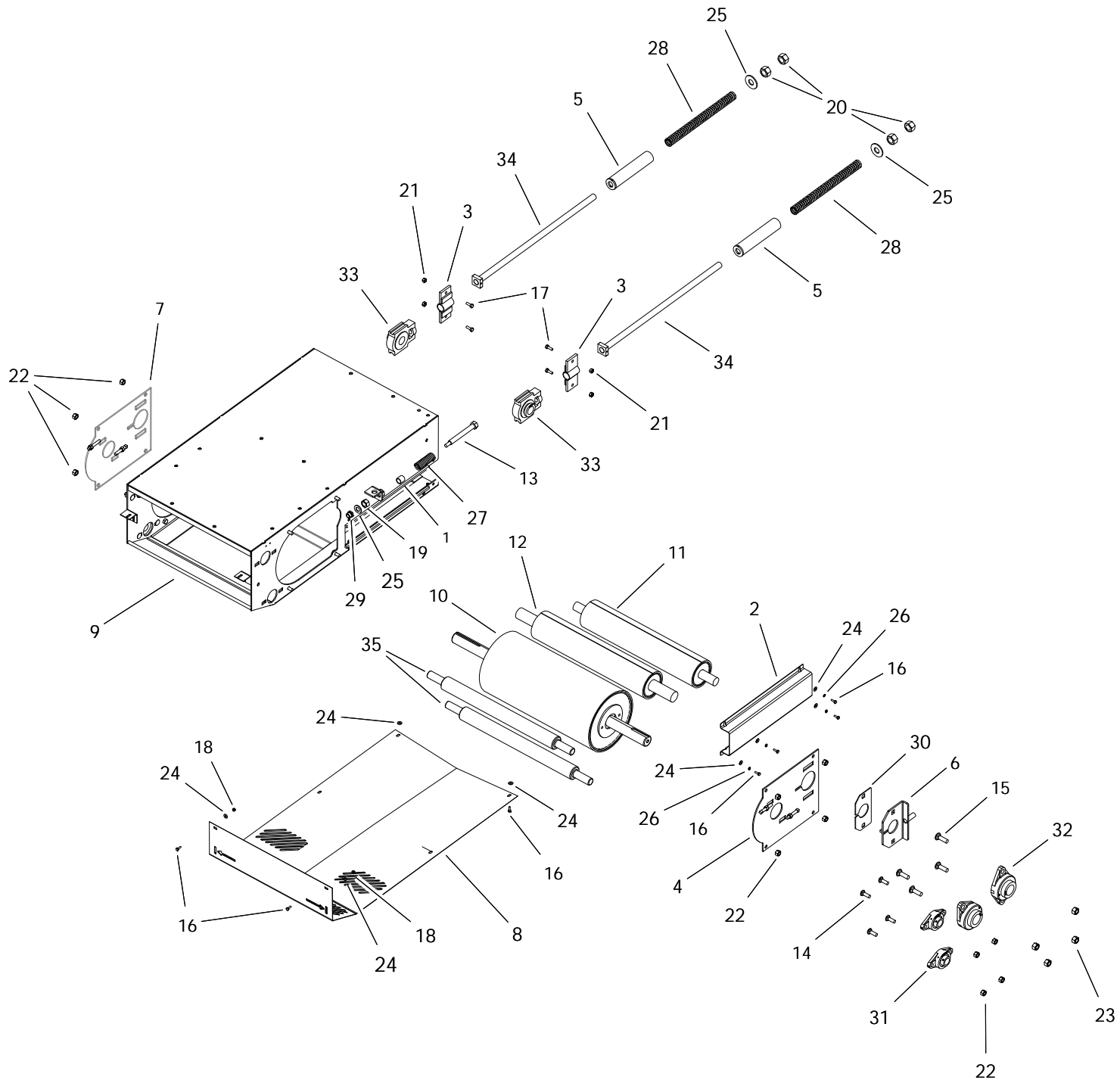
2465-24506511

ITEM	PART NO.	DESCRIPTION
1	2455580X	HOPPER -COLLAPSABLE
2	24590020	S-DRIVE ASM W/PINCH
3	15032030	CROSS BRACE
4	20020504	CENTER 10' -RTRN MNTS
5	20020506	CENTER 20' -UPPR SUSP BRKT (MID)
6	20020507	CENTER 20' -LOWER SUSP BRKT
7	20030016	Tongue
8	20030017	CLEVIS
9	20030109	AXLE EXTENDABLE 85
10	20030126	LOWER LADDER BRACE 65/95
11	20030150	2065/75 Axle Arm
12	20030151	LIFT ARM 65/75
13	20030152	LADDER ARM 65/75
14	20030153	LOWER LIFT ARM BRACE 65/75
15	20030154	UPPER LIFT ARM BRACE 65/75
16	20030155	LADDER CROSS TUBE 65/75
17	20030157	TRANSPORT BRACE 65/75
18	20030500	AXLE EXTENSION (WITH 6 LUGS)
19	24020504	SPOUT - 24" BELT
20	24020501	2400 Hopper
21	24030046	24 SERIES HITCH
22	24042090	S-DR TO HOPPER GUARD
23	24042093	Spout Cover Guard
24	24042094	GUARD -ABOVE S-DRIVE
25	24042099	WEATHER GUARD UPPER TRANSITION
26	24042201	24-WEATHER GUARD 5' - 61-1/2"
27	24042202	24-WEATHER GUARD 5' FLR - 61-1/2"
28	24042301	24-WEATHER GUARD 10' - 121-1/2"
29	24070009	HOPPER/SPOUT ROLLER LAGGED
30	240100811	WG ROLLER MOUNT KIT W/ROLLERS
31	P0113007	CARRIAGE BOLT 5/8"X2"PLATED
32	P0113013	CARRIAGE BOLT 7/16"X1" PLATED
33	P0118004	BOLT 1" X 3" GR8 PLATED
34	P0118008	BOLT 1" X 5" GR8 PLATED
35	P0118131	BOLT 1/4" X 1" GR8 PLATED
36	P0118033	BOLT 1/4" X 3/4" GR8 PLATED
37	P0118101	BOLT 1-1/4"X4-1/2" GR8 PLATED
38	P0115303	CAPSCREW 3/8X1-1/4FLT HD SOCKET PTD
39	P0118013	BOLT 1/2"X1 1/2" GR.8 PLATED
40	P0118077	BOLT 7/16"X1-1/2" GRADE 8 PLATED
41	P0131016	NUT 1/4" PLATED GRADE 8
42	P0134026	LOCKNUT-NYLON-3/8" GRADE 8
43	P0134007	LOCKNUT-NYLON-7/16"
44	P0134008	LOCKNUT-NYLON-1/2"
45	P01340101	LOCKNUT-NYLON-5/8" GRADE 8
46	P0134029	LOCKNUT-NYLON-3/4" GRADE 8



2465-24506511

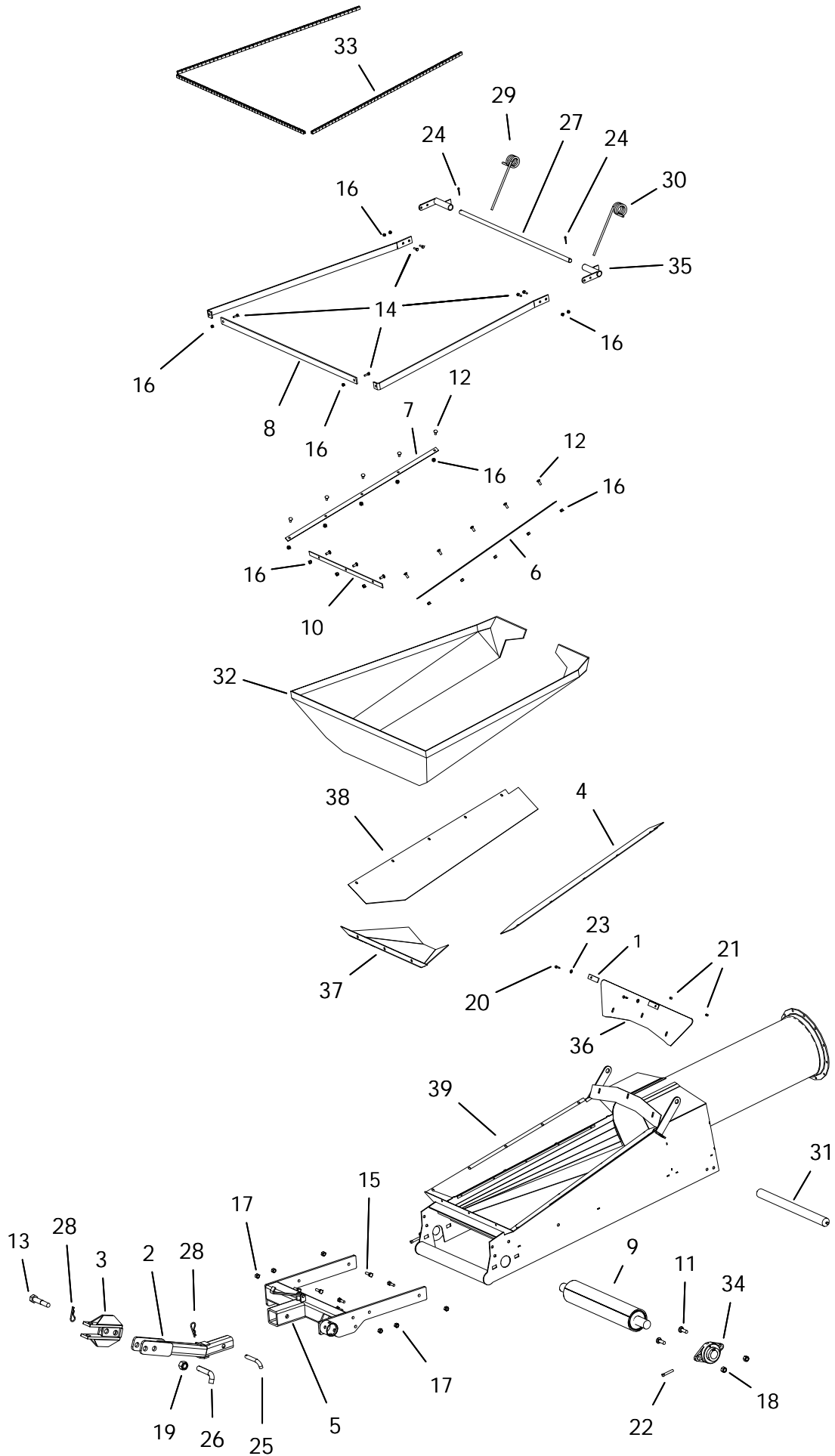
ITEM	PART NO.	DESCRIPTION
47	P0134030	LOCKNUT-NYLON-1" GRADE 8
48	P0134031	LOCKNUT-NYLON-1-1/4" GRADE 8
49	P0141003	TEK SCREW 1/4"X1-1/2" HEX WASHER
50	P0145002	SET SCREW-7/16"X2-1/2"SQ.HD.
51	P0151006	FLAT WASHER 1/4"PLATED USS
52	P0151031	FLAT WASHER 1"PLATED USS
53	P0152004	LOCK WASHER 1/4"PLATED
54	P0162002	Pin Hitch 3/4 x 3 1/2
55	P0162003	HITCH PIN 1" X 3-1/2" PLATED
56	P0162009	HITCH PIN 3/8 X 4-5/16
57	P0163001	HAIR PIN 3/16" X 3-1/4"
58	P0163011	HAIR PIN 5/32X2-15/16 (66326)
59	P0183012	U-BOLT 3-1/2" X 3-1/2" X 3/4"PTD
60	P0183016	U-BOLT 8"X3-1/2" (1") PTD
61	P0183021	3/8" EYE BOLT ASM
62	P0616301	TIRE ASSEMBLY-16" X 6" X 6BOLT
63	P0712109	CABLE CLAMP-3/8"
64	P0814030	HYD CYL-4X30
65	P1010002	BI-MOUNT PLATE CAST
66	P1011008	JACK-15000LB
67	P1021011	ROLLER HEX 25"
68	P1212402	HOOD-ROUND 24 SERIES
69	P1711006	FLANGE UNIT-1-15/16"-PREMIUM
70	20010105	HIGH CABLE BRIDGE
71	P2227989	MANUAL HOLDER AND LID
72	24570651	2465 141' 2"
73	P0711105	CABLE 3/8"



S-DRIVE (24590020)

ITEM	PART NO.	DESCRIPTION
1	15062010	PINCH PIPE
2	20042070	S-DRIVE TAKEUP GUARD
3	20060501	S-DRIVE TAKEUP BRACKET
4	20060502	DRIVE ROLLER COVER LH
5	20060504	PRETENSIONER
6	20060507	Pinch Tighener Plate
7	20060514	DRIVE ROLLER COVER RH
8	24040001	S-DRIVE BOTTOM GUARD
9	24060500	24 SERIES S-DRIVE
10	24070005	ROLLER 10-1/2" W/1-15/16 SHAFT
11	24070508	PINCH SD TAKE-UP ROLLER
12	24070509	S-DRIVE PINCH ROLLER
13	P0113000	SPRING TENSION BOLT
14	P0113004	CARRIAGE BOLT 1/2"X1-1/2"PLATED
15	P0113007	CARRIAGE BOLT 5/8"X2"PLATED
16	P0118033	BOLT 1/4" X 3/4" GR8 PLATED
17	P0118046	BOLT 3/8" X 1" GR8 PLATED
18	P0131016	NUT 1/4" PLATED GRADE 8
19	P0131019	NUT 3/4" PLATED GRADE 8
20	P0131021	NUT 1" PLATED GRADE 8
21	P0134026	LOCKNUT-NYLON-3/8" GRADE 8
22	P0134008	LOCKNUT-NYLON-1/2"
23	P01340101	LOCKNUT-NYLON-5/8" GRADE 8
24	P0151006	FLAT WASHER 1/4"PLATED USS
25	P0151031	FLAT WASHER 1"PLATED USS
26	P0152004	LOCK WASHER 1/4"PLATED
27	P0511008	SPRING-LD-1300 SERIES
28	P0511010	SPRING-COMP-1.46"X16.5" (1.05"DIA)
29	P0820129	BUSHING BRASS FLANGED
30	P1210103	PINCH SLIDE PLATE (POLY)
31	P1711005	FLANGE UNIT-1-1/4"-PREMIUM
32	P1711006	FLANGE UNIT-1-15/16"-PREMIUM
33	P1721004	TAKE-UP UNIT-1-1/2"-PREMIUM
34	P2520006	20 S-DRIVE TIGHTENER BOLT
35	P20324001	S-DRIVE RETURN ROLLER
36	P0351010	MACHINERY BUSHING 7/8" MEDIUM (NOT SHOWN)

HOPPER (2455580X)

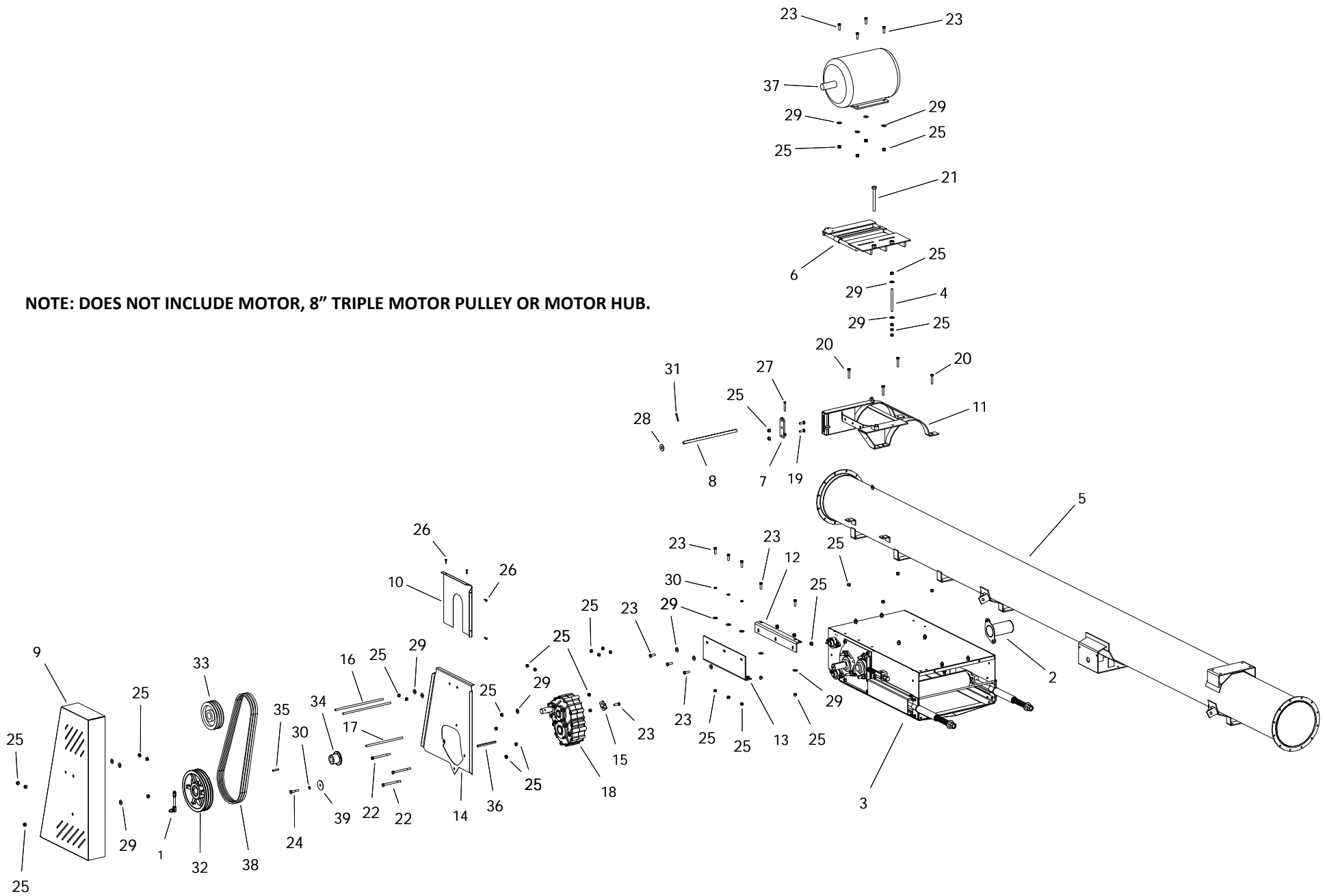


HOPPER (2455580X)

ITEM	PART NO.	DESCRIPTION
1	13052005	Lower Cloth Frame (back) (1300 new)
2	20030016	Tongue
3	20030017	CLEVIS
4	P19249003	24" HOPPER SIDE FLASING LEFT
5	24030046	24 SERIES HITCH
6	24052002	LOWER CLOTH FRAME SIDE
7	24052002	LOWER CLOTH FRAME SIDE
8	24052004	UPPER CLOTH FRAME STD (3PC)
9	24070009	HOPPER/SPOUT ROLLER LAGGED
10	24502003	LOWER CLOTH FRAME FRONT
11	P0113007	CARRIAGE BOLT 5/8"X2"PLATED
12	P0116001	ELEVATOR BOLT 1/4"X1-1/4"
13	P0118008	BOLT 1" X 5" GR8 PLATED
14	P0118046	BOLT 3/8" X 1" GR8 PLATED
15	P0118013	BOLT 1/2"X1 1/2" GR.8 PLATED
16	P0131016	NUT 1/4" PLATED GRADE 8
17	P0134008	LOCKNUT-NYLON-1/2"
18	P01340101	LOCKNUT-NYLON-5/8" GRADE 8
19	P0134030	LOCKNUT-NYLON-1" GRADE 8
20	P0141002	TEK SCREW 1/4"X1"
21	P0145001	VINYL SCREW CAP
22	P0145002	SET SCREW-7/16"X2-1/2"SQ.HD.
23	P0151006	FLAT WASHER 1/4"PLATED USS
24	P0161003	COTTER PIN 3/16"X1-1/2"PLATED
25	P0162002	Pin Hitch 3/4 x 3 1/2
26	P0162003	HITCH PIN 1" X 3-1/2" PLATED
27	P0162008	HOPPER PIVOT SHAFT-20/24 (rev1)
28	P0163001	HAIR PIN 3/16" X 3-1/4"
29	P0521005	HOPPER SPRING-R-.437
30	P0521006	HOPPER SPRING-L-.437
31	P1021011	ROLLER HEX 25"
32	P1621019	HOPPER CANVAS-24 CONV
33	P1641015	TRIM LOCK
34	P1711006	FLANGE UNIT-1-15/16"-PREMIUM
35	P2515017	PIVOT SHAFT BRACKET
36	P11240047	24 HOPPER SHIELD WIDE
37	P19249001	24" HOPPER FRONT FLASHING
38	P19249002	24" HOPPER SIDE FLASING RIGHT
39	24020501	2400 Hopper

24 ELECTRIC GEARBOX DRIVE KIT - 205 (24593000)

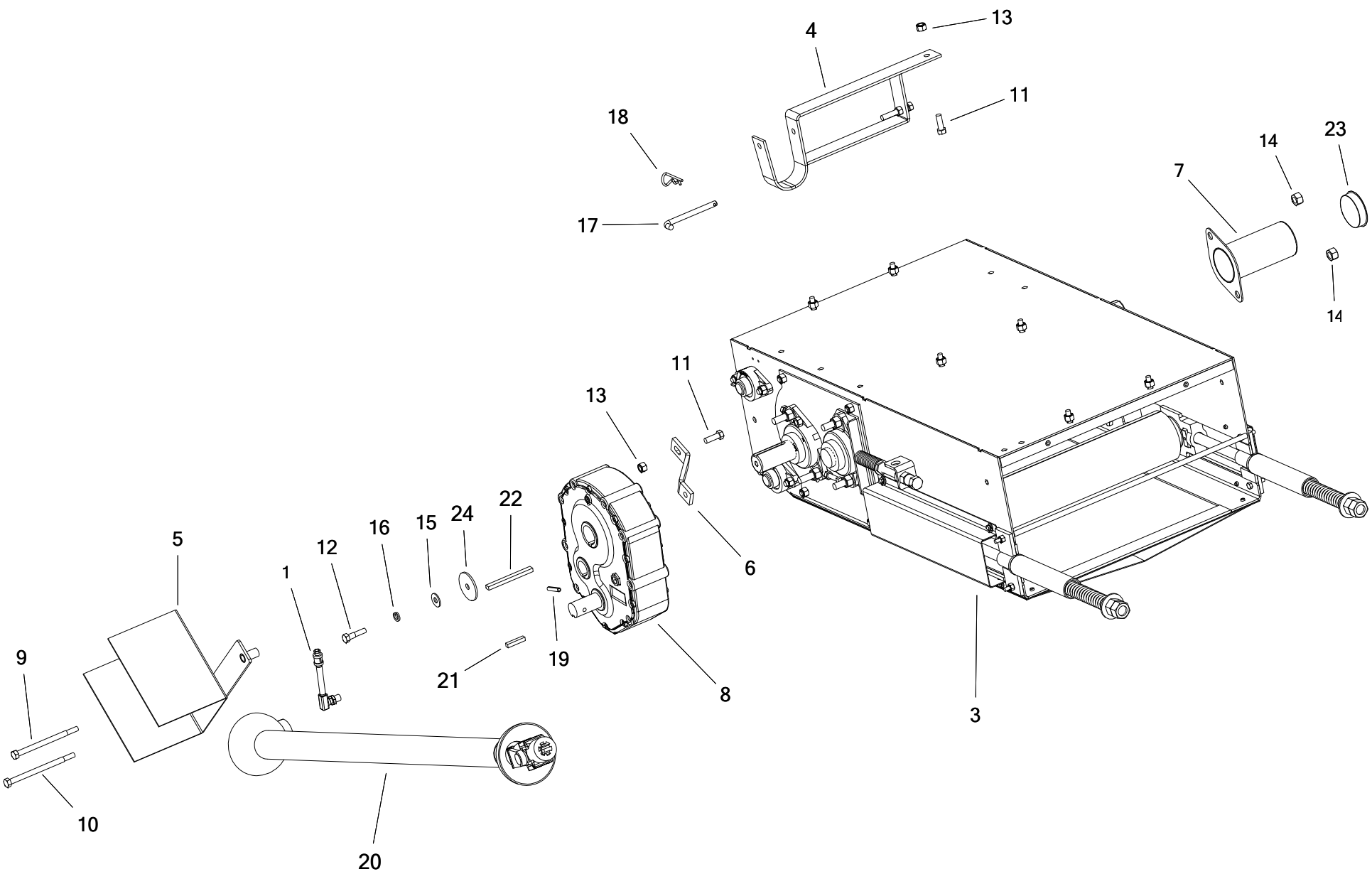
NOTE: DOES NOT INCLUDE MOTOR, 8" TRIPLE MOTOR PULLEY OR MOTOR HUB.



24 ELECTRIC GEARBOX DRIVE KIT - 205 (24593000)

ITEM	PART NO.	DESCRIPTION
1	01010001	BREATHER -M590 GB
2	2400035X	SHAFT GUARD FL-210 ASSY KIT
3	24590020	S-DRIVE ASM W/PINCH
4	13102055	TAB ADJUSTER ROD-1/2" X 7"
5	20020507	CENTER 20' -LOWER SUSP BRKT
6	20060027	ELECTRIC MOTOR MOUNT PLATE
7	20060040	ELECTRIC MOUNT ADJUSTER
8	20060055	ELECTRIC MOTOR MOUNT PIN-HD
9	24040012	24 ELEC PULLEY GUARD
10	24040013	24 ELEC PULLEY GUARD BACK
11	24060005	24 ELECTRIC OFFSET MOTOR CLAMP
12	24061016	24 ELEC OFFSET CLAMP SUPPORT TOP
13	24061017	24 ELEC OFFSET CLAMP SUPPORT BOTTOM
14	24061018	24 ELECTRIC BACK PLATE PINCH
15	24062178	24 ELEC GEARBOX STABILIZER
16	24062180	ADJUSTER ROD 1/2" X 17"
17	24062181	ADJUSTER ROD 1/2" X 13"
18	24591001	GBOX 6:1 CW/CW 1-15/16 W/OIL
19	P0113004	CARRIAGE BOLT 1/2"X1-1/2"PLATED
20	P0114005	TAP BOLT 1/2 X 2-1/2 GR.8 PLATED
21	P0114007	TAP BOLT 3/4 X 7 PLATED
22	P0118023	BOLT 1/2" X 6" GR8 PLATED
23	P0118013	BOLT 1/2"X1 1/2" GR.8 PLATED
24	P0118017	BOLT 1/2"X2-1/2"GRADE 8 PLATED
25	P0134008	LOCKNUT-NYLON-1/2"
26	P0141002	TEK SCREW 1/4"X1"
27	P0145002	SET SCREW-7/16"X2-1/2"SQ.HD.
28	P0151015	FLAT WASHER 3/4"PLATED USS
29	P0151029	FLAT WASHER 1/2"PLATED USS
30	P0152008	LOCK WASHER 1/2"PLATED
31	P0161001	Cotter Pin 1/4 x 2
32	P0328095	PULLEY-TRIPLE 3B124SK
33	P0328095	PULLEY-TRIPLE 3B124SK
34	P0341924	HUB SK 1-1/2
35	P0391002	KEY 3/8" X 2" LONG
36	P0391006	KEY 3/8 X 1/2 X 6-1/2 LONG
37	P0931005	MOTOR 10HP 3PH 230/460V 1740RPM
38	P03210388	BELT 3RB88 BANDED
39	P11130185	AXLE END CAP

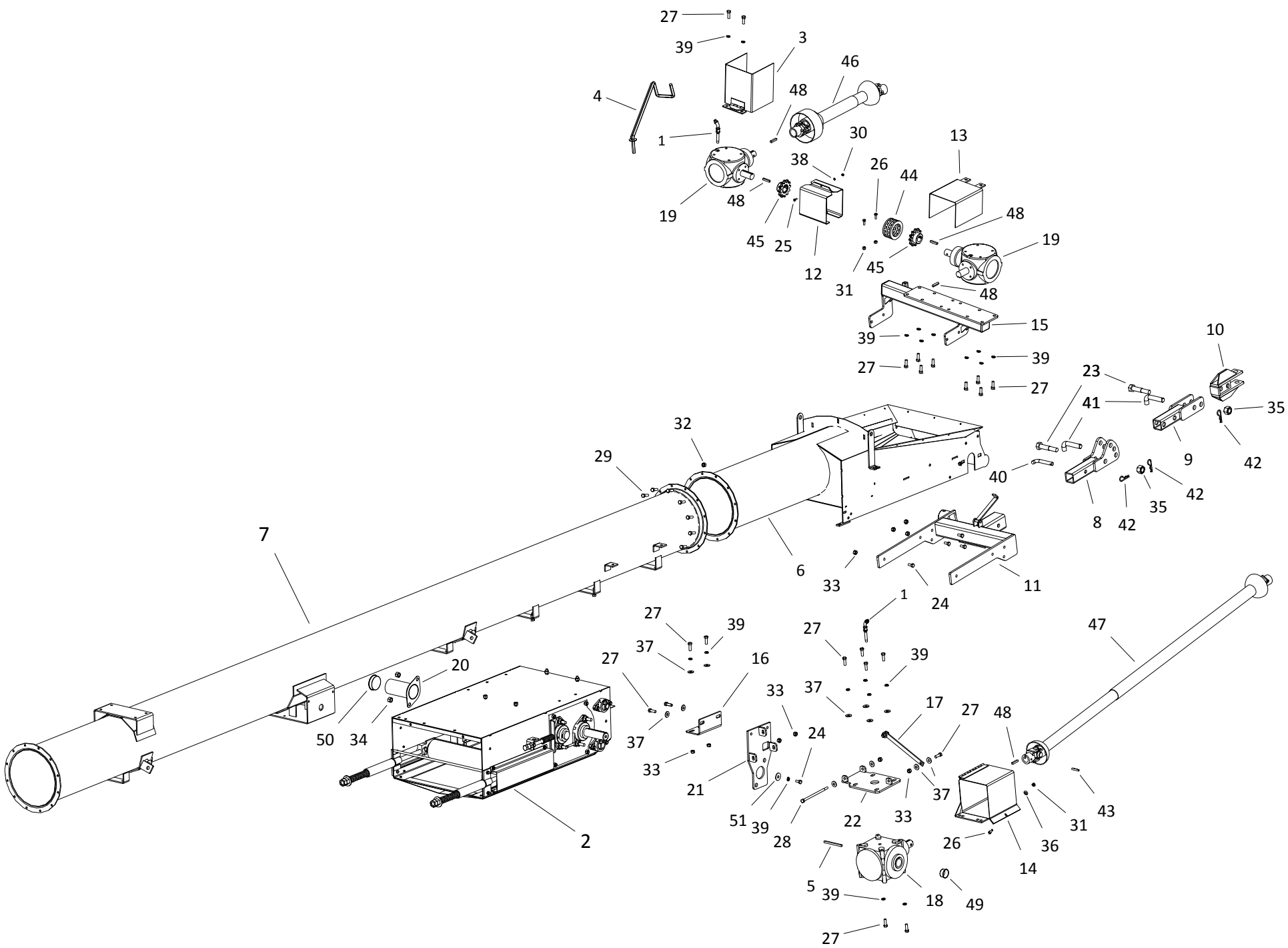
24 SIDE PTO GEARBX DRIVE KIT -W_ PINCH (24592200)



24 SIDE PTO GEARBOX DRIVE KIT -W_PINCH (24592200)

ITEM	PART NO.	DESCRIPTION
1	01010001	BREATHER -M590 GB
3	24590020	S-DRIVE ASM W/PINCH
4	20040009	PTO CRADLE EXTENDED
5	20040017	PTO GUARD M590 MOUNT
6	20062178	GEARBOX STABILIZER
7	24041038	SHAFT GUARD(FL-210)
8	24591000	GEARBOX 2:1 CW/CW 1-15/16 M590A
9	P0118096	BOLT 1/2" X 7" GR8 PLATED
10	P0118097	BOLT 1/2" X 7-1/2" GR8 PLATED
11	P0118013	BOLT 1/2"X1 1/2" GR.8 PLATED
12	P0118016	BOLT 1/2" X 2" GR8 PLATED
13	P0134008	LOCKNUT-NYLON-1/2"
14	P01340101	LOCKNUT-NYLON-5/8" GRADE 8
15	P0151029	FLAT WASHER 1/2"PLATED USS
16	P0152008	LOCK WASHER 1/2"PLATED
17	P0162004	HITCH PIN 1/2" X 5" PLATED
18	P0163001	HAIR PIN 3/16" X 3-1/4"
19	P0167002	SPRING PIN 3/8" X 2"
20	P0381010	PTO SHAFT-1-1/2"X75" (HEAVY)
21	P0391002	KEY 3/8" X 2" LONG
22	P0391008	KEY 3/8"x1/2"x5-1/8"
23	P1210033	501 SHAFT GUARD PLUG
24	P11130185	AXLE END CAP

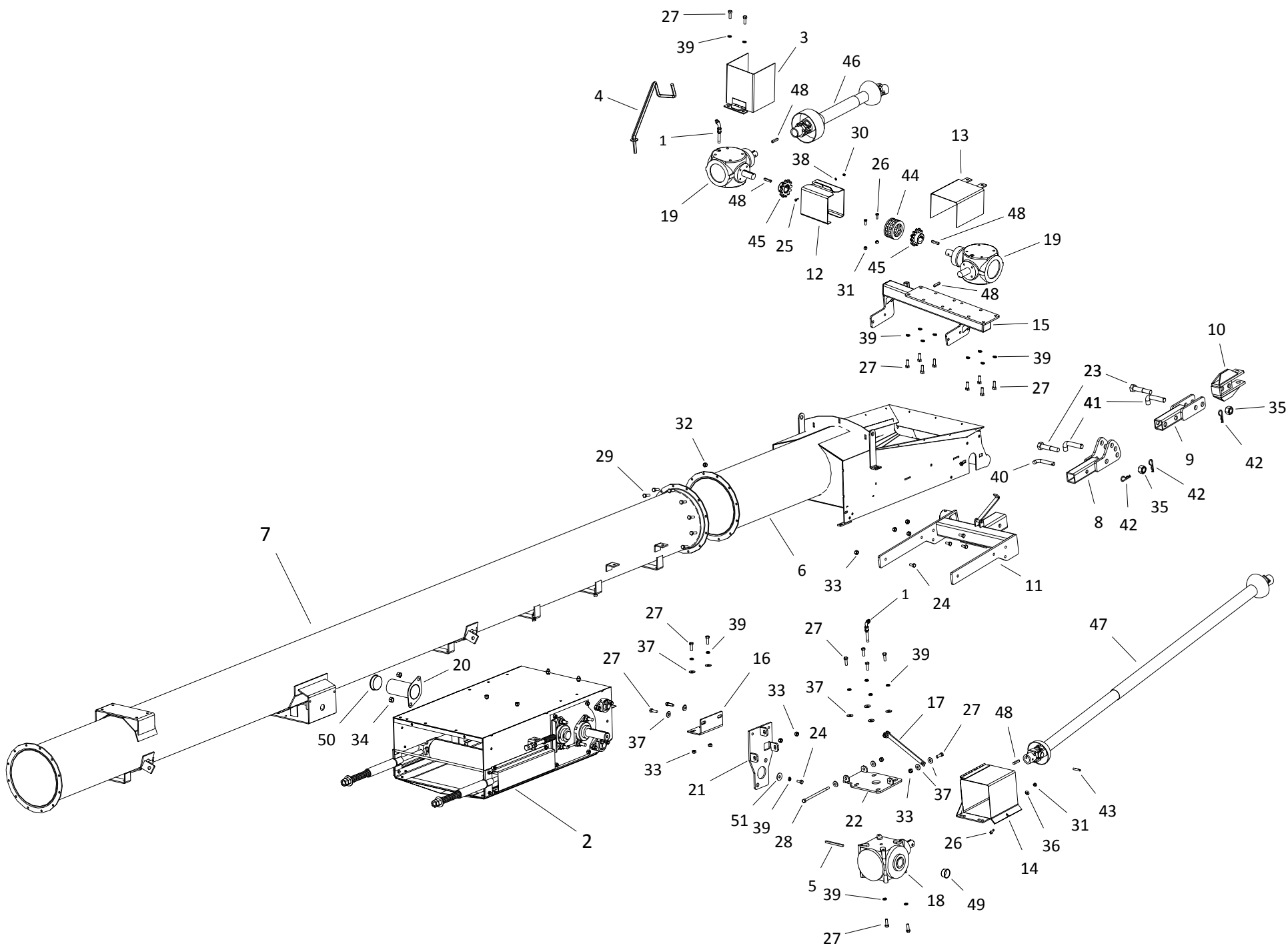
FRONT DRIVE PTO KIT 24-SERIES (24592230)



FRONT DRIVE PTO KIT 24-SERIES (24592230)

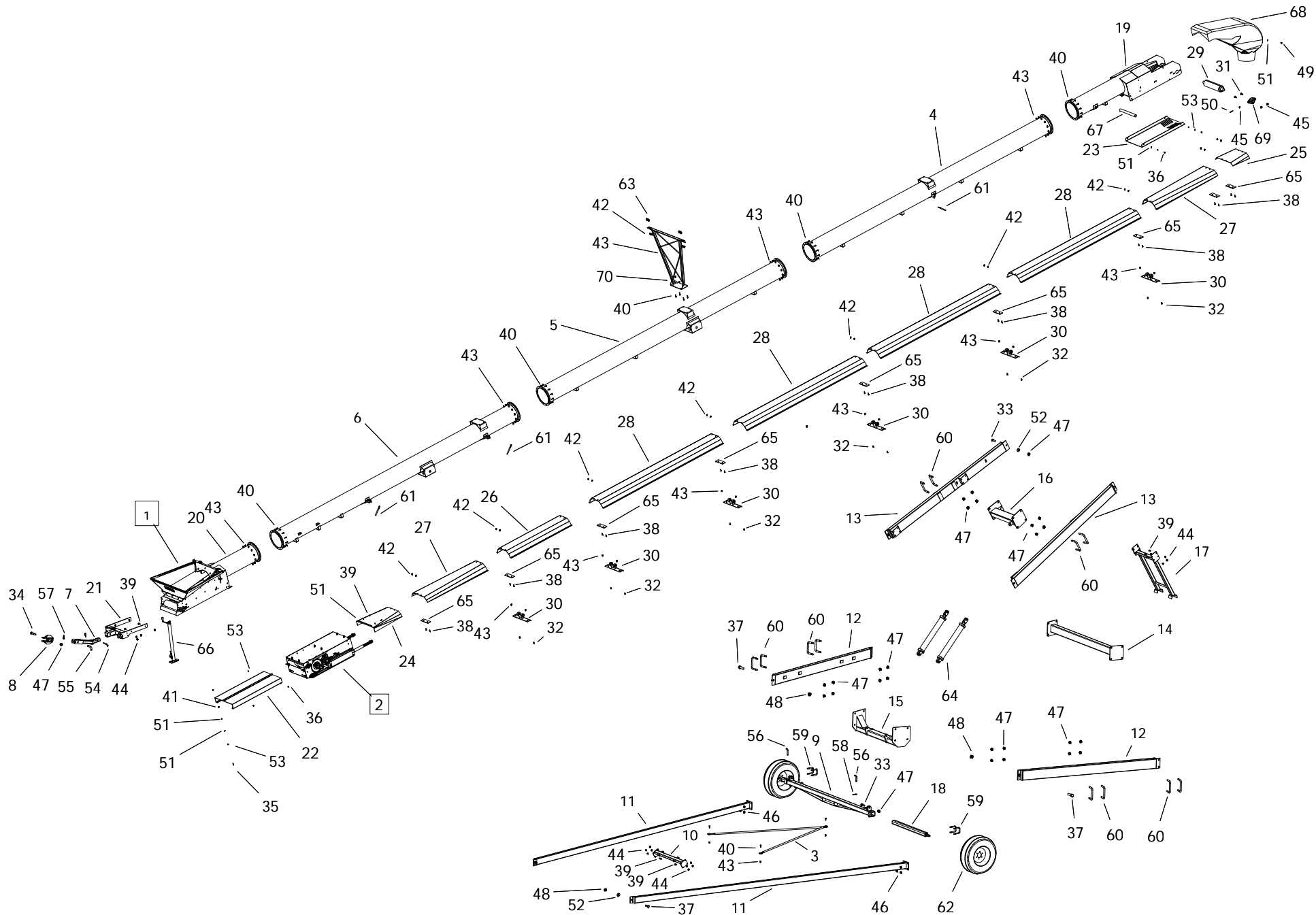
ITEM	PART NO.	DESCRIPTION
1	01010002	BREATHER -SWING AWAY
2	24590020	S-DRIVE ASM W/PINCH
3	13040011	PTO GUARD SWING
4	13090019	SWING PTO CRADLE
5	13202124	KEY 3/8" X 5.25" LONG
6	24020501	2400 Hopper
7	20020507	CENTER 20' -LOWER SUSP BRKT
8	20030004	20 SWING ADJUSTABLE TONGUE
9	20030005	20 ADJUSTABLE CLEVIS
10	20030017	CLEVIS
11	20030046	HITCH
12	20040004	SWING S-DRIVE COUPLING GUARD (HALF)
13	20040006	5190 GEARBOX GUARD
14	20040008	GUARD 6190GB FLIP-UP
15	24090067	GEARBOX MOUNT PLATFORM
16	20090071	GEARBOX MOUNT ANGLE BRKT
17	20092097	SWING 6190 GBOX SIDE MT (LINK ARM)
18	20591001	GBOX 90 1.85:1 1-15/16 6190 W/OIL
19	20591002	GBOX 90 1:1 CW/CW 1-1/2 5190 W/OIL
20	24041038	SHAFT GUARD(FL-210)
21	200900701	SWING 6190 GBOX SIDE MT (SD)
22	200900702	SWING 6190 GBOX SIDE MT (GBOX)
23	P0118008	BOLT 1" X 5" GR8 PLATED
24	P0118012	BOLT 1/2" X 1" GR8 PLATED
25	P0118033	BOLT 1/4" X 3/4" GR8 PLATED
26	P0118046	BOLT 3/8" X 1" GR8 PLATED
27	P0118013	BOLT 1/2"X1 1/2" GR.8 PLATED
28	P0118025	BOLT 1/2" X 9" GR8 PLATED
29	P0118077	BOLT 7/16"X1-1/2" GRADE 8 PLATED
30	P0134023	LOCKNUT-NYLON-1/4" GR8
31	P0134026	LOCKNUT-NYLON-3/8" GRADE 8
32	P0134007	LOCKNUT-NYLON-7/16"
33	P0134008	LOCKNUT-NYLON-1/2"
34	P01340101	LOCKNUT-NYLON-5/8" GRADE 8
35	P0134030	LOCKNUT-NYLON-1" GRADE 8
36	P0151009	FLAT WASHER 3/8"PLATED USS
37	P0151029	FLAT WASHER 1/2"PLATED USS
38	P0152004	LOCK WASHER 1/4"PLATED
39	P0152008	LOCK WASHER 1/2"PLATED
40	P0162002	Pin Hitch 3/4 x 3 1/2
41	P0162003	HITCH PIN 1" X 3-1/2" PLATED
42	P0163001	HAIR PIN 3/16" X 3-1/4"
43	P0167004	SPRING PIN 3/8"X3"
44	P0311003	CHAIN FOR DRIVE(80-2RX12+CL)
45	P0338122	SPROCKET-H80B12 X 1-1/2
46	P0381002	CV SHAFT-2000 SERIES

FRONT DRIVE PTO KIT 24-SERIES (24592230)



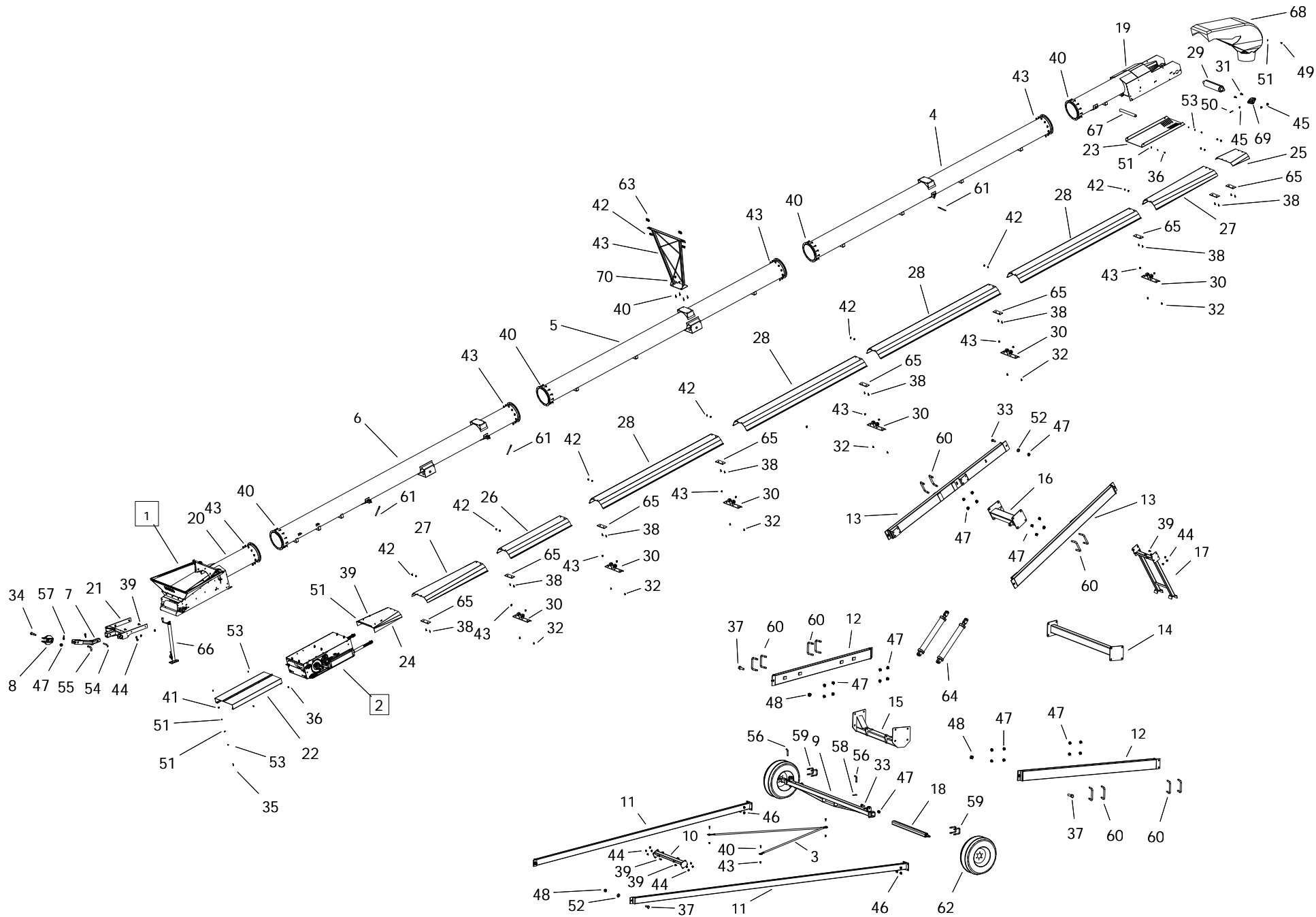
FRONT DRIVE PTO KIT 24-SERIES (24592230)

ITEM	PART NO.	DESCRIPTION
47	P0381028	PTO SHAFT-1-1/2" BOTH ENDS-105"-35
48	P0391002	KEY 3/8" X 2" LONG
49	P1210025	GEARBOX PLUG 2"
50	P1210033	501 SHAFT GUARD PLUG
51	P11240130	KEY RETAINER



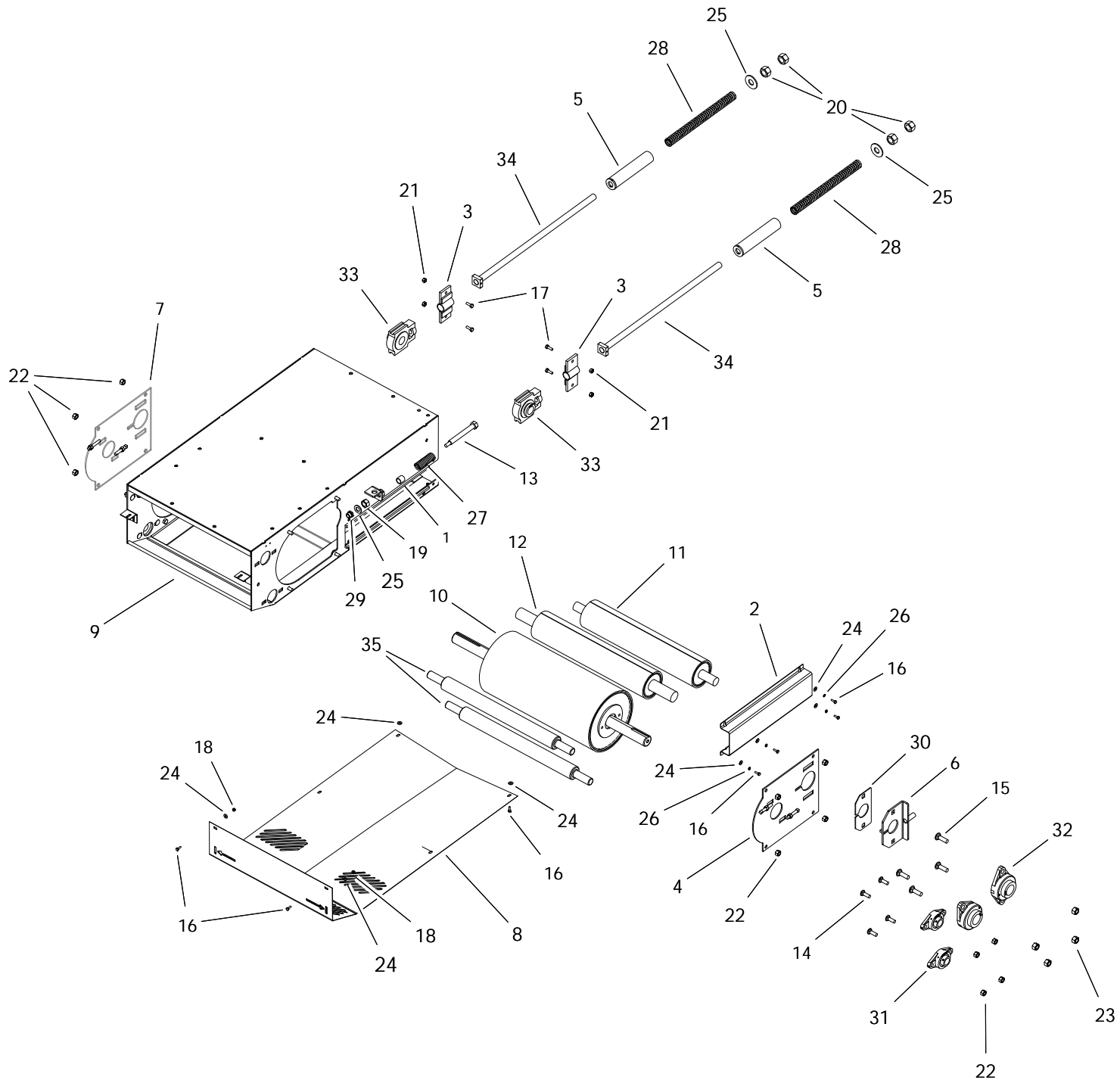
2475-24507511

ITEM	PART NO.	DESCRIPTION
1	2455580X	HOPPER -COLLAPSABLE
2	24590020	S-DRIVE ASM W/PINCH
3	15032030	CROSS BRACE
4	20020503	CENTER 20' -MID BRIDGE
5	20020506	CENTER 20' -UPPR SUSP BRKT (MID)
6	20020507	CENTER 20' -LOWER SUSP BRKT
7	20030016	Tongue
8	20030017	CLEVIS
9	20030109	AXLE EXTENDABLE 85
10	20030126	LOWER LADDER BRACE 65/95
11	20030150	2065/75 Axle Arm
12	20030151	LIFT ARM 65/75
13	20030152	LADDER ARM 65/75
14	20030153	LOWER LIFT ARM BRACE 65/75
15	20030154	UPPER LIFT ARM BRACE 65/75
16	20030155	LADDER CROSS TUBE 65/75
17	20030157	TRANSPORT BRACE 65/75
18	20030500	AXLE EXTENSION (WITH 6 LUGS)
19	24020504	SPOUT - 24" BELT
20	24020501	2400 Hopper
21	24030046	24 SERIES HITCH
22	24042090	S-DR TO HOPPER GUARD
23	24042093	Spout Cover Guard
24	24042094	GUARD -ABOVE S-DRIVE
25	24042099	WEATHER GUARD UPPER TRANSITION
26	24042201	24-WEATHER GUARD 5' - 61-1/2"
27	24042202	24-WEATHER GUARD 5' FLR - 61-1/2"
28	24042211	24-WEATHER GUARD 10' - 121-1/2"
29	24070009	HOPPER/SPOUT ROLLER LAGGED
30	240100811	WG ROLLER MOUNT KIT W/ROLLERS
31	P0113007	CARRIAGE BOLT 5/8"X2"PLATED
32	P0113013	CARRIAGE BOLT 7/16"X1" PLATED
33	P0118004	BOLT 1" X 3" GR8 PLATED
34	P0118008	BOLT 1" X 5" GR8 PLATED
35	P0118131	BOLT 1/4" X 1" GR8 PLATED
36	P0118033	BOLT 1/4" X 3/4" GR8 PLATED
37	P0118101	BOLT 1-1/4"X4-1/2" GR8 PLATED
38	P0115303	CAPSCREW 3/8X1-1/4FLT HD SOCKET PTD
39	P0118013	BOLT 1/2"X1 1/2" GR.8 PLATED
40	P0118077	BOLT 7/16"X1-1/2" GRADE 8 PLATED
41	P0131016	NUT 1/4" PLATED GRADE 8
42	P0134026	LOCKNUT-NYLON-3/8" GRADE 8
43	P0134007	LOCKNUT-NYLON-7/16"
44	P0134008	LOCKNUT-NYLON-1/2"
45	P01340101	LOCKNUT-NYLON-5/8" GRADE 8
46	P0134029	LOCKNUT-NYLON-3/4" GRADE 8



2475-24507511

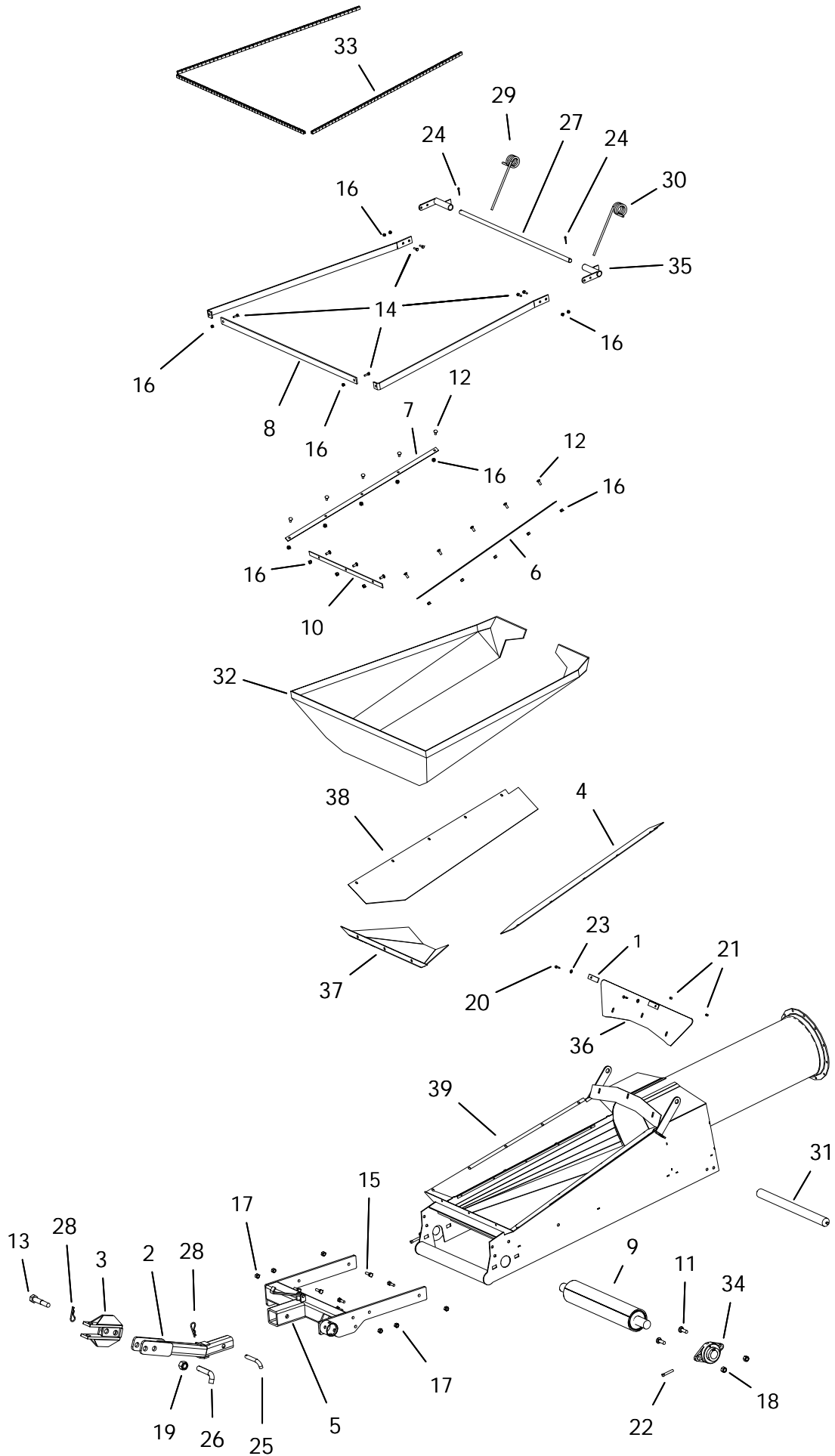
ITEM	PART NO.	DESCRIPTION
47	P0134030	LOCKNUT-NYLON-1" GRADE 8
48	P0134031	LOCKNUT-NYLON-1-1/4" GRADE 8
49	P0141003	TEK SCREW 1/4"X1-1/2" HEX WASHER
50	P0145002	SET SCREW-7/16"X2-1/2"SQ.HD.
51	P0151006	FLAT WASHER 1/4"PLATED USS
52	P0151031	FLAT WASHER 1"PLATED USS
53	P0152004	LOCK WASHER 1/4"PLATED
54	P0162002	Pin Hitch 3/4 x 3 1/2
55	P0162003	HITCH PIN 1" X 3-1/2" PLATED
56	P0162009	HITCH PIN 3/8 X 4-5/16
57	P0163001	HAIR PIN 3/16" X 3-1/4"
58	P0163011	HAIR PIN 5/32X2-15/16 (66326)
59	P0183012	U-BOLT 3-1/2" X 3-1/2" X 3/4"PTD
60	P0183016	U-BOLT 8"X3-1/2" (1") PTD
61	P0183021	3/8" EYE BOLT ASM
62	P0616301	TIRE ASSEMBLY-16" X 6" X 6BOLT
63	P0712109	CABLE CLAMP-3/8"
64	P0814030	HYD CYL-4X30
65	P1010002	BI-MOUNT PLATE CAST
66	P1011008	JACK-15000LB
67	P1021011	ROLLER HEX 25"
68	P1212402	HOOD-ROUND 24 SERIES
69	P1711006	FLANGE UNIT-1-15/16"-PREMIUM
70	20010105	HIGH CABLE BRIDGE
71	P0711110	CABLE-3/8" (78')
72	P0711105	CABLE 3/8"
73	P2227989	MANUAL HOLDER AND LID
74	24570751	2475 161' 2"



S-DRIVE (24590020)

ITEM	PART NO.	DESCRIPTION
1	15062010	PINCH PIPE
2	20042070	S-DRIVE TAKEUP GUARD
3	20060501	S-DRIVE TAKEUP BRACKET
4	20060502	DRIVE ROLLER COVER LH
5	20060504	PRETENSIONER
6	20060507	Pinch Tighener Plate
7	20060514	DRIVE ROLLER COVER RH
8	24040001	S-DRIVE BOTTOM GUARD
9	24060500	24 SERIES S-DRIVE
10	24070005	ROLLER 10-1/2" W/1-15/16 SHAFT
11	24070508	PINCH SD TAKE-UP ROLLER
12	24070509	S-DRIVE PINCH ROLLER
13	P0113000	SPRING TENSION BOLT
14	P0113004	CARRIAGE BOLT 1/2"X1-1/2"PLATED
15	P0113007	CARRIAGE BOLT 5/8"X2"PLATED
16	P0118033	BOLT 1/4" X 3/4" GR8 PLATED
17	P0118046	BOLT 3/8" X 1" GR8 PLATED
18	P0131016	NUT 1/4" PLATED GRADE 8
19	P0131019	NUT 3/4" PLATED GRADE 8
20	P0131021	NUT 1" PLATED GRADE 8
21	P0134026	LOCKNUT-NYLON-3/8" GRADE 8
22	P0134008	LOCKNUT-NYLON-1/2"
23	P01340101	LOCKNUT-NYLON-5/8" GRADE 8
24	P0151006	FLAT WASHER 1/4"PLATED USS
25	P0151031	FLAT WASHER 1"PLATED USS
26	P0152004	LOCK WASHER 1/4"PLATED
27	P0511008	SPRING-LD-1300 SERIES
28	P0511010	SPRING-COMP-1.46"X16.5" (1.05"DIA)
29	P0820129	BUSHING BRASS FLANGED
30	P1210103	PINCH SLIDE PLATE (POLY)
31	P1711005	FLANGE UNIT-1-1/4"-PREMIUM
32	P1711006	FLANGE UNIT-1-15/16"-PREMIUM
33	P1721004	TAKE-UP UNIT-1-1/2"-PREMIUM
34	P2520006	20 S-DRIVE TIGHTENER BOLT
35	P20324001	S-DRIVE RETURN ROLLER
36	P0351010	MACHINERY BUSHING 7/8" MEDIUM (NOT SHOWN)

HOPPER (2455580X)



HOPPER (2455580X)

ITEM	PART NO.	DESCRIPTION
1	13052005	Lower Cloth Frame (back) (1300 new)
2	20030016	Tongue
3	20030017	CLEVIS
4	P19249003	24" HOPPER SIDE FLASING LEFT
5	24030046	24 SERIES HITCH
6	24052002	LOWER CLOTH FRAME SIDE
7	24052002	LOWER CLOTH FRAME SIDE
8	24052004	UPPER CLOTH FRAME STD (3PC)
9	24070009	HOPPER/SPOUT ROLLER LAGGED
10	24502003	LOWER CLOTH FRAME FRONT
11	P0113007	CARRIAGE BOLT 5/8"X2"PLATED
12	P0116001	ELEVATOR BOLT 1/4"X1-1/4"
13	P0118008	BOLT 1" X 5" GR8 PLATED
14	P0118046	BOLT 3/8" X 1" GR8 PLATED
15	P0118013	BOLT 1/2"X1 1/2" GR.8 PLATED
16	P0131016	NUT 1/4" PLATED GRADE 8
17	P0134008	LOCKNUT-NYLON-1/2"
18	P01340101	LOCKNUT-NYLON-5/8" GRADE 8
19	P0134030	LOCKNUT-NYLON-1" GRADE 8
20	P0141002	TEK SCREW 1/4"X1"
21	P0145001	VINYL SCREW CAP
22	P0145002	SET SCREW-7/16"X2-1/2"SQ.HD.
23	P0151006	FLAT WASHER 1/4"PLATED USS
24	P0161003	COTTER PIN 3/16"X1-1/2"PLATED
25	P0162002	Pin Hitch 3/4 x 3 1/2
26	P0162003	HITCH PIN 1" X 3-1/2" PLATED
27	P0162008	HOPPER PIVOT SHAFT-20/24 (rev1)
28	P0163001	HAIR PIN 3/16" X 3-1/4"
29	P0521005	HOPPER SPRING-R-.437
30	P0521006	HOPPER SPRING-L-.437
31	P1021011	ROLLER HEX 25"
32	P1621019	HOPPER CANVAS-24 CONV
33	P1641015	TRIM LOCK
34	P1711006	FLANGE UNIT-1-15/16"-PREMIUM
35	P2515017	PIVOT SHAFT BRACKET
36	P11240047	24 HOPPER SHIELD WIDE
37	P19249001	24" HOPPER FRONT FLASHING
38	P19249002	24" HOPPER SIDE FLASING RIGHT
39	24020501	2400 Hopper

This exploded view diagram illustrates the assembly of a mechanical device. The components are numbered as follows:

- 23**: Small pins or fasteners at the top.
- 37**: A cylindrical component with a central shaft.
- 29**: Small circular washers or spacers.
- 25**: Small circular washers or spacers.
- 21**: A long vertical pin or screw.
- 6**: A rectangular plate or bracket.
- 4**: A small vertical pin or screw.
- 20**: Small pins or fasteners.
- 27**: Small pins or fasteners.
- 7**: Small pins or fasteners.
- 19**: Small pins or fasteners.
- 11**: A complex bracket or frame component.
- 5**: A long horizontal shaft or rod.
- 12**: Small pins or fasteners.
- 2**: A small cylindrical component.
- 13**: Small pins or fasteners.

The diagram shows the hierarchical assembly of these parts, from individual components to the final assembled unit.

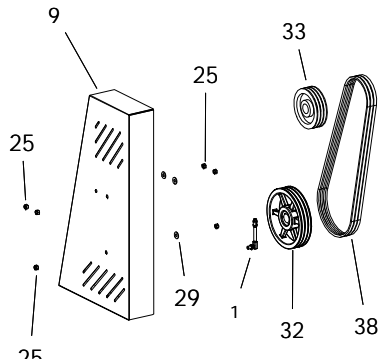
UB.

Diagram illustrating the exploded view of a mechanical assembly, showing various components and their assembly sequence. The components are labeled with numbers 1 through 31, and the assembly is identified by the label UB.

Key components and labels include:

- 1**: Main cylindrical body.
- 2**: Flange or end cap.
- 3**: Internal component, possibly a pump or motor.
- 4**: Vertical rod or pin.
- 5**: Long horizontal shaft or rod.
- 6**: Small rectangular plate or bracket.
- 7**: Small pin or screw.
- 8**: Thin horizontal plate or rod.
- 9**: Small pin or screw.
- 10**: Small pin or screw.
- 11**: Curved bracket or support.
- 12**: Small pin or screw.
- 13**: Small pin or screw.
- 14**: Small pin or screw.
- 15**: Small pin or screw.
- 16**: Small pin or screw.
- 17**: Small pin or screw.
- 18**: Small pin or screw.
- 19**: Small pin or screw.
- 20**: Small pin or screw.
- 21**: Small pin or screw.
- 22**: Small pin or screw.
- 23**: Small pin or screw.
- 24**: Small pin or screw.
- 25**: Small pin or screw.
- 26**: Small pin or screw.
- 27**: Small pin or screw.
- 28**: Small pin or screw.
- 29**: Small pin or screw.
- 30**: Small pin or screw.
- 31**: Small pin or screw.

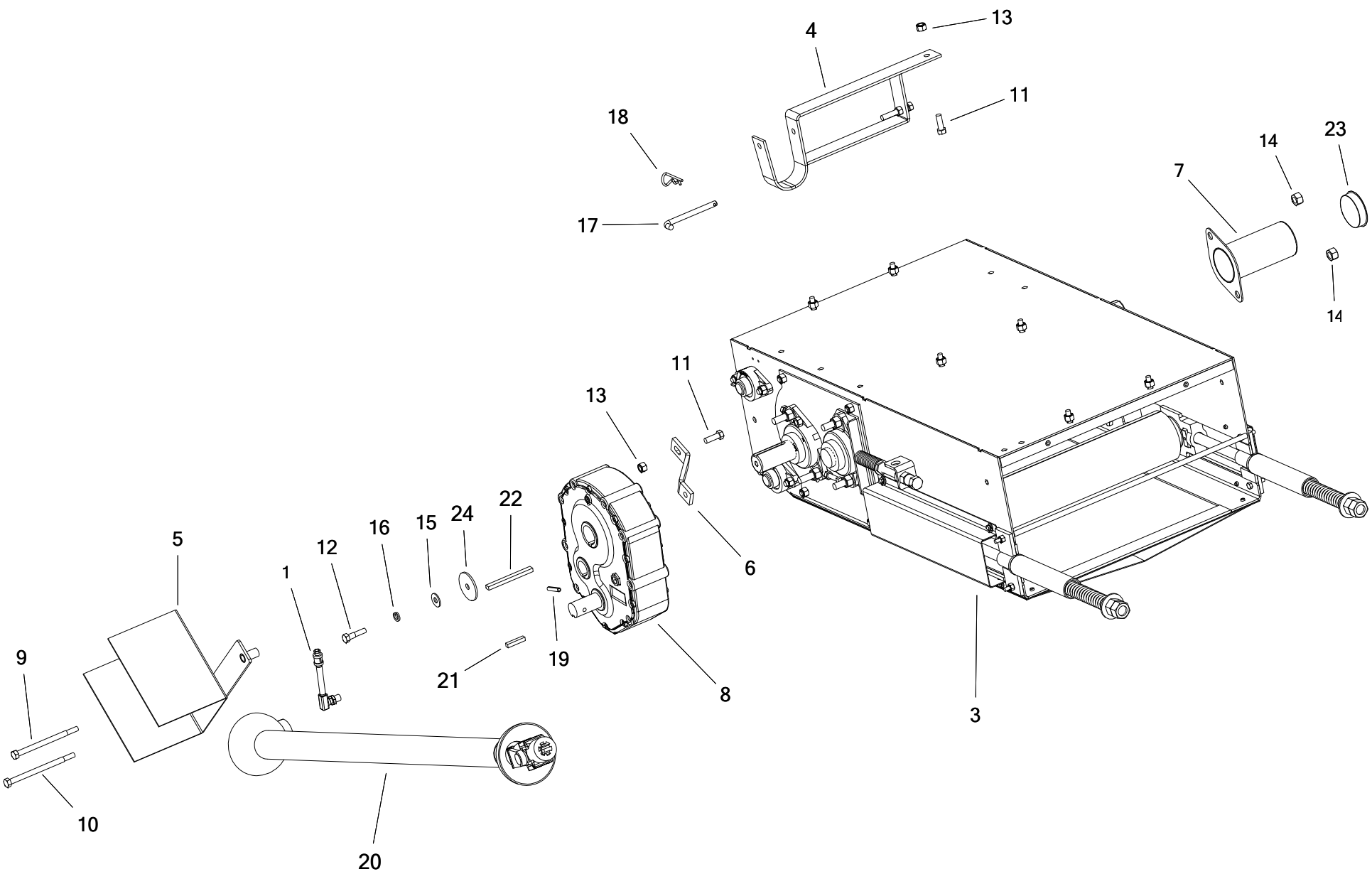
The diagram shows the assembly of the main body (1) with the flange (2) and internal components (3). The long shaft (5) is shown passing through the assembly, with various brackets (6, 11) and pins (4, 20, 21) used to secure the components. The exploded view indicates the relative positions and assembly order of the parts.



24 ELECTRIC GEARBOX DRIVE KIT - 205 (24593000)

ITEM	PART NO.	DESCRIPTION
1	01010001	BREATHER -M590 GB
2	2400035X	SHAFT GUARD FL-210 ASSY KIT
3	24590020	S-DRIVE ASM W/PINCH
4	13102055	TAB ADJUSTER ROD-1/2" X 7"
5	20020507	CENTER 20' -LOWER SUSP BRKT
6	20060027	ELECTRIC MOTOR MOUNT PLATE
7	20060040	ELECTRIC MOUNT ADJUSTER
8	20060055	ELECTRIC MOTOR MOUNT PIN-HD
9	24040012	24 ELEC PULLEY GUARD
10	24040013	24 ELEC PULLEY GUARD BACK
11	24060005	24 ELECTRIC OFFSET MOTOR CLAMP
12	24061016	24 ELEC OFFSET CLAMP SUPPORT TOP
13	24061017	24 ELEC OFFSET CLAMP SUPPORT BOTTOM
14	24061018	24 ELECTRIC BACK PLATE PINCH
15	24062178	24 ELEC GEARBOX STABILIZER
16	24062180	ADJUSTER ROD 1/2" X 17"
17	24062181	ADJUSTER ROD 1/2" X 13"
18	24591001	GBOX 6:1 CW/CW 1-15/16 W/OIL
19	P0113004	CARRIAGE BOLT 1/2"X1-1/2"PLATED
20	P0114005	TAP BOLT 1/2 X 2-1/2 GR.8 PLATED
21	P0114007	TAP BOLT 3/4 X 7 PLATED
22	P0118023	BOLT 1/2" X 6" GR8 PLATED
23	P0118013	BOLT 1/2"X1 1/2" GR.8 PLATED
24	P0118017	BOLT 1/2"X2-1/2"GRADE 8 PLATED
25	P0134008	LOCKNUT-NYLON-1/2"
26	P0141002	TEK SCREW 1/4"X1"
27	P0145002	SET SCREW-7/16"X2-1/2"SQ.HD.
28	P0151015	FLAT WASHER 3/4"PLATED USS
29	P0151029	FLAT WASHER 1/2"PLATED USS
30	P0152008	LOCK WASHER 1/2"PLATED
31	P0161001	Cotter Pin 1/4 x 2
32	P0328095	PULLEY-TRIPLE 3B124SK
33	P0328095	PULLEY-TRIPLE 3B124SK
34	P0341924	HUB SK 1-1/2
35	P0391002	KEY 3/8" X 2" LONG
36	P0391006	KEY 3/8 X 1/2 X 6-1/2 LONG
37	P0931005	MOTOR 10HP 3PH 230/460V 1740RPM
38	P03210388	BELT 3RB88 BANDED
39	P11130185	AXLE END CAP

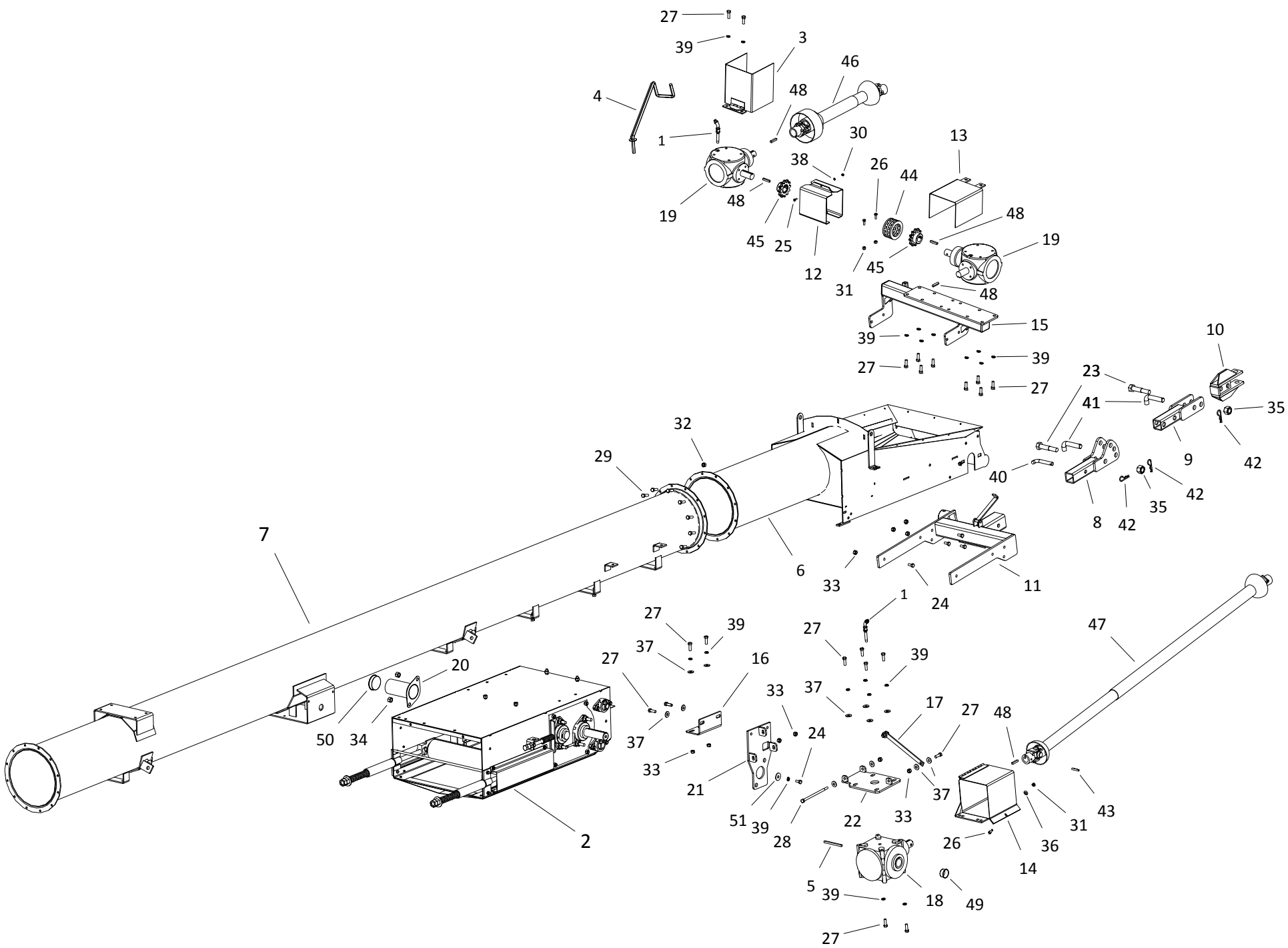
24 SIDE PTO GEARBX DRIVE KIT -W_ PINCH (24592200)



24 SIDE PTO GEARBOX DRIVE KIT -W_PINCH (24592200)

ITEM	PART NO.	DESCRIPTION
1	01010001	BREATHER -M590 GB
3	24590020	S-DRIVE ASM W/PINCH
4	20040009	PTO CRADLE EXTENDED
5	20040017	PTO GUARD M590 MOUNT
6	20062178	GEARBOX STABILIZER
7	24041038	SHAFT GUARD(FL-210)
8	24591000	GEARBOX 2:1 CW/CW 1-15/16 M590A
9	P0118096	BOLT 1/2" X 7" GR8 PLATED
10	P0118097	BOLT 1/2" X 7-1/2" GR8 PLATED
11	P0118013	BOLT 1/2"X1 1/2" GR.8 PLATED
12	P0118016	BOLT 1/2" X 2" GR8 PLATED
13	P0134008	LOCKNUT-NYLON-1/2"
14	P01340101	LOCKNUT-NYLON-5/8" GRADE 8
15	P0151029	FLAT WASHER 1/2"PLATED USS
16	P0152008	LOCK WASHER 1/2"PLATED
17	P0162004	HITCH PIN 1/2" X 5" PLATED
18	P0163001	HAIR PIN 3/16" X 3-1/4"
19	P0167002	SPRING PIN 3/8" X 2"
20	P0381010	PTO SHAFT-1-1/2"X75" (HEAVY)
21	P0391002	KEY 3/8" X 2" LONG
22	P0391008	KEY 3/8"x1/2"x5-1/8"
23	P1210033	501 SHAFT GUARD PLUG
24	P11130185	AXLE END CAP

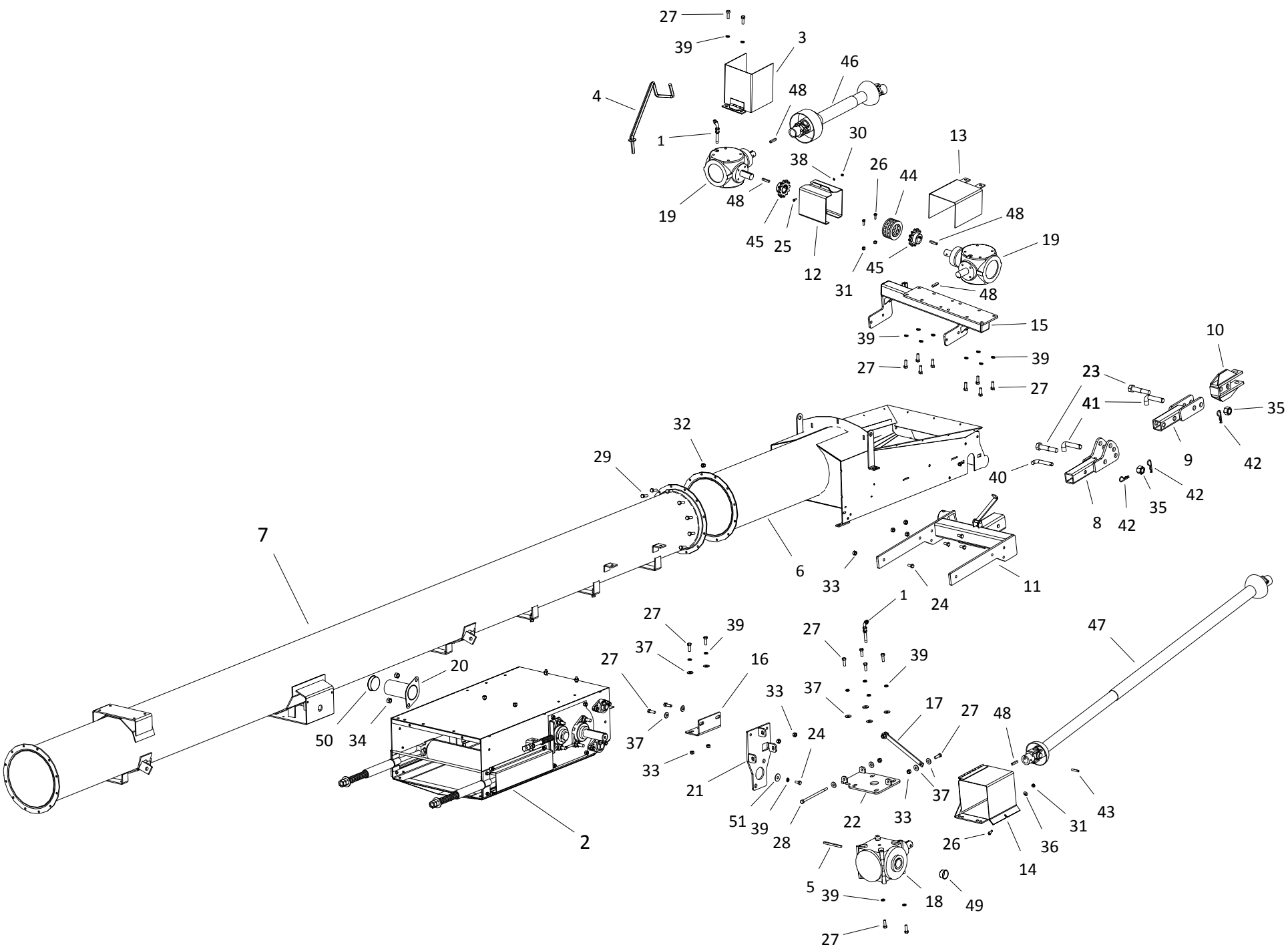
FRONT DRIVE PTO KIT 24-SERIES (24592230)



FRONT DRIVE PTO KIT 24-SERIES (24592230)

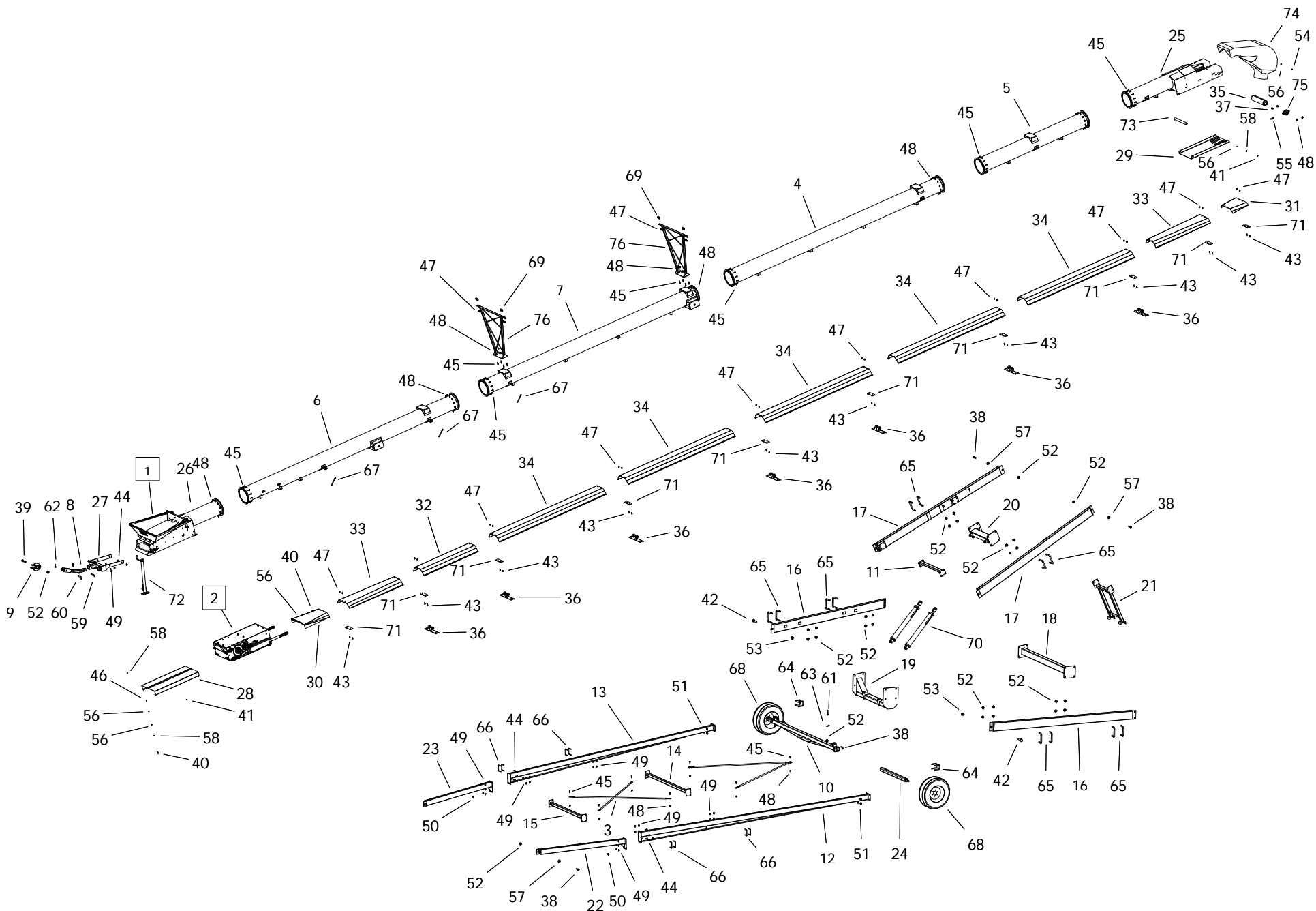
ITEM	PART NO.	DESCRIPTION
1	01010002	BREATHER -SWING AWAY
2	24590020	S-DRIVE ASM W/PINCH
3	13040011	PTO GUARD SWING
4	13090019	SWING PTO CRADLE
5	13202124	KEY 3/8" X 5.25" LONG
6	24020501	2400 Hopper
7	20020507	CENTER 20' -LOWER SUSP BRKT
8	20030004	20 SWING ADJUSTABLE TONGUE
9	20030005	20 ADJUSTABLE CLEVIS
10	20030017	CLEVIS
11	20030046	HITCH
12	20040004	SWING S-DRIVE COUPLING GUARD (HALF)
13	20040006	5190 GEARBOX GUARD
14	20040008	GUARD 6190GB FLIP-UP
15	24090067	GEARBOX MOUNT PLATFORM
16	20090071	GEARBOX MOUNT ANGLE BRKT
17	20092097	SWING 6190 GBOX SIDE MT (LINK ARM)
18	20591001	GBOX 90 1.85:1 1-15/16 6190 W/OIL
19	20591002	GBOX 90 1:1 CW/CW 1-1/2 5190 W/OIL
20	24041038	SHAFT GUARD(FL-210)
21	200900701	SWING 6190 GBOX SIDE MT (SD)
22	200900702	SWING 6190 GBOX SIDE MT (GBOX)
23	P0118008	BOLT 1" X 5" GR8 PLATED
24	P0118012	BOLT 1/2" X 1" GR8 PLATED
25	P0118033	BOLT 1/4" X 3/4" GR8 PLATED
26	P0118046	BOLT 3/8" X 1" GR8 PLATED
27	P0118013	BOLT 1/2"X1 1/2" GR.8 PLATED
28	P0118025	BOLT 1/2" X 9" GR8 PLATED
29	P0118077	BOLT 7/16"X1-1/2" GRADE 8 PLATED
30	P0134023	LOCKNUT-NYLON-1/4" GR8
31	P0134026	LOCKNUT-NYLON-3/8" GRADE 8
32	P0134007	LOCKNUT-NYLON-7/16"
33	P0134008	LOCKNUT-NYLON-1/2"
34	P01340101	LOCKNUT-NYLON-5/8" GRADE 8
35	P0134030	LOCKNUT-NYLON-1" GRADE 8
36	P0151009	FLAT WASHER 3/8"PLATED USS
37	P0151029	FLAT WASHER 1/2"PLATED USS
38	P0152004	LOCK WASHER 1/4"PLATED
39	P0152008	LOCK WASHER 1/2"PLATED
40	P0162002	Pin Hitch 3/4 x 3 1/2
41	P0162003	HITCH PIN 1" X 3-1/2" PLATED
42	P0163001	HAIR PIN 3/16" X 3-1/4"
43	P0167004	SPRING PIN 3/8"X3"
44	P0311003	CHAIN FOR DRIVE(80-2RX12+CL)
45	P0338122	SPROCKET-H80B12 X 1-1/2
46	P0381002	CV SHAFT-2000 SERIES

FRONT DRIVE PTO KIT 24-SERIES (24592230)



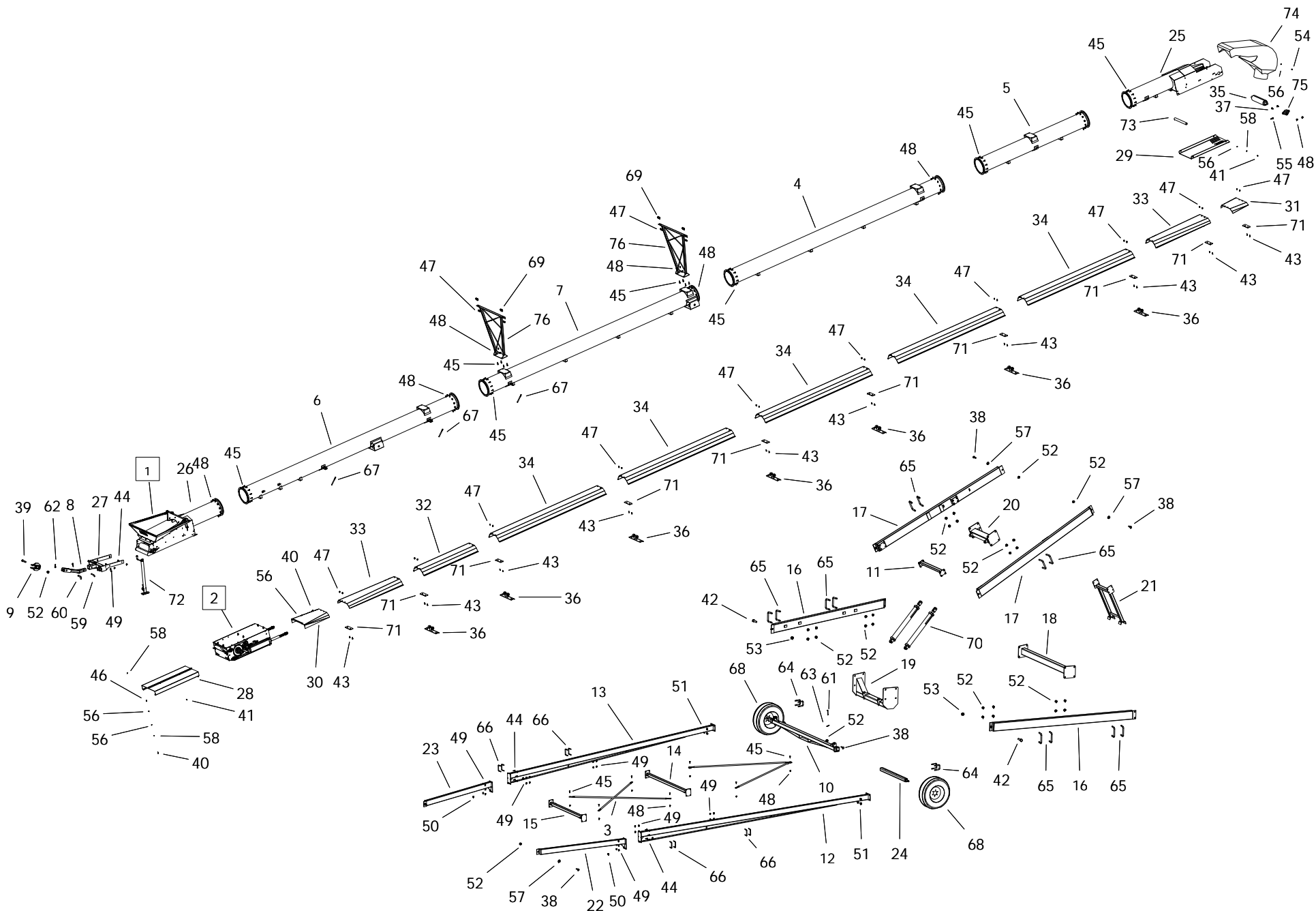
FRONT DRIVE PTO KIT 24-SERIES (24592230)

ITEM	PART NO.	DESCRIPTION
47	P0381028	PTO SHAFT-1-1/2" BOTH ENDS-105"-35
48	P0391002	KEY 3/8" X 2" LONG
49	P1210025	GEARBOX PLUG 2"
50	P1210033	501 SHAFT GUARD PLUG
51	P11240130	KEY RETAINER



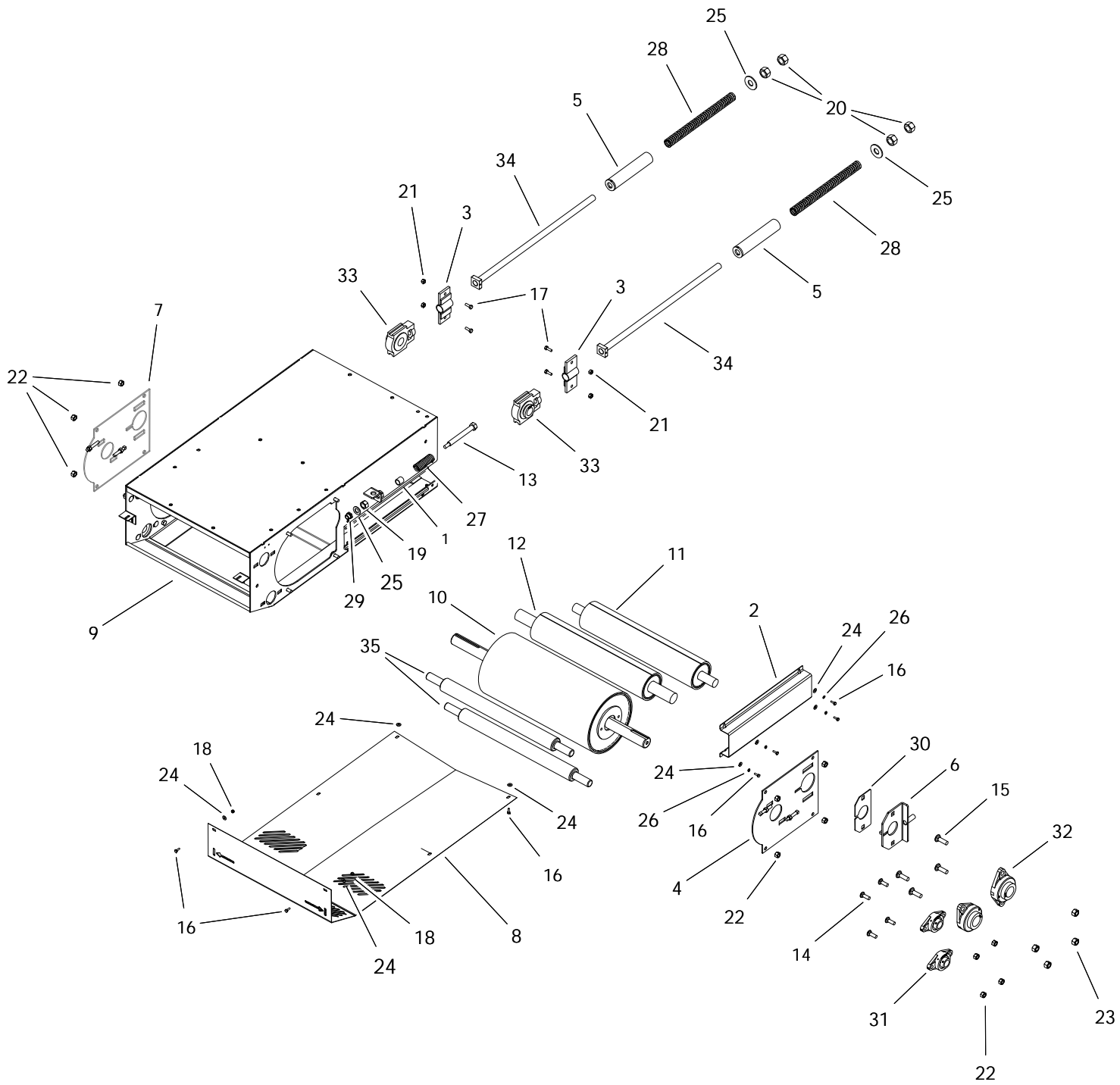
2485-24508511

ITEM	PART NO.	DESCRIPTION
1	2455580X	HOPPER -COLLAPSABLE
2	24590020	S-DRIVE ASM W/PINCH
3	15032030	CROSS BRACE
4	20020502	CENTER 20' -BRIDGE ONE END
5	20020504	CENTER 10' -RTRN MNTS
6	20020507	CENTER 20' -LOWER SUSP BRKT
7	20020508	CENTER 20' -UPPER SUSP BRKT 85/95
8	20030016	Tongue
9	20030017	CLEVIS
10	20030109	AXLE EXTENDABLE 85
11	20030126	LOWER LADDER BRACE 65/95
12	20030128	2085 LH Lower Axle Arm
13	20030129	2085 RH Lower Axle Arm
14	20030130	2085 Long Axle Arm Brace
15	20030131	2085 Short Axle Arm Brace
16	20030141	LIFT ARM 85/95
17	20030142	LADDER ARM 85/95
18	20030143	LOWER LIFT ARM BRACE 85/95
19	20030144	UPPER LIFT ARM BRACE 85/95
20	20030145	LADDER CROSS TUBE 85/95
21	20030147	TRANSPORT BRACE 85/95
22	20030148	2085 LH Upper Axle Arm
23	20030149	2085 RH Upper Axle Arm
24	20030500	AXLE EXTENSION (WITH 6 LUGS)
25	24020504	SPOUT - 24" BELT
26	24020501	2400 Hopper
27	24030046	24 SERIES HITCH
28	24042090	S-DR TO HOPPER GUARD
29	24042093	Spout Cover Guard
30	24042094	GUARD -ABOVE S-DRIVE
31	24042099	WEATHER GUARD UPPER TRANSITION
32	24042201	24-WEATHER GUARD 5' - 61-1/2"
33	24042202	24-WEATHER GUARD 5' FLR - 61-1/2"
34	24042211	24-WEATHER GUARD 10' - 121-1/2"
35	24070009	HOPPER/SPOUT ROLLER LAGGED
36	240100811	WG ROLLER MOUNT KIT W/ROLLERS
37	P0113013	CARRIAGE BOLT 7/16"X1" PLATED
38	P0118004	BOLT 1" X 3" GR8 PLATED
39	P0118008	BOLT 1" X 5" GR8 PLATED
40	P0118131	BOLT 1/4" X 1" GR8 PLATED
41	P0118033	BOLT 1/4" X 3/4" GR8 PLATED
42	P0118101	BOLT 1-1/4"X4-1/2" GR8 PLATED
43	P0115303	CAPSCREW 3/8X1-1/4FLT HD SOCKET PTD
44	P0118013	BOLT 1/2"X1 1/2" GR.8 PLATED
45	P0118077	BOLT 7/16"X1-1/2" GRADE 8 PLATED
46	P0131016	NUT 1/4" PLATED GRADE 8



2485-24508511

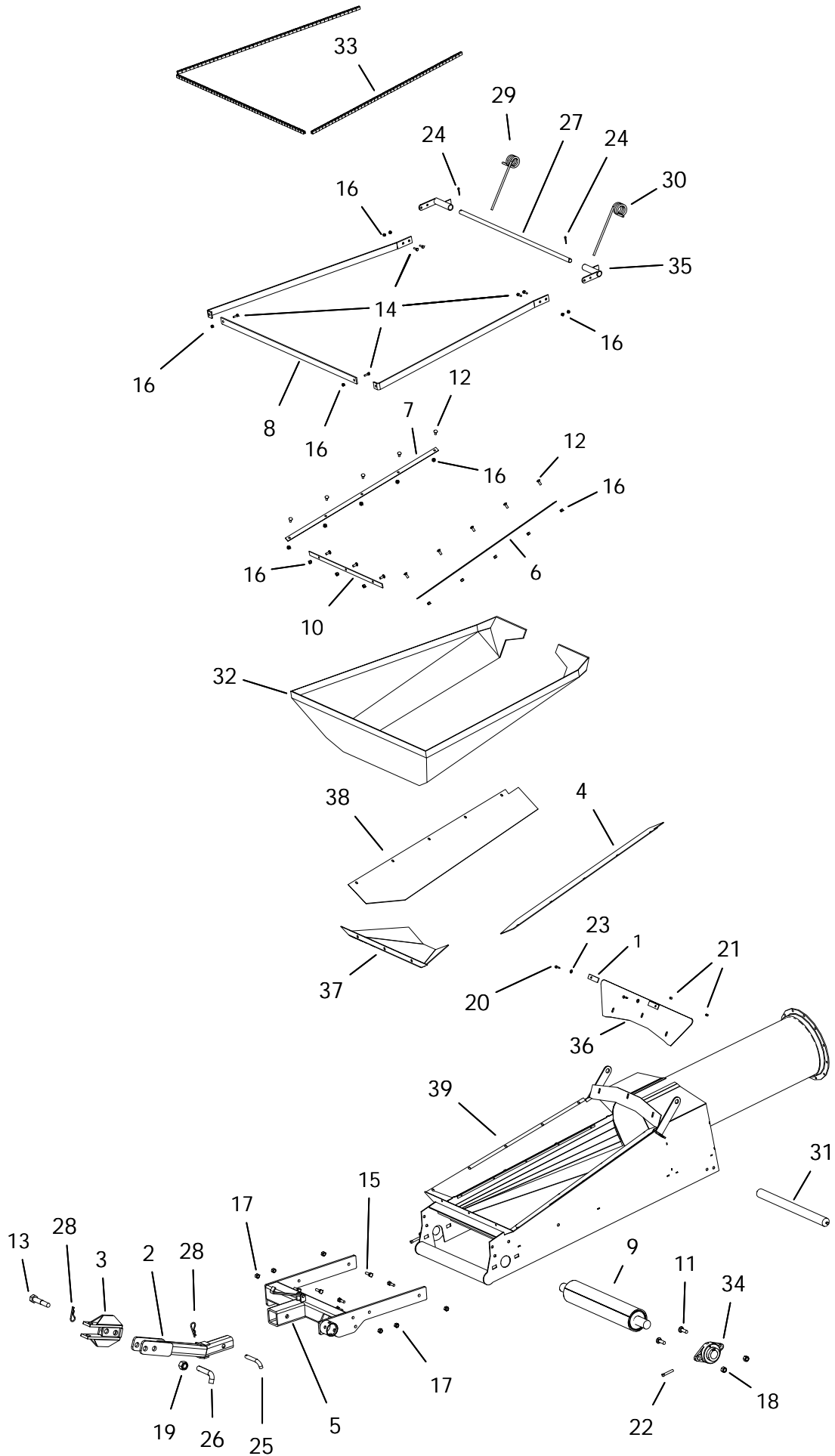
ITEM	PART NO.	DESCRIPTION
47	P0134026	LOCKNUT-NYLON-3/8" GRADE 8
48	P0134007	LOCKNUT-NYLON-7/16"
49	P0134008	LOCKNUT-NYLON-1/2"
50	P01340101	LOCKNUT-NYLON-5/8" GRADE 8
51	P0134029	LOCKNUT-NYLON-3/4" GRADE 8
52	P0134030	LOCKNUT-NYLON-1" GRADE 8
53	P0134031	LOCKNUT-NYLON-1-1/4" GRADE 8
54	P0141003	TEK SCREW 1/4"X1-1/2" HEX WASHER
55	P0145002	SET SCREW-7/16"X2-1/2"SQ.HD.
56	P0151006	FLAT WASHER 1/4"PLATED USS
57	P0151031	FLAT WASHER 1"PLATED USS
58	P0152004	LOCK WASHER 1/4"PLATED
59	P0162002	Pin Hitch 3/4 x 3 1/2
60	P0162003	HITCH PIN 1" X 3-1/2" PLATED
61	P0162009	HITCH PIN 3/8 X 4-5/16
62	P0163001	HAIR PIN 3/16" X 3-1/4"
63	P0163011	HAIR PIN 5/32X2-15/16 (66326)
64	P0183012	U-BOLT 3-1/2" X 3-1/2" X 3/4"PTD
65	P0183016	U-BOLT 8"X3-1/2" (1") PTD
66	P0183017	U-BOLT 5"X2"(1/2)PTD
67	P0183021	3/8" EYE BOLT ASM
68	P0616301	TIRE ASSEMBLY-16" X 6" X 6BOLT
69	P0712109	CABLE CLAMP-3/8"
70	P0814036	HYD CYL 4 X 36
71	P1010002	BI-MOUNT PLATE CAST
72	P1011008	JACK-15000LB
73	P1021011	ROLLER HEX 25"
74	P1212402	HOOD-ROUND 24 SERIES
75	P1711006	FLANGE UNIT-1-15/16"-PREMIUM
76	20010105	HIGH CABLE BRIDGE
77	24570851	2485 181' 2"
78	P0711112	CABLE-3/8" (136')
79	P0711116	CABLE-3/8" (93') (NOT SHOWN)
80	P2227989	MANUAL HOLDER AND LID



S-DRIVE (24590020)

ITEM	PART NO.	DESCRIPTION
1	15062010	PINCH PIPE
2	20042070	S-DRIVE TAKEUP GUARD
3	20060501	S-DRIVE TAKEUP BRACKET
4	20060502	DRIVE ROLLER COVER LH
5	20060504	PRETENSIONER
6	20060507	Pinch Tighener Plate
7	20060514	DRIVE ROLLER COVER RH
8	24040001	S-DRIVE BOTTOM GUARD
9	24060500	24 SERIES S-DRIVE
10	24070005	ROLLER 10-1/2" W/1-15/16 SHAFT
11	24070508	PINCH SD TAKE-UP ROLLER
12	24070509	S-DRIVE PINCH ROLLER
13	P0113000	SPRING TENSION BOLT
14	P0113004	CARRIAGE BOLT 1/2"X1-1/2"PLATED
15	P0113007	CARRIAGE BOLT 5/8"X2"PLATED
16	P0118033	BOLT 1/4" X 3/4" GR8 PLATED
17	P0118046	BOLT 3/8" X 1" GR8 PLATED
18	P0131016	NUT 1/4" PLATED GRADE 8
19	P0131019	NUT 3/4" PLATED GRADE 8
20	P0131021	NUT 1" PLATED GRADE 8
21	P0134026	LOCKNUT-NYLON-3/8" GRADE 8
22	P0134008	LOCKNUT-NYLON-1/2"
23	P01340101	LOCKNUT-NYLON-5/8" GRADE 8
24	P0151006	FLAT WASHER 1/4"PLATED USS
25	P0151031	FLAT WASHER 1"PLATED USS
26	P0152004	LOCK WASHER 1/4"PLATED
27	P0511008	SPRING-LD-1300 SERIES
28	P0511010	SPRING-COMP-1.46"X16.5" (1.05"DIA)
29	P0820129	BUSHING BRASS FLANGED
30	P1210103	PINCH SLIDE PLATE (POLY)
31	P1711005	FLANGE UNIT-1-1/4"-PREMIUM
32	P1711006	FLANGE UNIT-1-15/16"-PREMIUM
33	P1721004	TAKE-UP UNIT-1-1/2"-PREMIUM
34	P2520006	20 S-DRIVE TIGHTENER BOLT
35	P20324001	S-DRIVE RETURN ROLLER
36	P0351010	MACHINERY BUSHING 7/8" MEDIUM (NOT SHOWN)

HOPPER (2455580X)

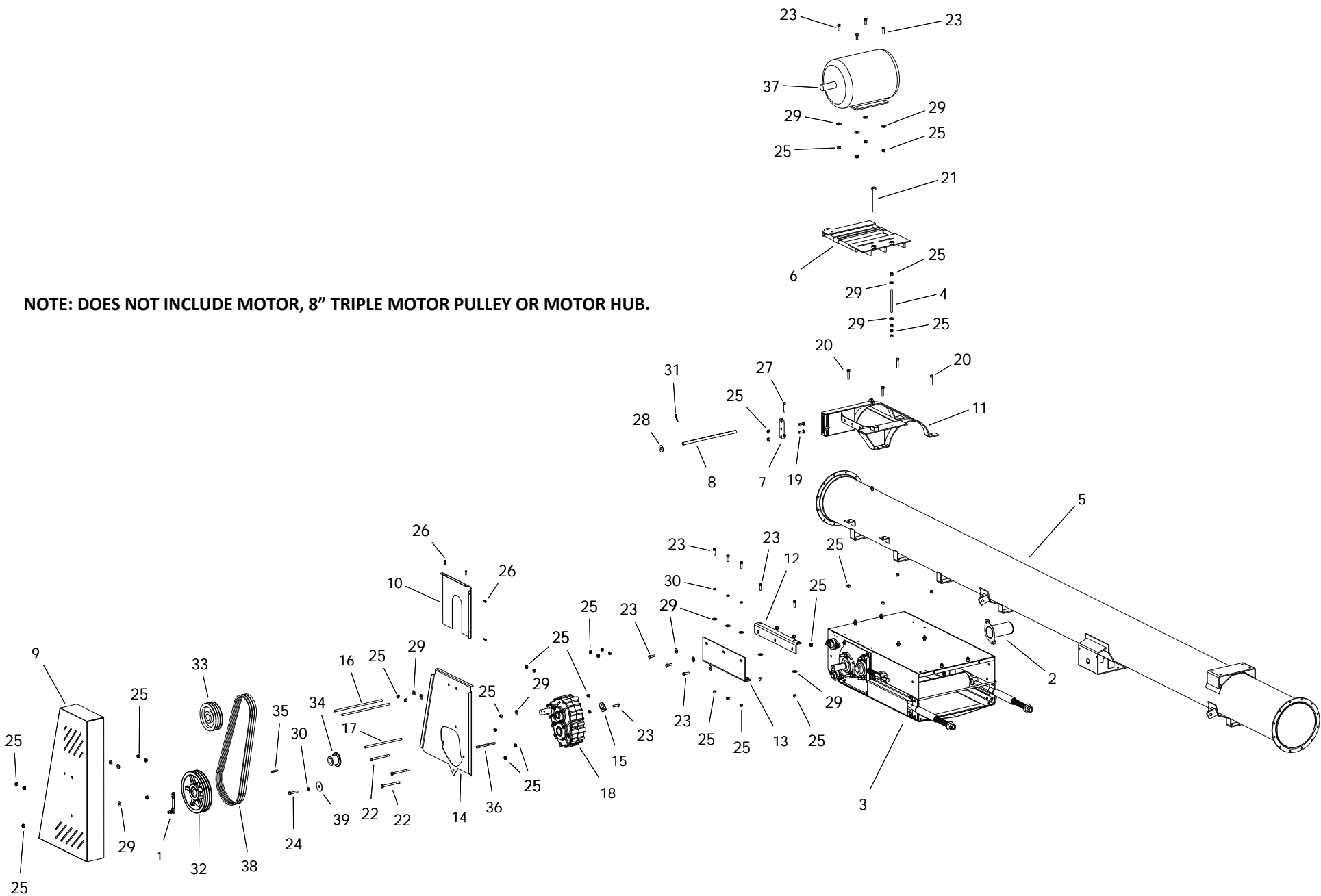


HOPPER (2455580X)

ITEM	PART NO.	DESCRIPTION
1	13052005	Lower Cloth Frame (back) (1300 new)
2	20030016	Tongue
3	20030017	CLEVIS
4	P19249003	24" HOPPER SIDE FLASING LEFT
5	24030046	24 SERIES HITCH
6	24052002	LOWER CLOTH FRAME SIDE
7	24052002	LOWER CLOTH FRAME SIDE
8	24052004	UPPER CLOTH FRAME STD (3PC)
9	24070009	HOPPER/SPOUT ROLLER LAGGED
10	24502003	LOWER CLOTH FRAME FRONT
11	P0113007	CARRIAGE BOLT 5/8"X2"PLATED
12	P0116001	ELEVATOR BOLT 1/4"X1-1/4"
13	P0118008	BOLT 1" X 5" GR8 PLATED
14	P0118046	BOLT 3/8" X 1" GR8 PLATED
15	P0118013	BOLT 1/2"X1 1/2" GR.8 PLATED
16	P0131016	NUT 1/4" PLATED GRADE 8
17	P0134008	LOCKNUT-NYLON-1/2"
18	P01340101	LOCKNUT-NYLON-5/8" GRADE 8
19	P0134030	LOCKNUT-NYLON-1" GRADE 8
20	P0141002	TEK SCREW 1/4"X1"
21	P0145001	VINYL SCREW CAP
22	P0145002	SET SCREW-7/16"X2-1/2"SQ.HD.
23	P0151006	FLAT WASHER 1/4"PLATED USS
24	P0161003	COTTER PIN 3/16"X1-1/2"PLATED
25	P0162002	Pin Hitch 3/4 x 3 1/2
26	P0162003	HITCH PIN 1" X 3-1/2" PLATED
27	P0162008	HOPPER PIVOT SHAFT-20/24 (rev1)
28	P0163001	HAIR PIN 3/16" X 3-1/4"
29	P0521005	HOPPER SPRING-R-.437
30	P0521006	HOPPER SPRING-L-.437
31	P1021011	ROLLER HEX 25"
32	P1621019	HOPPER CANVAS-24 CONV
33	P1641015	TRIM LOCK
34	P1711006	FLANGE UNIT-1-15/16"-PREMIUM
35	P2515017	PIVOT SHAFT BRACKET
36	P11240047	24 HOPPER SHIELD WIDE
37	P19249001	24" HOPPER FRONT FLASHING
38	P19249002	24" HOPPER SIDE FLASING RIGHT
39	24020501	2400 Hopper

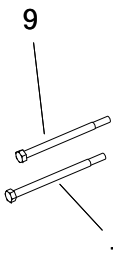
24 ELECTRIC GEARBOX DRIVE KIT - 205 (24593000)

NOTE: DOES NOT INCLUDE MOTOR, 8" TRIPLE MOTOR PULLEY OR MOTOR HUB.



24 ELECTRIC GEARBOX DRIVE KIT - 205 (24593000)

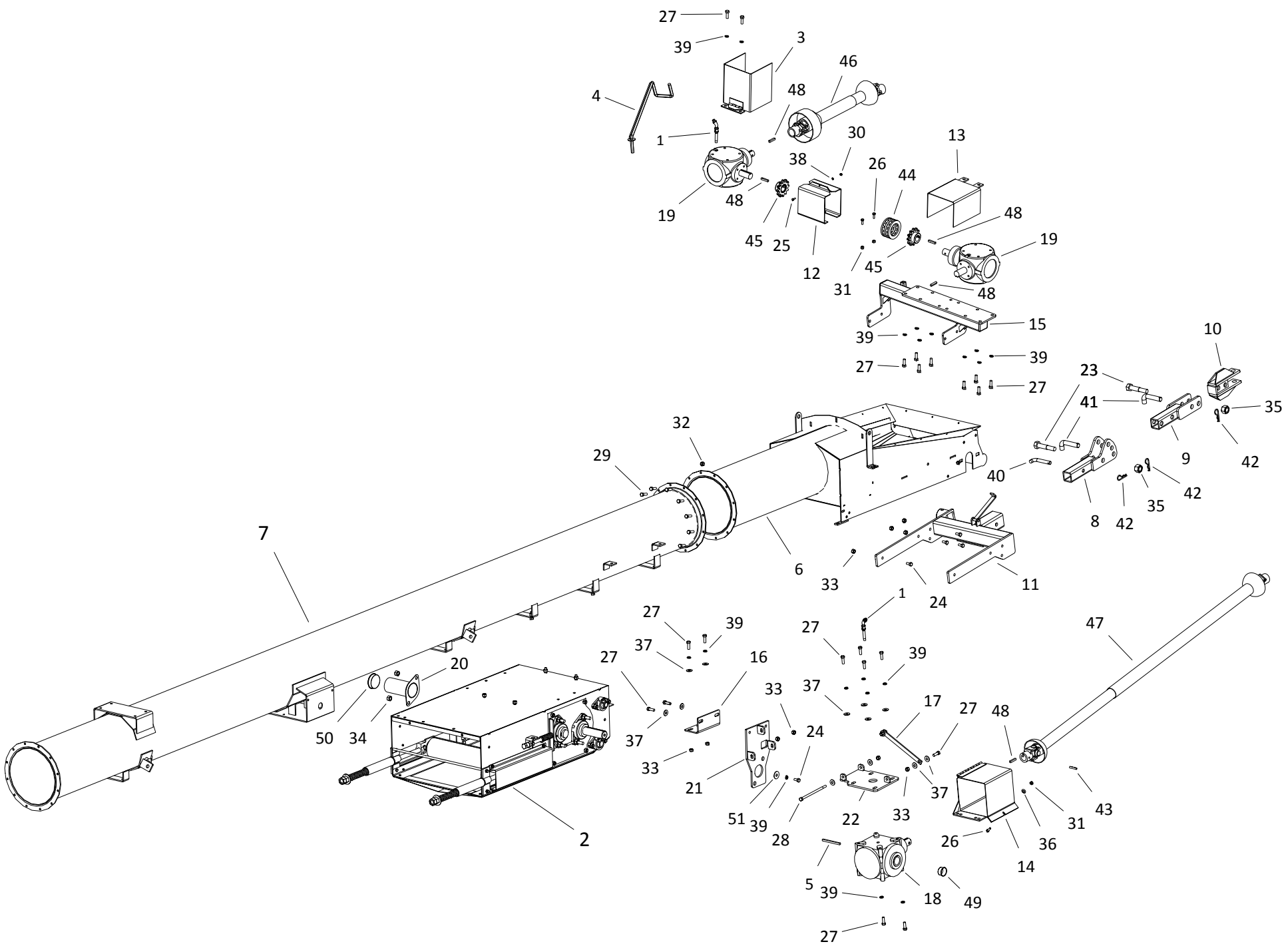
ITEM	PART NO.	DESCRIPTION
1	01010001	BREATHER -M590 GB
2	2400035X	SHAFT GUARD FL-210 ASSY KIT
3	24590020	S-DRIVE ASM W/PINCH
4	13102055	TAB ADJUSTER ROD-1/2" X 7"
5	20020507	CENTER 20' -LOWER SUSP BRKT
6	20060027	ELECTRIC MOTOR MOUNT PLATE
7	20060040	ELECTRIC MOUNT ADJUSTER
8	20060055	ELECTRIC MOTOR MOUNT PIN-HD
9	24040012	24 ELEC PULLEY GUARD
10	24040013	24 ELEC PULLEY GUARD BACK
11	24060005	24 ELECTRIC OFFSET MOTOR CLAMP
12	24061016	24 ELEC OFFSET CLAMP SUPPORT TOP
13	24061017	24 ELEC OFFSET CLAMP SUPPORT BOTTOM
14	24061018	24 ELECTRIC BACK PLATE PINCH
15	24062178	24 ELEC GEARBOX STABILIZER
16	24062180	ADJUSTER ROD 1/2" X 17"
17	24062181	ADJUSTER ROD 1/2" X 13"
18	24591001	GBOX 6:1 CW/CW 1-15/16 W/OIL
19	P0113004	CARRIAGE BOLT 1/2"X1-1/2"PLATED
20	P0114005	TAP BOLT 1/2 X 2-1/2 GR.8 PLATED
21	P0114007	TAP BOLT 3/4 X 7 PLATED
22	P0118023	BOLT 1/2" X 6" GR8 PLATED
23	P0118013	BOLT 1/2"X1 1/2" GR.8 PLATED
24	P0118017	BOLT 1/2"X2-1/2"GRADE 8 PLATED
25	P0134008	LOCKNUT-NYLON-1/2"
26	P0141002	TEK SCREW 1/4"X1"
27	P0145002	SET SCREW-7/16"X2-1/2"SQ.HD.
28	P0151015	FLAT WASHER 3/4"PLATED USS
29	P0151029	FLAT WASHER 1/2"PLATED USS
30	P0152008	LOCK WASHER 1/2"PLATED
31	P0161001	Cotter Pin 1/4 x 2
32	P0328095	PULLEY-TRIPLE 3B124SK
33	P0328095	PULLEY-TRIPLE 3B124SK
34	P0341924	HUB SK 1-1/2
35	P0391002	KEY 3/8" X 2" LONG
36	P0391006	KEY 3/8 X 1/2 X 6-1/2 LONG
37	P0931005	MOTOR 10HP 3PH 230/460V 1740RPM
38	P03210388	BELT 3RB88 BANDED
39	P11130185	AXLE END CAP



24 SIDE PTO GEARBOX DRIVE KIT -W_PINCH (24592200)

ITEM	PART NO.	DESCRIPTION
1	01010001	BREATHER -M590 GB
3	24590020	S-DRIVE ASM W/PINCH
4	20040009	PTO CRADLE EXTENDED
5	20040017	PTO GUARD M590 MOUNT
6	20062178	GEARBOX STABILIZER
7	24041038	SHAFT GUARD(FL-210)
8	24591000	GEARBOX 2:1 CW/CW 1-15/16 M590A
9	P0118096	BOLT 1/2" X 7" GR8 PLATED
10	P0118097	BOLT 1/2" X 7-1/2" GR8 PLATED
11	P0118013	BOLT 1/2"X1 1/2" GR.8 PLATED
12	P0118016	BOLT 1/2" X 2" GR8 PLATED
13	P0134008	LOCKNUT-NYLON-1/2"
14	P01340101	LOCKNUT-NYLON-5/8" GRADE 8
15	P0151029	FLAT WASHER 1/2"PLATED USS
16	P0152008	LOCK WASHER 1/2"PLATED
17	P0162004	HITCH PIN 1/2" X 5" PLATED
18	P0163001	HAIR PIN 3/16" X 3-1/4"
19	P0167002	SPRING PIN 3/8" X 2"
20	P0381010	PTO SHAFT-1-1/2"X75" (HEAVY)
21	P0391002	KEY 3/8" X 2" LONG
22	P0391008	KEY 3/8"x1/2"x5-1/8"
23	P1210033	501 SHAFT GUARD PLUG
24	P11130185	AXLE END CAP

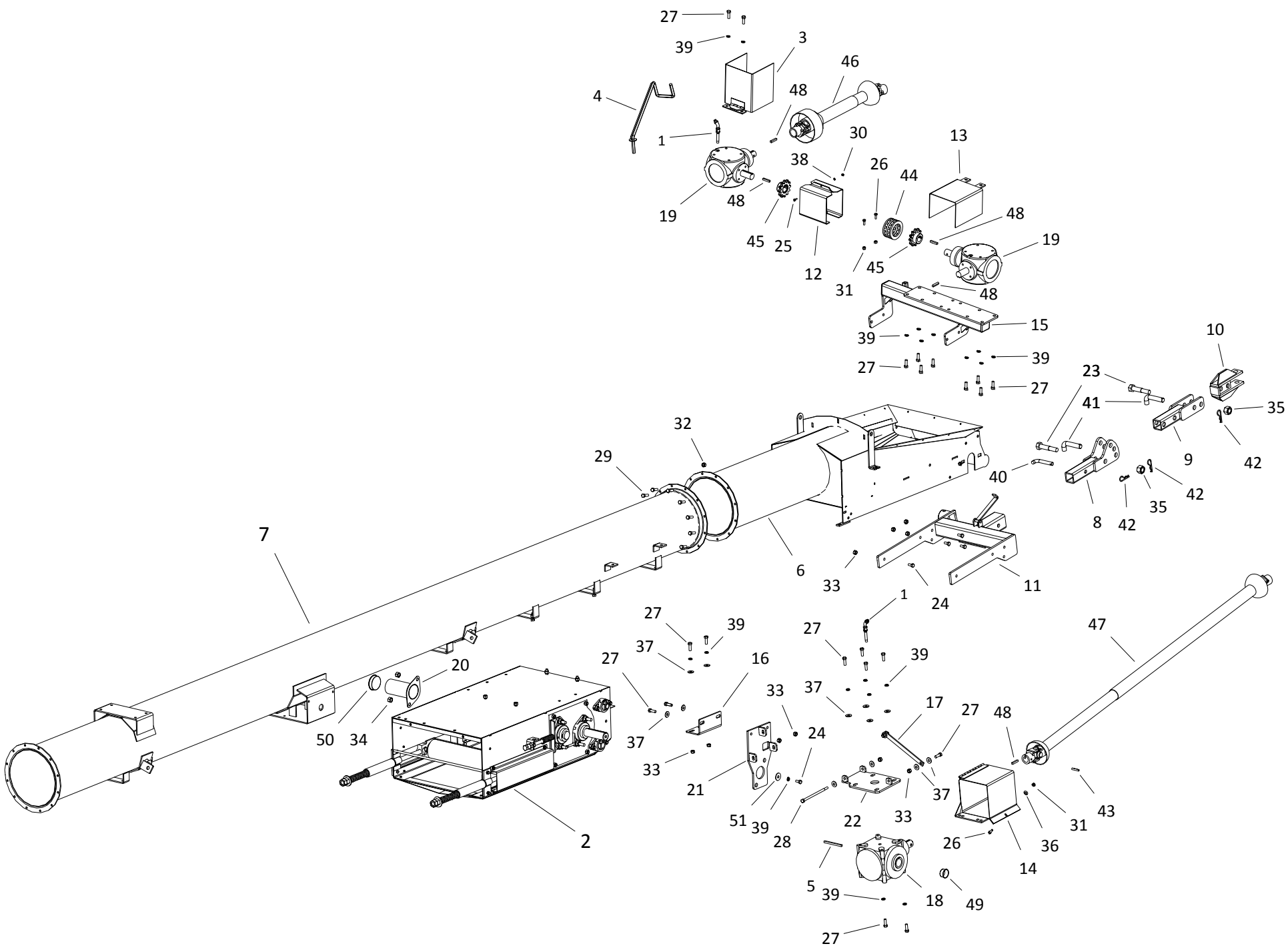
FRONT DRIVE PTO KIT 24-SERIES (24592230)



FRONT DRIVE PTO KIT 24-SERIES (24592230)

ITEM	PART NO.	DESCRIPTION
1	01010002	BREATHER -SWING AWAY
2	24590020	S-DRIVE ASM W/PINCH
3	13040011	PTO GUARD SWING
4	13090019	SWING PTO CRADLE
5	13202124	KEY 3/8" X 5.25" LONG
6	24020501	2400 Hopper
7	20020507	CENTER 20' -LOWER SUSP BRKT
8	20030004	20 SWING ADJUSTABLE TONGUE
9	20030005	20 ADJUSTABLE CLEVIS
10	20030017	CLEVIS
11	20030046	HITCH
12	20040004	SWING S-DRIVE COUPLING GUARD (HALF)
13	20040006	5190 GEARBOX GUARD
14	20040008	GUARD 6190GB FLIP-UP
15	24090067	GEARBOX MOUNT PLATFORM
16	20090071	GEARBOX MOUNT ANGLE BRKT
17	20092097	SWING 6190 GBOX SIDE MT (LINK ARM)
18	20591001	GBOX 90 1.85:1 1-15/16 6190 W/OIL
19	20591002	GBOX 90 1:1 CW/CW 1-1/2 5190 W/OIL
20	24041038	SHAFT GUARD(FL-210)
21	200900701	SWING 6190 GBOX SIDE MT (SD)
22	200900702	SWING 6190 GBOX SIDE MT (GBOX)
23	P0118008	BOLT 1" X 5" GR8 PLATED
24	P0118012	BOLT 1/2" X 1" GR8 PLATED
25	P0118033	BOLT 1/4" X 3/4" GR8 PLATED
26	P0118046	BOLT 3/8" X 1" GR8 PLATED
27	P0118013	BOLT 1/2"X1 1/2" GR.8 PLATED
28	P0118025	BOLT 1/2" X 9" GR8 PLATED
29	P0118077	BOLT 7/16"X1-1/2" GRADE 8 PLATED
30	P0134023	LOCKNUT-NYLON-1/4" GR8
31	P0134026	LOCKNUT-NYLON-3/8" GRADE 8
32	P0134007	LOCKNUT-NYLON-7/16"
33	P0134008	LOCKNUT-NYLON-1/2"
34	P01340101	LOCKNUT-NYLON-5/8" GRADE 8
35	P0134030	LOCKNUT-NYLON-1" GRADE 8
36	P0151009	FLAT WASHER 3/8"PLATED USS
37	P0151029	FLAT WASHER 1/2"PLATED USS
38	P0152004	LOCK WASHER 1/4"PLATED
39	P0152008	LOCK WASHER 1/2"PLATED
40	P0162002	Pin Hitch 3/4 x 3 1/2
41	P0162003	HITCH PIN 1" X 3-1/2" PLATED
42	P0163001	HAIR PIN 3/16" X 3-1/4"
43	P0167004	SPRING PIN 3/8"X3"
44	P0311003	CHAIN FOR DRIVE(80-2RX12+CL)
45	P0338122	SPROCKET-H80B12 X 1-1/2
46	P0381002	CV SHAFT-2000 SERIES

FRONT DRIVE PTO KIT 24-SERIES (24592230)



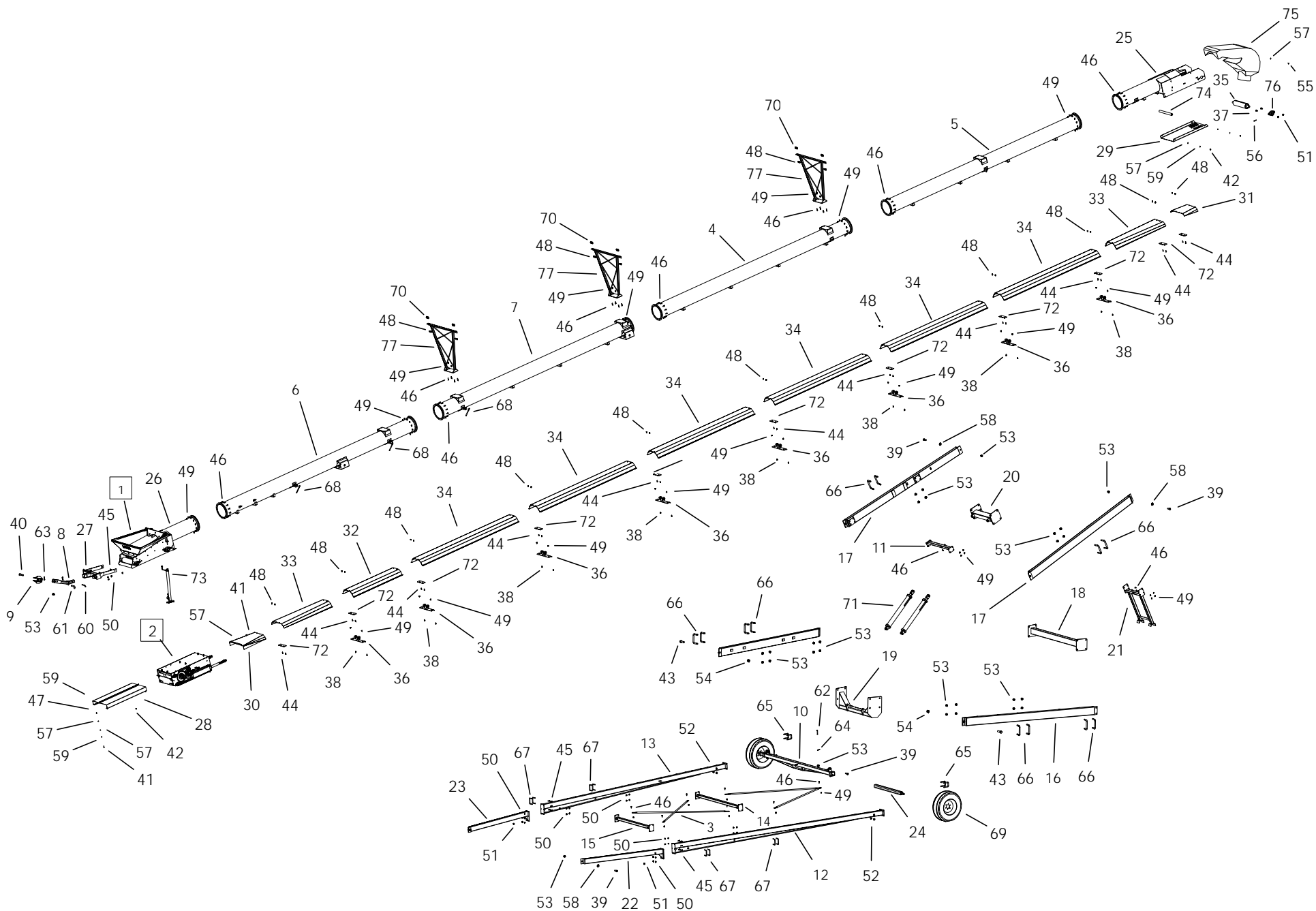
FRONT DRIVE PTO KIT 24-SERIES (24592230)

ITEM	PART NO.	DESCRIPTION
47	P0381028	PTO SHAFT-1-1/2" BOTH ENDS-105"-35
48	P0391002	KEY 3/8" X 2" LONG
49	P1210025	GEARBOX PLUG 2"
50	P1210033	501 SHAFT GUARD PLUG
51	P11240130	KEY RETAINER



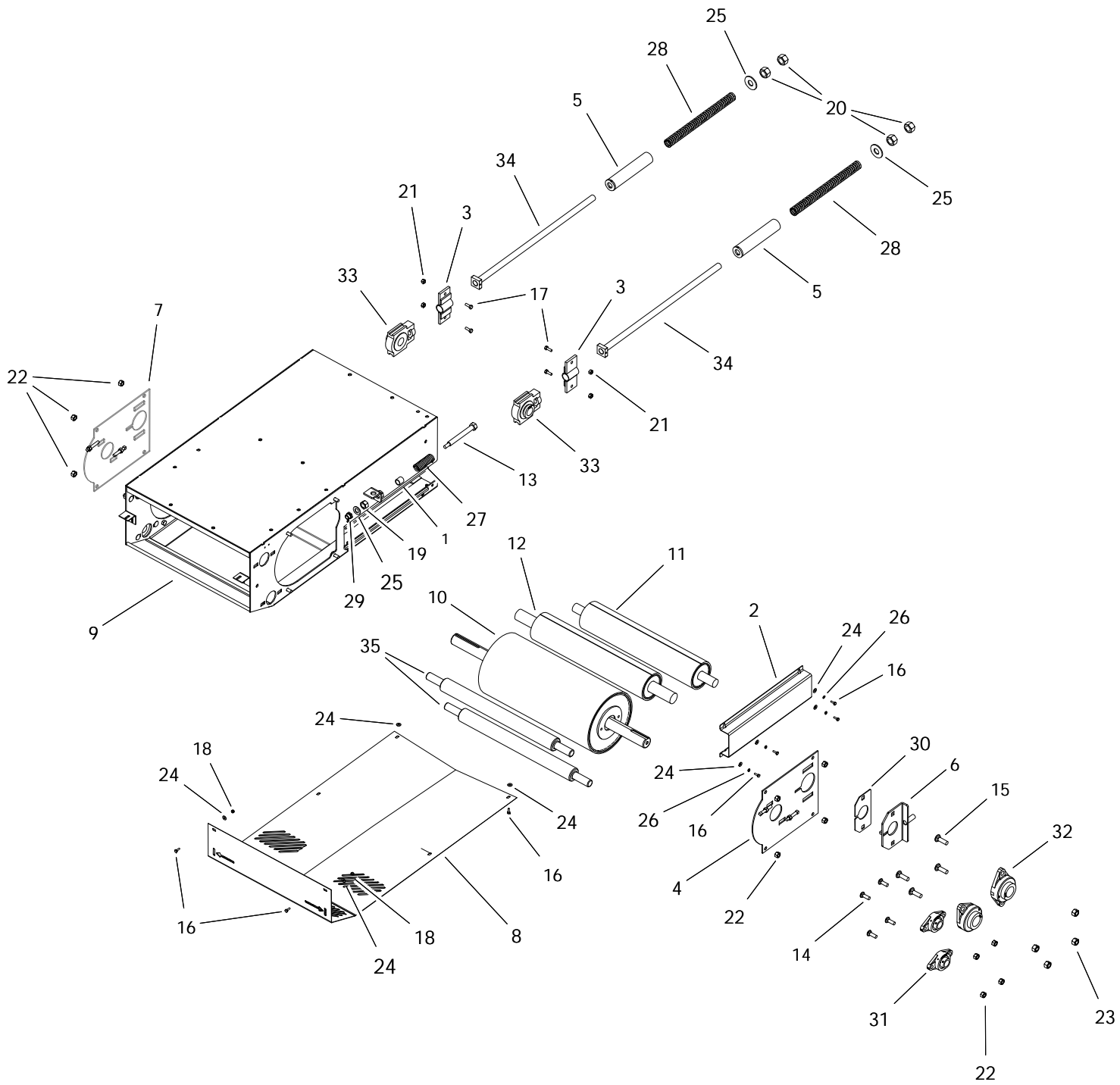
2495-24509511

ITEM	PART NO.	DESCRIPTION
1	2455580X	HOPPER -COLLAPSABLE
2	24590020	S-DRIVE ASM W/PINCH
3	15032030	CROSS BRACE
4	20020502	CENTER 20' -BRIDGE ONE END
5	20020503	CENTER 20' -MID BRIDGE
6	20020507	CENTER 20' -LOWER SUSP BRKT
7	20020508	CENTER 20' -UPPER SUSP BRKT 85/95
8	20030016	Tongue
9	20030017	CLEVIS
10	20030109	AXLE EXTENDABLE 85
11	20030126	LOWER LADDER BRACE 65/95
12	20030128	2085 LH Lower Axle Arm
13	20030129	2085 RH Lower Axle Arm
14	20030130	2085 Long Axle Arm Brace
15	20030131	2085 Short Axle Arm Brace
16	20030141	LIFT ARM 85/95
17	20030142	LADDER ARM 85/95
18	20030143	LOWER LIFT ARM BRACE 85/95
19	20030144	UPPER LIFT ARM BRACE 85/95
20	20030145	LADDER CROSS TUBE 85/95
21	20030147	TRANSPORT BRACE 85/95
22	20030148	2085 LH Upper Axle Arm
23	20030149	2085 RH Upper Axle Arm
24	20030500	AXLE EXTENSION (WITH 6 LUGS)
25	24020504	SPOUT - 24" BELT
26	24020501	2400 Hopper
27	24030046	24 SERIES HITCH
28	24042090	S-DR TO HOPPER GUARD
29	24042093	Spout Cover Guard
30	24042094	GUARD -ABOVE S-DRIVE
31	24042099	WEATHER GUARD UPPER TRANSITION
32	24042201	24-WEATHER GUARD 5' - 61-1/2"
33	24042202	24-WEATHER GUARD 5' FLR - 61-1/2"
34	24042211	24-WEATHER GUARD 10' - 121-1/2"
35	24070009	HOPPER/SPOUT ROLLER LAGGED
36	240100811	WG ROLLER MOUNT KIT W/ROLLERS
37	P0113007	CARRIAGE BOLT 5/8"X2"PLATED
38	P0113013	CARRIAGE BOLT 7/16"X1" PLATED
39	P0118004	BOLT 1" X 3" GR8 PLATED
40	P0118008	BOLT 1" X 5" GR8 PLATED
41	P0118131	BOLT 1/4" X 1" GR8 PLATED
42	P0118033	BOLT 1/4" X 3/4" GR8 PLATED
43	P0118101	BOLT 1-1/4"X4-1/2" GR8 PLATED
44	P0115303	CAPSCREW 3/8X1-1/4FLT HD SOCKET PTD
45	P0118013	BOLT 1/2"X1 1/2" GR.8 PLATED
46	P0118077	BOLT 7/16"X1-1/2" GRADE 8 PLATED



2495-24509511

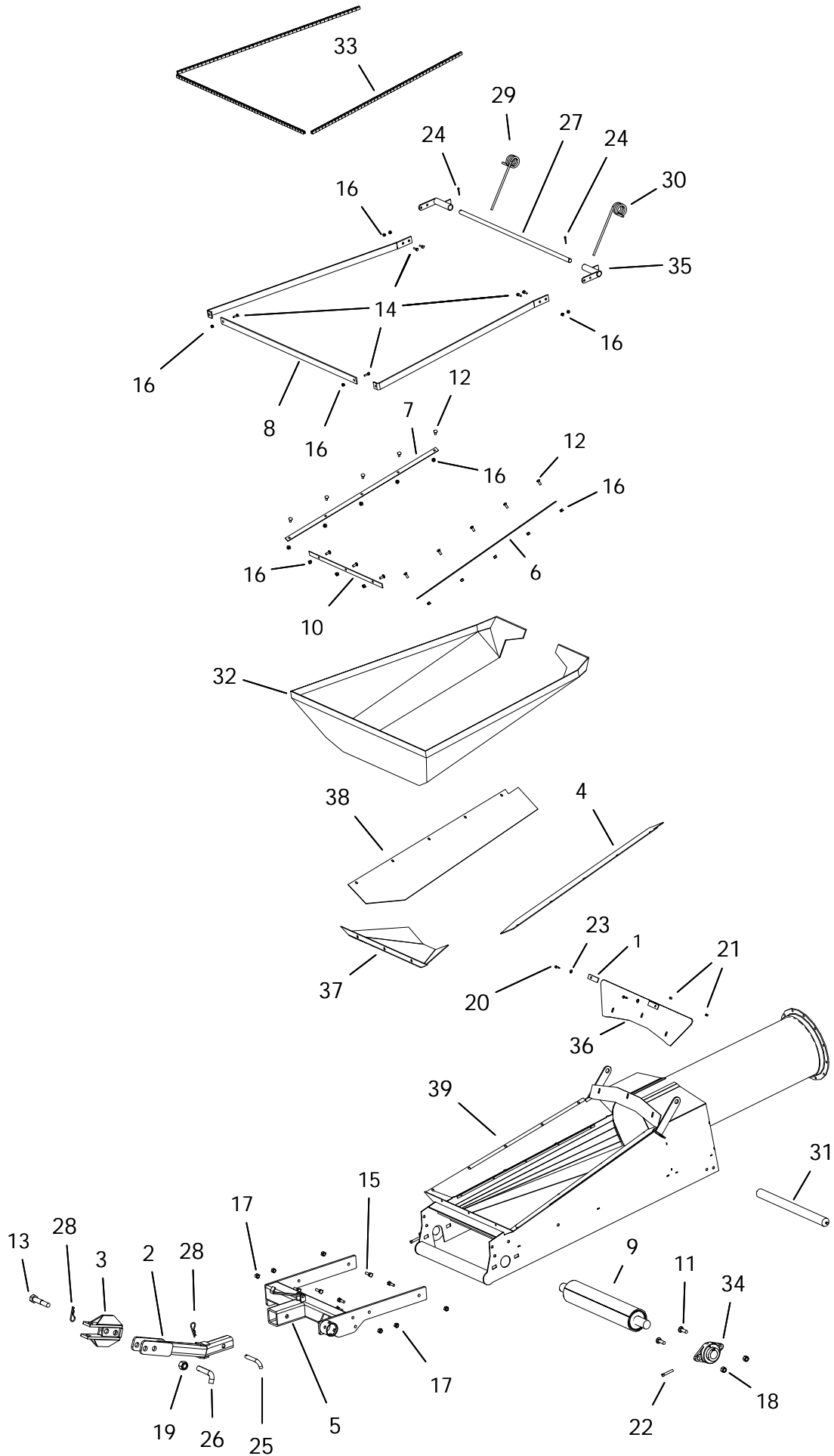
ITEM	PART NO.	DESCRIPTION
47	P0131016	NUT 1/4" PLATED GRADE 8
48	P0134026	LOCKNUT-NYLON-3/8" GRADE 8
49	P0134007	LOCKNUT-NYLON-7/16"
50	P0134008	LOCKNUT-NYLON-1/2"
51	P01340101	LOCKNUT-NYLON-5/8" GRADE 8
52	P0134029	LOCKNUT-NYLON-3/4" GRADE 8
53	P0134030	LOCKNUT-NYLON-1" GRADE 8
54	P0134031	LOCKNUT-NYLON-1-1/4" GRADE 8
55	P0141003	TEK SCREW 1/4"X1-1/2" HEX WASHER
56	P0145002	SET SCREW-7/16"X2-1/2"SQ.HD.
57	P0151006	FLAT WASHER 1/4"PLATED USS
58	P0151031	FLAT WASHER 1"PLATED USS
59	P0152004	LOCK WASHER 1/4"PLATED
60	P0162002	Pin Hitch 3/4 x 3 1/2
61	P0162003	HITCH PIN 1" X 3-1/2" PLATED
62	P0162009	HITCH PIN 3/8 X 4-5/16
63	P0163001	HAIR PIN 3/16" X 3-1/4"
64	P0163011	HAIR PIN 5/32X2-15/16 (66326)
65	P0183012	U-BOLT 3-1/2" X 3-1/2" X 3/4"PTD
66	P0183016	U-BOLT 8"X3-1/2" (1") PTD
67	P0183017	U-BOLT 5"X2"(1/2)PTD
68	P0183021	3/8" EYE BOLT ASM
69	P0616301	TIRE ASSEMBLY-16" X 6" X 6BOLT
70	P0712109	CABLE CLAMP-3/8"
71	P0814036	HYD CYL 4 X 36
72	P1010002	BI-MOUNT PLATE CAST
73	P1011008	JACK-15000LB
74	P1021011	ROLLER HEX 25"
75	P1212402	HOOD-ROUND 24 SERIES
76	P1711006	FLANGE UNIT-1-15/16"-PREMIUM
77	20010105	HIGH CABLE BRIDGE
78	P0711110	CABLE-3/8" (78')
79	P0711113	CABLE-3/8" (162') (NOT SHOWN)
80	P0711111	CABLE-3/8" (112')
81	24570951	BELT ASM 95SD (200'6")INC PINS/CLIP
82	P2227989	MANUAL HOLDER AND LID



S-DRIVE (24590020)

ITEM	PART NO.	DESCRIPTION
1	15062010	PINCH PIPE
2	20042070	S-DRIVE TAKEUP GUARD
3	20060501	S-DRIVE TAKEUP BRACKET
4	20060502	DRIVE ROLLER COVER LH
5	20060504	PRETENSIONER
6	20060507	Pinch Tighener Plate
7	20060514	DRIVE ROLLER COVER RH
8	24040001	S-DRIVE BOTTOM GUARD
9	24060500	24 SERIES S-DRIVE
10	24070005	ROLLER 10-1/2" W/1-15/16 SHAFT
11	24070508	PINCH SD TAKE-UP ROLLER
12	24070509	S-DRIVE PINCH ROLLER
13	P0113000	SPRING TENSION BOLT
14	P0113004	CARRIAGE BOLT 1/2"X1-1/2"PLATED
15	P0113007	CARRIAGE BOLT 5/8"X2"PLATED
16	P0118033	BOLT 1/4" X 3/4" GR8 PLATED
17	P0118046	BOLT 3/8" X 1" GR8 PLATED
18	P0131016	NUT 1/4" PLATED GRADE 8
19	P0131019	NUT 3/4" PLATED GRADE 8
20	P0131021	NUT 1" PLATED GRADE 8
21	P0134026	LOCKNUT-NYLON-3/8" GRADE 8
22	P0134008	LOCKNUT-NYLON-1/2"
23	P01340101	LOCKNUT-NYLON-5/8" GRADE 8
24	P0151006	FLAT WASHER 1/4"PLATED USS
25	P0151031	FLAT WASHER 1"PLATED USS
26	P0152004	LOCK WASHER 1/4"PLATED
27	P0511008	SPRING-LD-1300 SERIES
28	P0511010	SPRING-COMP-1.46"X16.5" (1.05"DIA)
29	P0820129	BUSHING BRASS FLANGED
30	P1210103	PINCH SLIDE PLATE (POLY)
31	P1711005	FLANGE UNIT-1-1/4"-PREMIUM
32	P1711006	FLANGE UNIT-1-15/16"-PREMIUM
33	P1721004	TAKE-UP UNIT-1-1/2"-PREMIUM
34	P2520006	20 S-DRIVE TIGHTENER BOLT
35	P20324001	S-DRIVE RETURN ROLLER
36	P0351010	MACHINERY BUSHING 7/8" MEDIUM (NOT SHOWN)

HOPPER (2455580X)

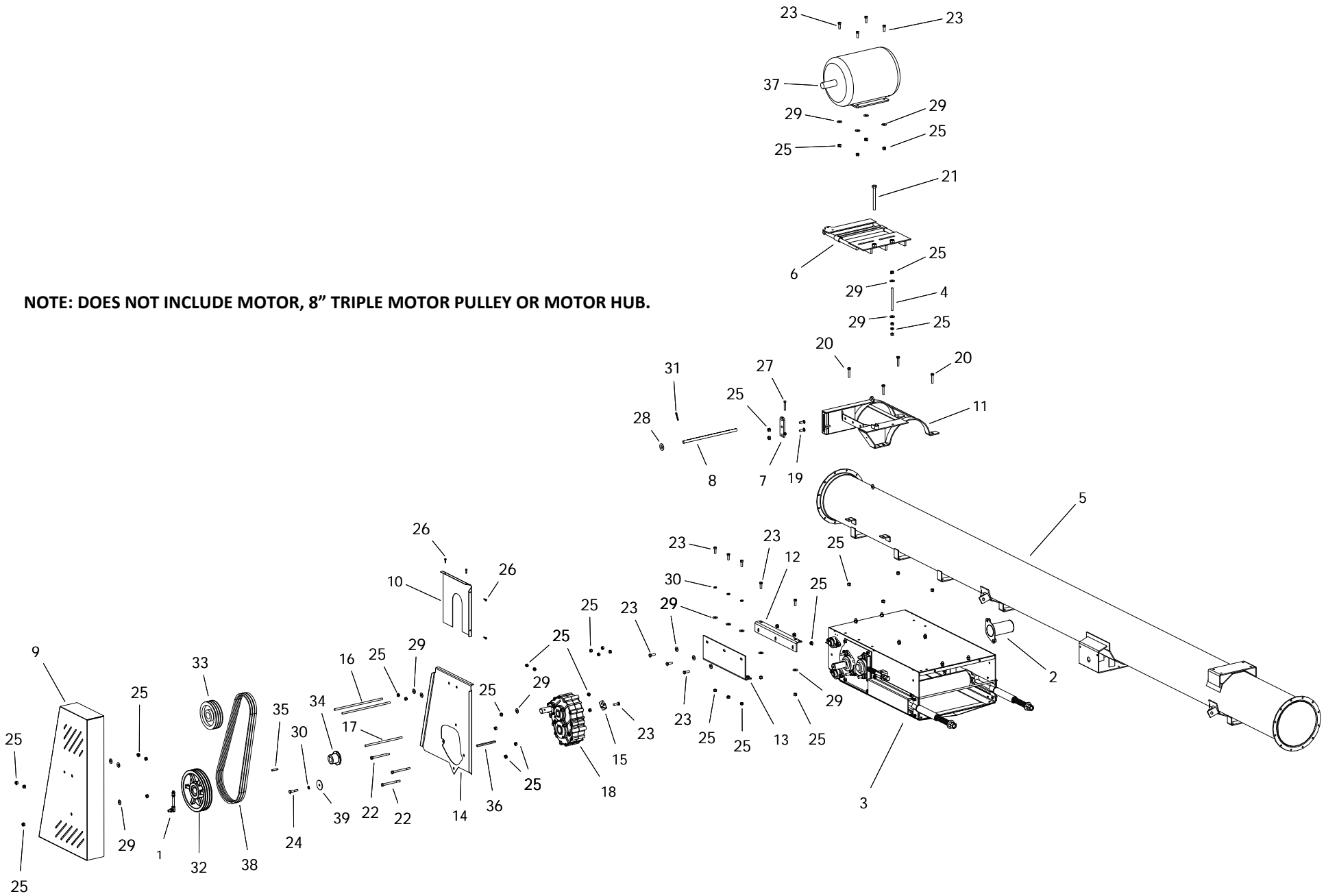


HOPPER (2455580X)

ITEM	PART NO.	DESCRIPTION
1	13052005	Lower Cloth Frame (back) (1300 new)
2	20030016	Tongue
3	20030017	CLEVIS
4	P19249003	24" HOPPER SIDE FLASING LEFT
5	24030046	24 SERIES HITCH
6	24052002	LOWER CLOTH FRAME SIDE
7	24052002	LOWER CLOTH FRAME SIDE
8	24052004	UPPER CLOTH FRAME STD (3PC)
9	24070009	HOPPER/SPOUT ROLLER LAGGED
10	24502003	LOWER CLOTH FRAME FRONT
11	P0113007	CARRIAGE BOLT 5/8"X2"PLATED
12	P0116001	ELEVATOR BOLT 1/4"X1-1/4"
13	P0118008	BOLT 1" X 5" GR8 PLATED
14	P0118046	BOLT 3/8" X 1" GR8 PLATED
15	P0118013	BOLT 1/2"X1 1/2" GR.8 PLATED
16	P0131016	NUT 1/4" PLATED GRADE 8
17	P0134008	LOCKNUT-NYLON-1/2"
18	P01340101	LOCKNUT-NYLON-5/8" GRADE 8
19	P0134030	LOCKNUT-NYLON-1" GRADE 8
20	P0141002	TEK SCREW 1/4"X1"
21	P0145001	VINYL SCREW CAP
22	P0145002	SET SCREW-7/16"X2-1/2"SQ.HD.
23	P0151006	FLAT WASHER 1/4"PLATED USS
24	P0161003	COTTER PIN 3/16"X1-1/2"PLATED
25	P0162002	Pin Hitch 3/4 x 3 1/2
26	P0162003	HITCH PIN 1" X 3-1/2" PLATED
27	P0162008	HOPPER PIVOT SHAFT-20/24 (rev1)
28	P0163001	HAIR PIN 3/16" X 3-1/4"
29	P0521005	HOPPER SPRING-R-.437
30	P0521006	HOPPER SPRING-L-.437
31	P1021011	ROLLER HEX 25"
32	P1621019	HOPPER CANVAS-24 CONV
33	P1641015	TRIM LOCK
34	P1711006	FLANGE UNIT-1-15/16"-PREMIUM
35	P2515017	PIVOT SHAFT BRACKET
36	P11240047	24 HOPPER SHIELD WIDE
37	P19249001	24" HOPPER FRONT FLASHING
38	P19249002	24" HOPPER SIDE FLASING RIGHT
39	24020501	2400 Hopper

24 ELECTRIC GEARBOX DRIVE KIT (24593000)

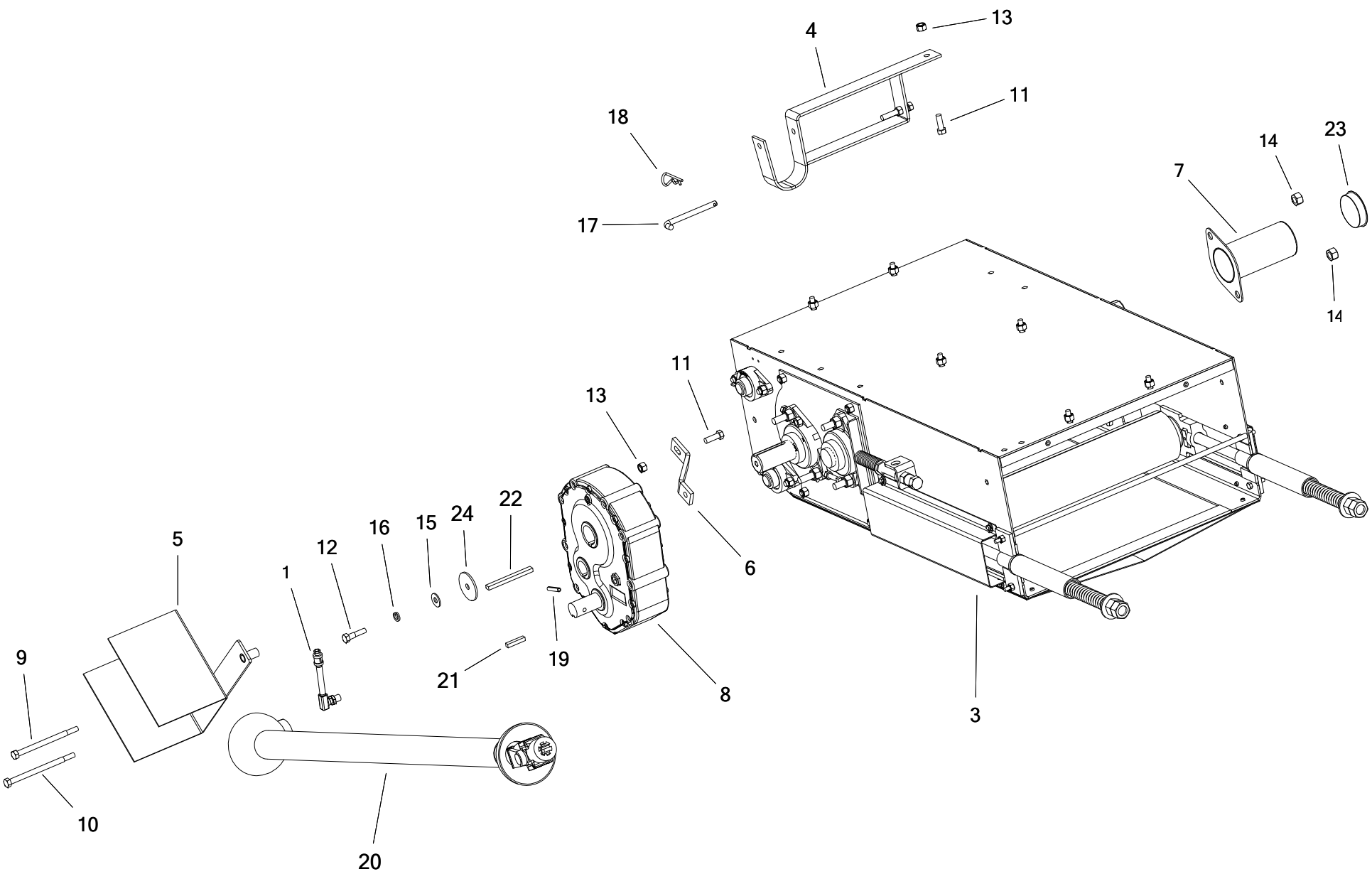
NOTE: DOES NOT INCLUDE MOTOR, 8" TRIPLE MOTOR PULLEY OR MOTOR HUB.



24 ELECTRIC GEARBOX DRIVE KIT (24593000)

ITEM	PART NO.	DESCRIPTION
1	01010001	BREATHER -M590 GB
2	2400035X	SHAFT GUARD FL-210 ASSY KIT
3	24590020	S-DRIVE ASM W/PINCH
4	13102055	TAB ADJUSTER ROD-1/2" X 7"
5	20020507	CENTER 20' -LOWER SUSP BRKT
6	20060027	ELECTRIC MOTOR MOUNT PLATE
7	20060040	ELECTRIC MOUNT ADJUSTER
8	20060055	ELECTRIC MOTOR MOUNT PIN-HD
9	24040012	24 ELEC PULLEY GUARD
10	24040013	24 ELEC PULLEY GUARD BACK
11	24060005	24 ELECTRIC OFFSET MOTOR CLAMP
12	24061016	24 ELEC OFFSET CLAMP SUPPORT TOP
13	24061017	24 ELEC OFFSET CLAMP SUPPORT BOTTOM
14	24061018	24 ELECTRIC BACK PLATE PINCH
15	24062178	24 ELEC GEARBOX STABILIZER
16	24062180	ADJUSTER ROD 1/2" X 17"
17	24062181	ADJUSTER ROD 1/2" X 13"
18	24591001	GBOX 6:1 CW/CW 1-15/16 W/OIL
19	P0113004	CARRIAGE BOLT 1/2"X1-1/2"PLATED
20	P0114005	TAP BOLT 1/2 X 2-1/2 GR.8 PLATED
21	P0114007	TAP BOLT 3/4 X 7 PLATED
22	P0118023	BOLT 1/2" X 6" GR8 PLATED
23	P0118013	BOLT 1/2"X1 1/2" GR.8 PLATED
24	P0118017	BOLT 1/2"X2-1/2"GRADE 8 PLATED
25	P0134008	LOCKNUT-NYLON-1/2"
26	P0141002	TEK SCREW 1/4"X1"
27	P0145002	SET SCREW-7/16"X2-1/2"SQ.HD.
28	P0151015	FLAT WASHER 3/4"PLATED USS
29	P0151029	FLAT WASHER 1/2"PLATED USS
30	P0152008	LOCK WASHER 1/2"PLATED
31	P0161001	Cotter Pin 1/4 x 2
32	P0328095	PULLEY-TRIPLE 3B124SK
33	P0328095	PULLEY-TRIPLE 3B124SK
34	P0341924	HUB SK 1-1/2
35	P0391002	KEY 3/8" X 2" LONG
36	P0391006	KEY 3/8 X 1/2 X 6-1/2 LONG
37	P0931005	MOTOR 10HP 3PH 230/460V 1740RPM
38	P03210388	BELT 3RB88 BANDED
39	P11130185	AXLE END CAP

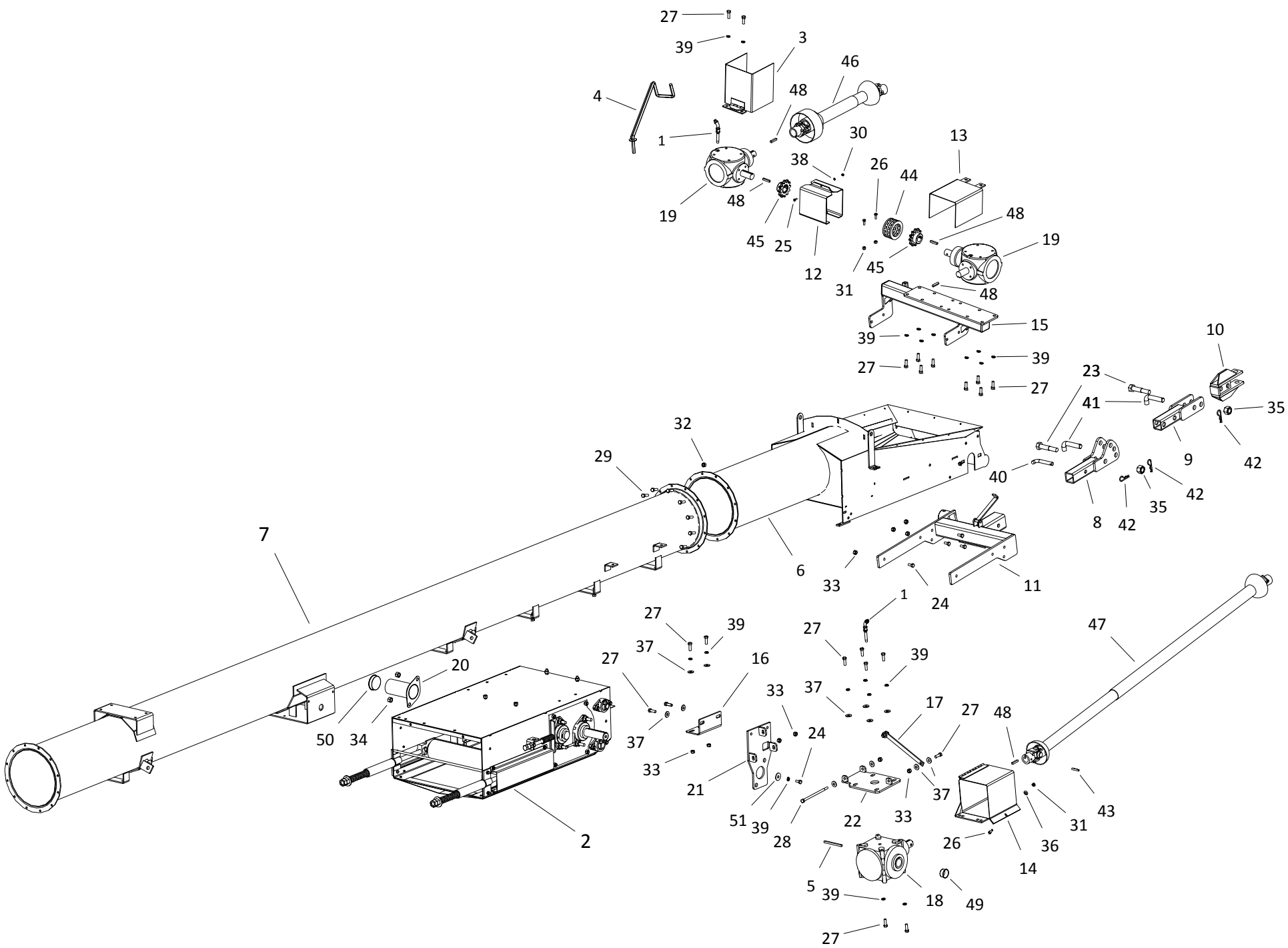
24 SIDE PTO GEARBX DRIVE KIT -W_ PINCH (24592200)



24 SIDE PTO GEARBX DRIVE KIT -W_PINCH (24592200)

ITEM	PART NO.	DESCRIPTION
1	01010001	BREATHER -M590 GB
3	24590020	S-DRIVE ASM W/PINCH
4	20040009	PTO CRADLE EXTENDED
5	20040017	PTO GUARD M590 MOUNT
6	20062178	GEARBOX STABILIZER
7	24041038	SHAFT GUARD(FL-210)
8	24591000	GEARBOX 2:1 CW/CW 1-15/16 M590A
9	P0118096	BOLT 1/2" X 7" GR8 PLATED
10	P0118097	BOLT 1/2" X 7-1/2" GR8 PLATED
11	P0118013	BOLT 1/2"X1 1/2" GR.8 PLATED
12	P0118016	BOLT 1/2" X 2" GR8 PLATED
13	P0134008	LOCKNUT-NYLON-1/2"
14	P01340101	LOCKNUT-NYLON-5/8" GRADE 8
15	P0151029	FLAT WASHER 1/2"PLATED USS
16	P0152008	LOCK WASHER 1/2"PLATED
17	P0162004	HITCH PIN 1/2" X 5" PLATED
18	P0163001	HAIR PIN 3/16" X 3-1/4"
19	P0167002	SPRING PIN 3/8" X 2"
20	P0381010	PTO SHAFT-1-1/2"X75" (HEAVY)
21	P0391002	KEY 3/8" X 2" LONG
22	P0391008	KEY 3/8"x1/2"x5-1/8"
23	P1210033	501 SHAFT GUARD PLUG
24	P11130185	AXLE END CAP

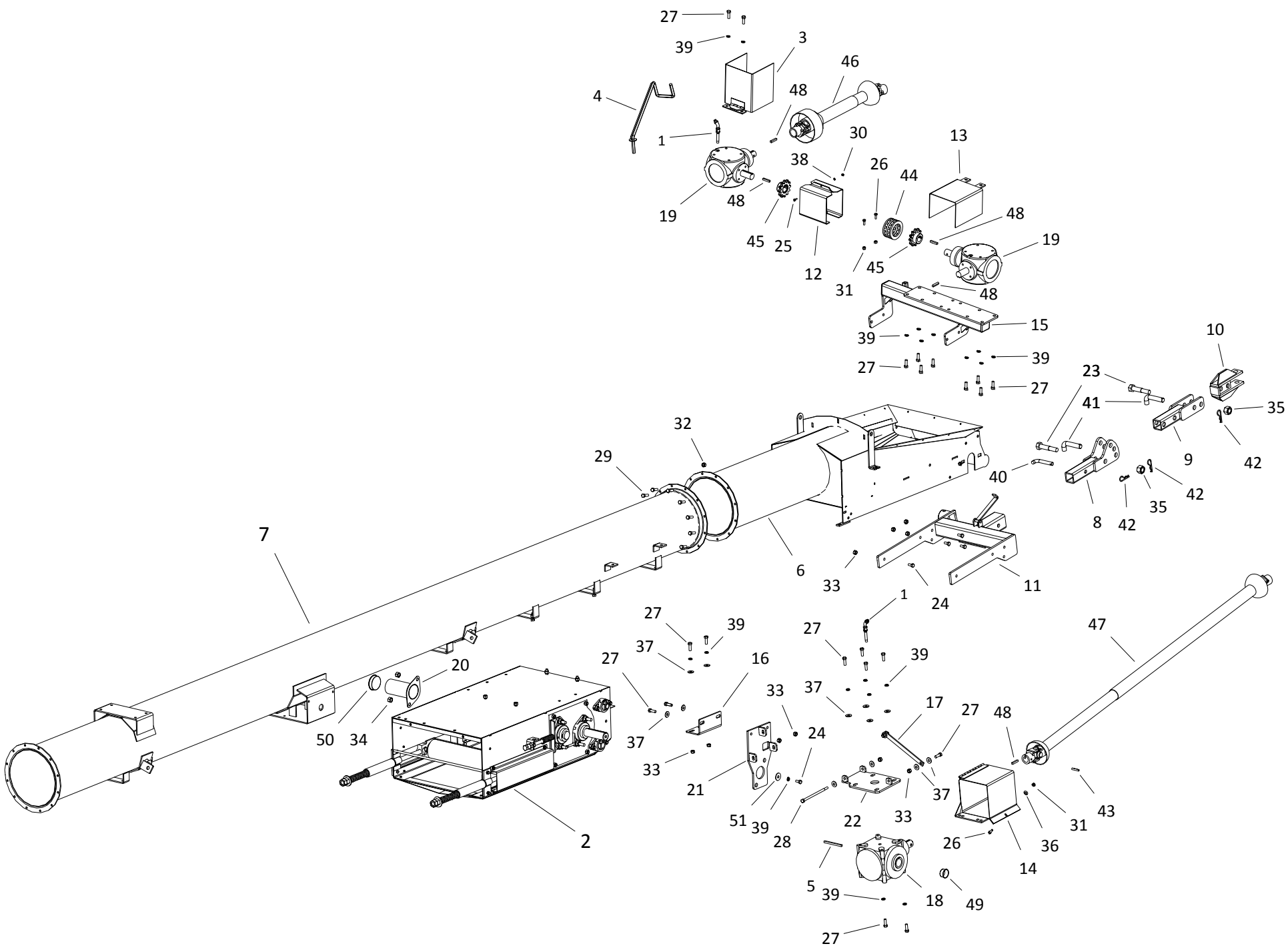
FRONT DRIVE PTO KIT 24-SERIES (24592230)



FRONT DRIVE PTO KIT 24-SERIES (24592230)

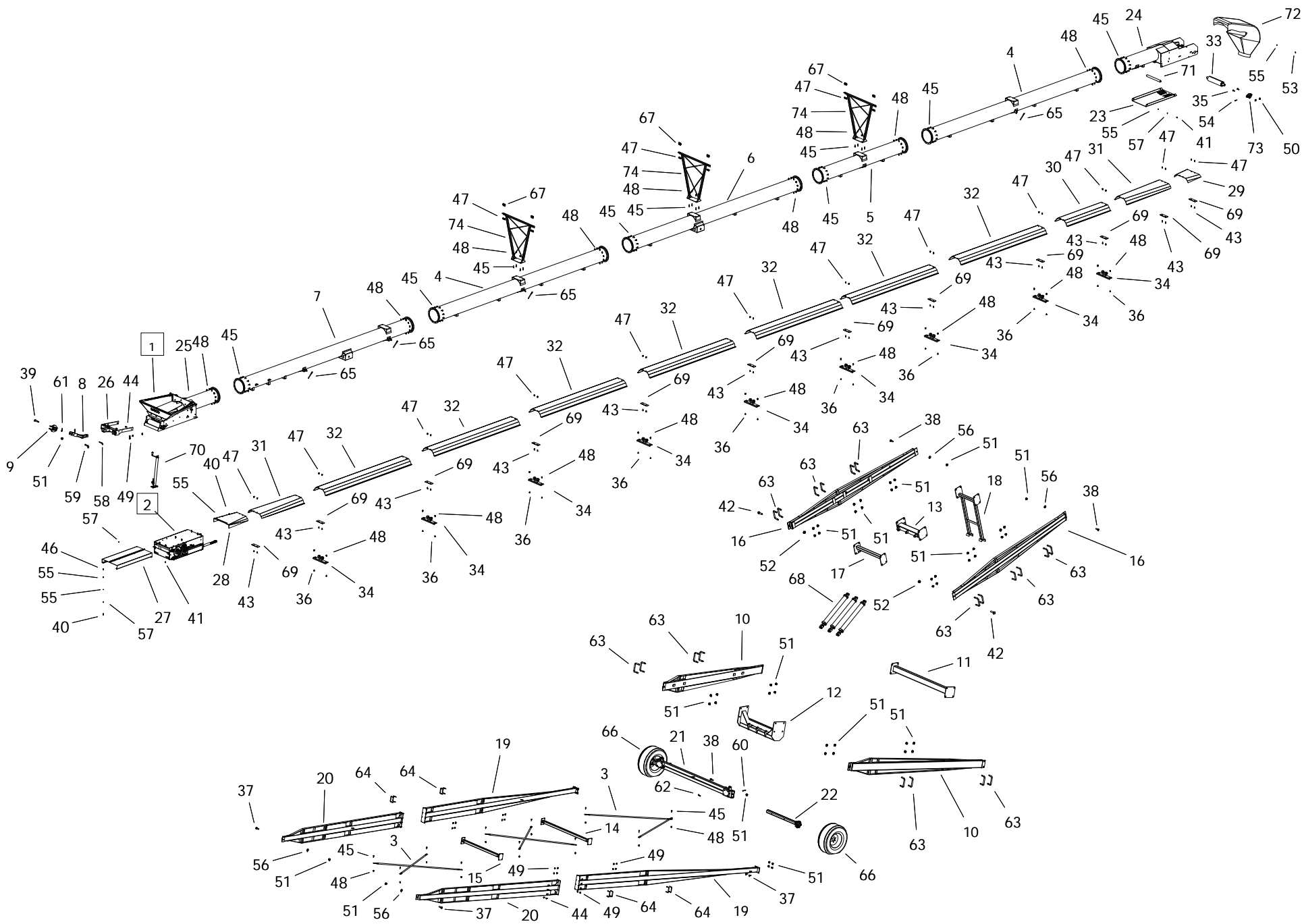
ITEM	PART NO.	DESCRIPTION
1	01010002	BREATHER -SWING AWAY
2	24590020	S-DRIVE ASM W/PINCH
3	13040011	PTO GUARD SWING
4	13090019	SWING PTO CRADLE
5	13202124	KEY 3/8" X 5.25" LONG
6	24020501	2400 Hopper
7	20020507	CENTER 20' -LOWER SUSP BRKT
8	20030004	20 SWING ADJUSTABLE TONGUE
9	20030005	20 ADJUSTABLE CLEVIS
10	20030017	CLEVIS
11	20030046	HITCH
12	20040004	SWING S-DRIVE COUPLING GUARD (HALF)
13	20040006	5190 GEARBOX GUARD
14	20040008	GUARD 6190GB FLIP-UP
15	24090067	GEARBOX MOUNT PLATFORM
16	20090071	GEARBOX MOUNT ANGLE BRKT
17	20092097	SWING 6190 GBOX SIDE MT (LINK ARM)
18	20591001	GBOX 90 1.85:1 1-15/16 6190 W/OIL
19	20591002	GBOX 90 1:1 CW/CW 1-1/2 5190 W/OIL
20	24041038	SHAFT GUARD(FL-210)
21	200900701	SWING 6190 GBOX SIDE MT (SD)
22	200900702	SWING 6190 GBOX SIDE MT (GBOX)
23	P0118008	BOLT 1" X 5" GR8 PLATED
24	P0118012	BOLT 1/2" X 1" GR8 PLATED
25	P0118033	BOLT 1/4" X 3/4" GR8 PLATED
26	P0118046	BOLT 3/8" X 1" GR8 PLATED
27	P0118013	BOLT 1/2"X1 1/2" GR.8 PLATED
28	P0118025	BOLT 1/2" X 9" GR8 PLATED
29	P0118077	BOLT 7/16"X1-1/2" GRADE 8 PLATED
30	P0134023	LOCKNUT-NYLON-1/4" GR8
31	P0134026	LOCKNUT-NYLON-3/8" GRADE 8
32	P0134007	LOCKNUT-NYLON-7/16"
33	P0134008	LOCKNUT-NYLON-1/2"
34	P01340101	LOCKNUT-NYLON-5/8" GRADE 8
35	P0134030	LOCKNUT-NYLON-1" GRADE 8
36	P0151009	FLAT WASHER 3/8"PLATED USS
37	P0151029	FLAT WASHER 1/2"PLATED USS
38	P0152004	LOCK WASHER 1/4"PLATED
39	P0152008	LOCK WASHER 1/2"PLATED
40	P0162002	Pin Hitch 3/4 x 3 1/2
41	P0162003	HITCH PIN 1" X 3-1/2" PLATED
42	P0163001	HAIR PIN 3/16" X 3-1/4"
43	P0167004	SPRING PIN 3/8"X3"
44	P0311003	CHAIN FOR DRIVE(80-2RX12+CL)
45	P0338122	SPROCKET-H80B12 X 1-1/2
46	P0381002	CV SHAFT-2000 SERIES

FRONT DRIVE PTO KIT 24-SERIES (24592230)



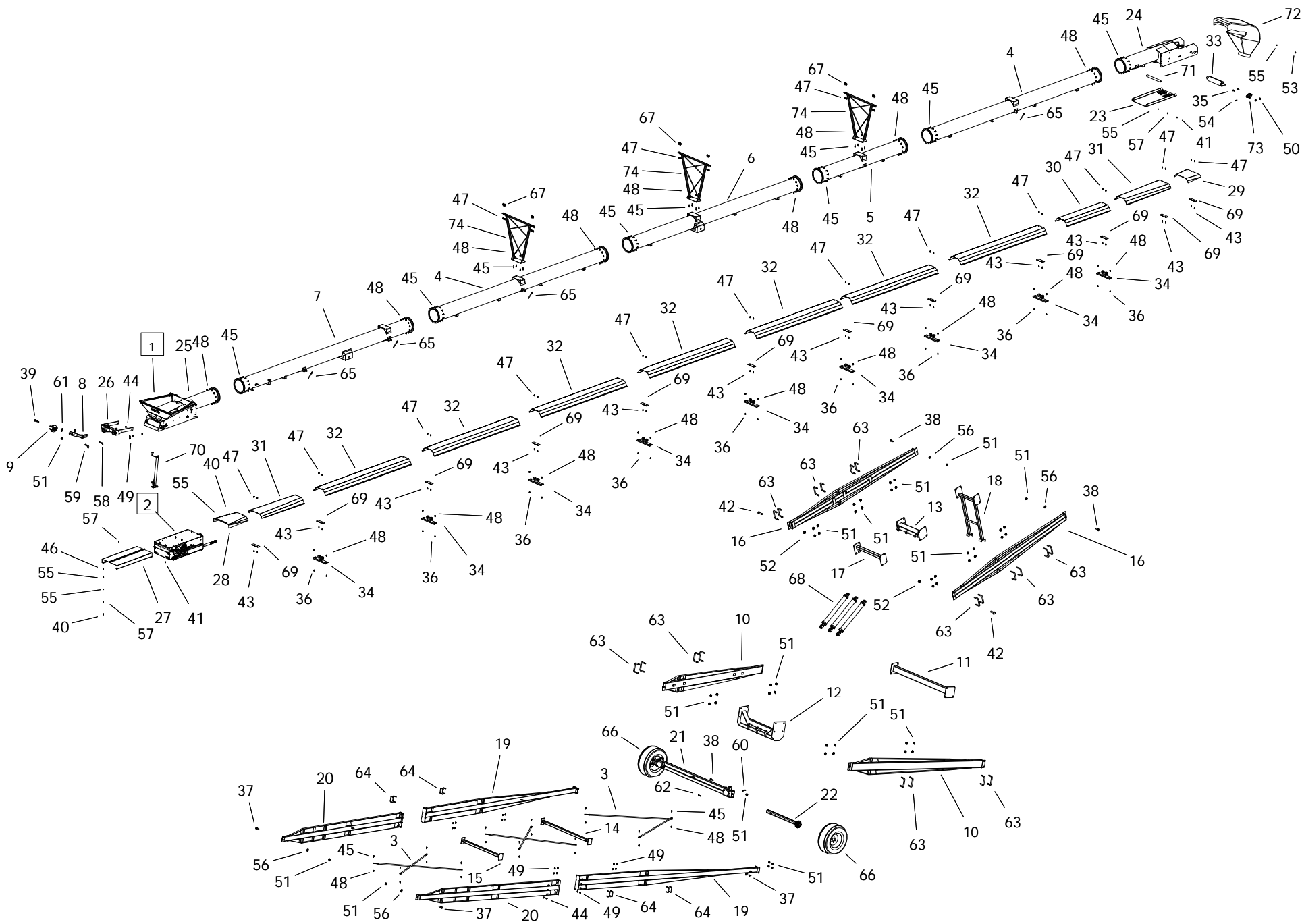
FRONT DRIVE PTO KIT 24-SERIES (24592230)

ITEM	PART NO.	DESCRIPTION
47	P0381028	PTO SHAFT-1-1/2" BOTH ENDS-105"-35
48	P0391002	KEY 3/8" X 2" LONG
49	P1210025	GEARBOX PLUG 2"
50	P1210033	501 SHAFT GUARD PLUG
51	P11240130	KEY RETAINER



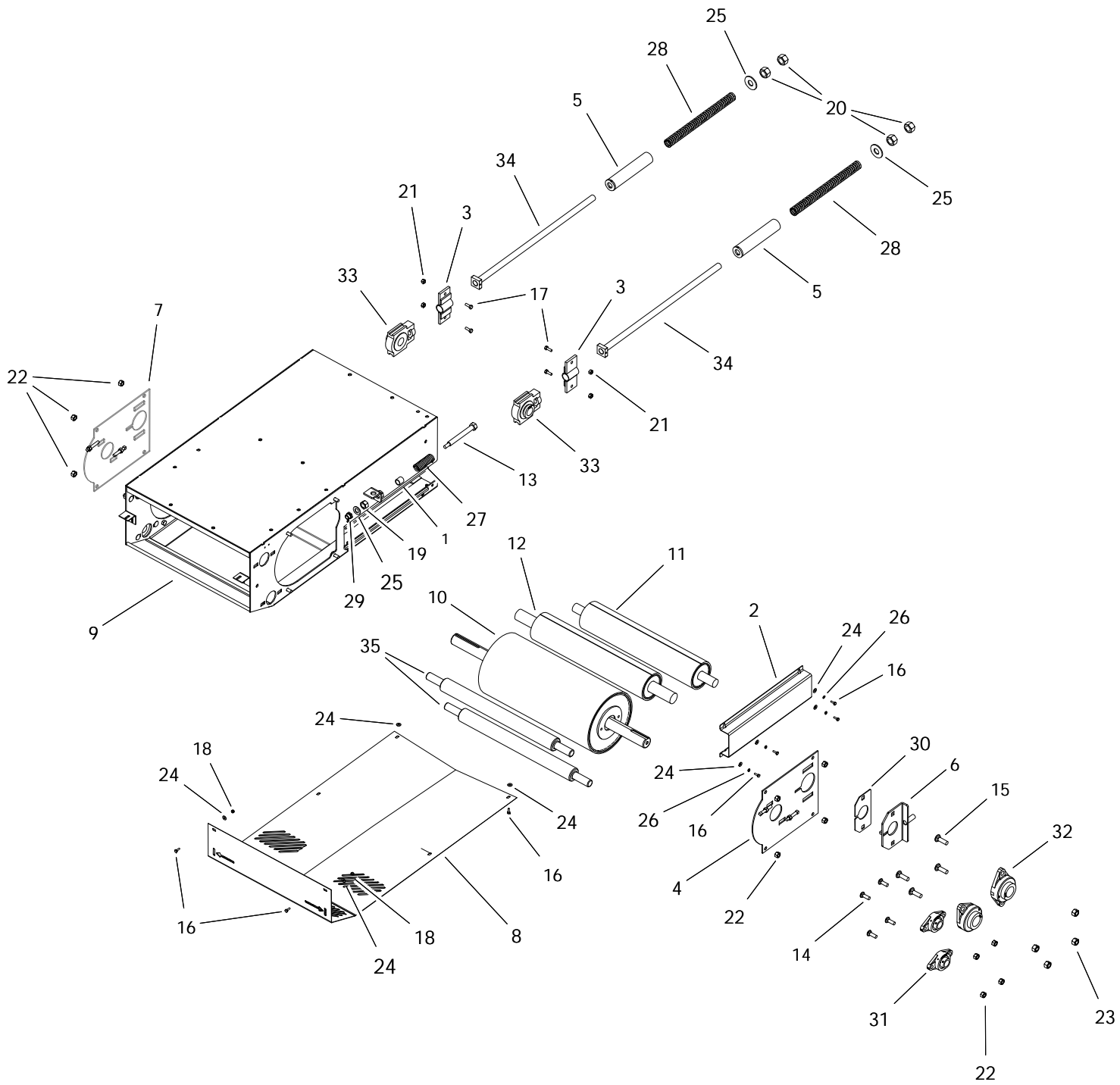
24105-24510511

ITEM	PART NO.	DESCRIPTION
1	2455580X	HOPPER -COLLAPSABLE
2	24590020	S-DRIVE ASM W/PINCH
3	15032030	CROSS BRACE
4	20020503	CENTER 20' -MID BRIDGE
5	20020504	CENTER 10' -RTRN MNTS
6	20020506	CENTER 20' -UPPR SUSP BRKT (MID)
7	20020507	CENTER 20' -LOWER SUSP BRKT
8	20030016	Tongue
9	20030017	CLEVIS
10	20030118	LIFT ARM 120
11	20030123	LOWER LIFT ARM BRACE 105/120
12	20030124	20120 Upper Lift Arm Brace
13	20030125	LADDER CROSS TUBE 105/120
14	20030130	2085 Long Axle Arm Brace
15	20030131	2085 Short Axle Arm Brace
16	20030136	LADDER ARM 120
17	20030137	LOWER LADDER CROSS 105/120
18	20030138	TRANSPORT BRACE 105/120
19	20030167	AXLE ARM LOWER 105/120 REINFORCED
20	20030168	AXLE ARM UPPER 105/120 REINFORCED
21	20030409	AXLE EXTENDABLE 20105/20120
22	20030501	AXLE EXTENSION W/614 -ORANGE
23	20042093	20 SPOUT BOTTOM COVER
24	24020500	2400 Spout
25	24020501	2400 Hopper
26	24030046	24 SERIES HITCH
27	24042090	S-DR TO HOPPER GUARD
28	24042094	GUARD -ABOVE S-DRIVE
29	24042099	WEATHER GUARD UPPER TRANSITION
30	24042201	24-WEATHER GUARD 5' - 61-1/2"
31	24042202	24-WEATHER GUARD 5' FLR - 61-1/2"
32	24042211	24-WEATHER GUARD 10' - 121-1/2"
33	24070009	HOPPER/SPOUT ROLLER LAGGED
34	240100811	WG ROLLER MOUNT KIT W/ROLLERS
35	P0113007	CARRIAGE BOLT 5/8"X2"PLATED
36	P0113013	CARRIAGE BOLT 7/16"X1" PLATED
37	P0118003	BOLT 1" X 2-1/2" GR8 PLATED
38	P0118004	BOLT 1" X 3" GR8 PLATED
39	P0118008	BOLT 1" X 5" GR8 PLATED
40	P0118131	BOLT 1/4" X 1" GR8 PLATED
41	P0118033	BOLT 1/4" X 3/4" GR8 PLATED
42	P0118101	BOLT 1-1/4"X4-1/2" GR8 PLATED
43	P0115303	CAPSCREW 3/8X1-1/4FLT HD SOCKET PTD
44	P0118013	BOLT 1/2"X1 1/2" GR.8 PLATED
45	P0118077	BOLT 7/16"X1-1/2" GRADE 8 PLATED
46	P0131016	NUT 1/4" PLATED GRADE 8



24105-24510511

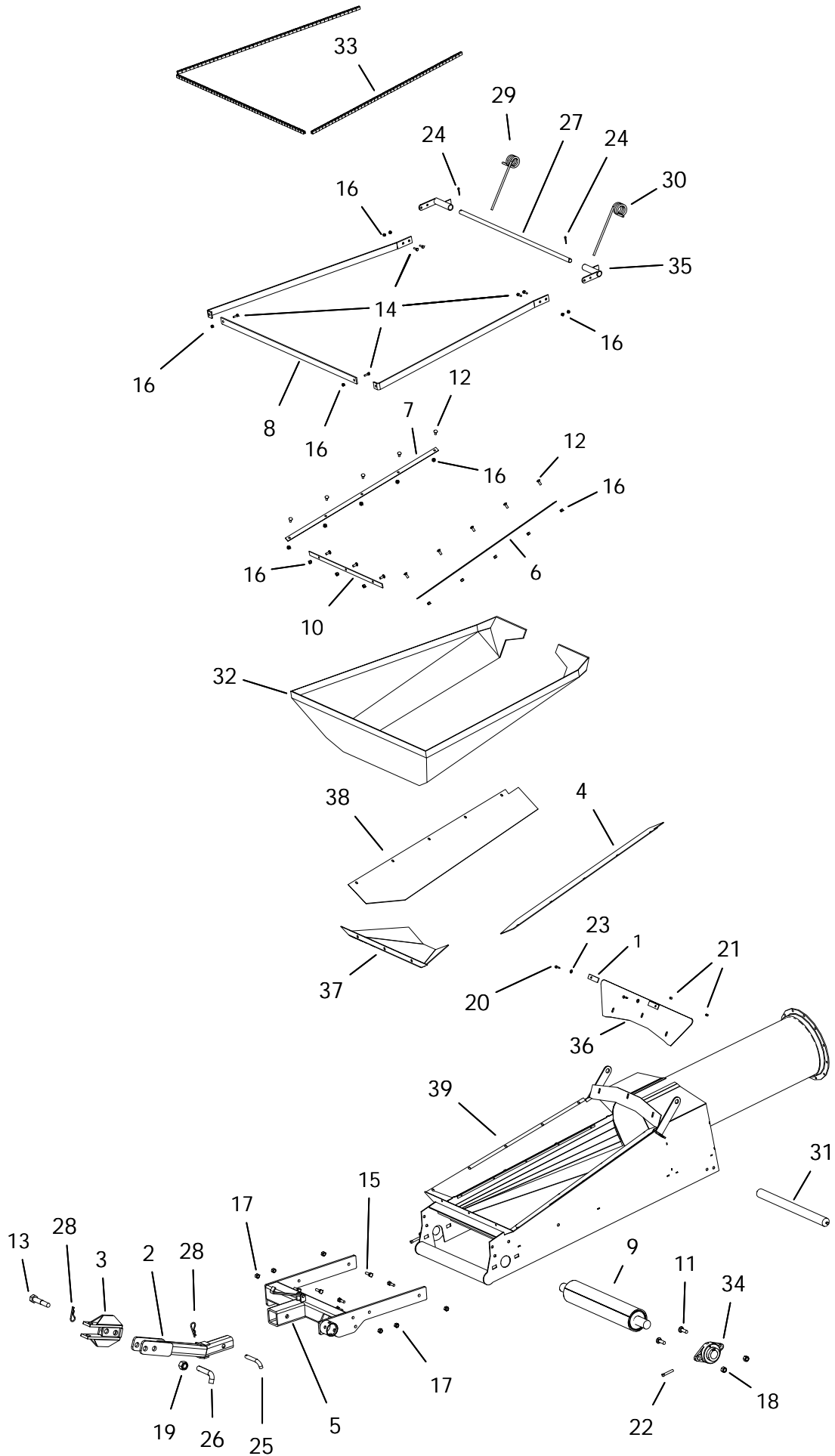
ITEM	PART NO.	DESCRIPTION
47	P0134026	LOCKNUT-NYLON-3/8" GRADE 8
48	P0134007	LOCKNUT-NYLON-7/16"
49	P0134008	LOCKNUT-NYLON-1/2"
50	P01340101	LOCKNUT-NYLON-5/8" GRADE 8
51	P0134030	LOCKNUT-NYLON-1" GRADE 8
52	P0134031	LOCKNUT-NYLON-1-1/4" GRADE 8
53	P0141003	TEK SCREW 1/4"X1-1/2" HEX WASHER
54	P0145002	SET SCREW-7/16"X2-1/2"SQ.HD.
55	P0151006	FLAT WASHER 1/4"PLATED USS
56	P0151031	FLAT WASHER 1"PLATED USS
57	P0152004	LOCK WASHER 1/4"PLATED
58	P0162002	Pin Hitch 3/4 x 3 1/2
59	P0162003	HITCH PIN 1" X 3-1/2" PLATED
60	P0162009	HITCH PIN 3/8 X 4-5/16
61	P0163001	HAIR PIN 3/16" X 3-1/4"
62	P0163011	HAIR PIN 5/32X2-15/16 (66326)
63	P0183016	U-BOLT 8"X3-1/2" (1") PTD
64	P0183017	U-BOLT 5"X2"(1/2)PTD
65	P0183021	3/8" EYE BOLT ASM
66	P0616304	TIRE ASM -6BLT 12.5LX16 LRG
67	P0712109	CABLE CLAMP-3/8"
68	P0814036	HYD CYL 4 X 36
69	P1010002	BI-MOUNT PLATE CAST
70	P1011008	JACK-15000LB
71	P1021011	ROLLER HEX 25"
72	P1212402	HOOD-ROUND 24 SERIES
73	P1711003	FLANGE UNIT-1-15/16"-SAFL210-31
74	20010105	HIGH CABLE BRIDGE
75	P0711110	CABLE-3/8" (78')
76	P0711112	CABLE-3/8" (136')
77	P0711114	CABLE-3/8" (173.5')
78	24571051	24105 221' 2"
79	P2227989	MANUAL HOLDER AND LID



S-DRIVE (24590020)

ITEM	PART NO.	DESCRIPTION
1	15062010	PINCH PIPE
2	20042070	S-DRIVE TAKEUP GUARD
3	20060501	S-DRIVE TAKEUP BRACKET
4	20060502	DRIVE ROLLER COVER LH
5	20060504	PRETENSIONER
6	20060507	Pinch Tighener Plate
7	20060514	DRIVE ROLLER COVER RH
8	24040001	S-DRIVE BOTTOM GUARD
9	24060500	24 SERIES S-DRIVE
10	24070005	ROLLER 10-1/2" W/1-15/16 SHAFT
11	24070508	PINCH SD TAKE-UP ROLLER
12	24070509	S-DRIVE PINCH ROLLER
13	P0113000	SPRING TENSION BOLT
14	P0113004	CARRIAGE BOLT 1/2"X1-1/2"PLATED
15	P0113007	CARRIAGE BOLT 5/8"X2"PLATED
16	P0118033	BOLT 1/4" X 3/4" GR8 PLATED
17	P0118046	BOLT 3/8" X 1" GR8 PLATED
18	P0131016	NUT 1/4" PLATED GRADE 8
19	P0131019	NUT 3/4" PLATED GRADE 8
20	P0131021	NUT 1" PLATED GRADE 8
21	P0134026	LOCKNUT-NYLON-3/8" GRADE 8
22	P0134008	LOCKNUT-NYLON-1/2"
23	P01340101	LOCKNUT-NYLON-5/8" GRADE 8
24	P0151006	FLAT WASHER 1/4"PLATED USS
25	P0151031	FLAT WASHER 1"PLATED USS
26	P0152004	LOCK WASHER 1/4"PLATED
27	P0511008	SPRING-LD-1300 SERIES
28	P0511010	SPRING-COMP-1.46"X16.5" (1.05"DIA)
29	P0820129	BUSHING BRASS FLANGED
30	P1210103	PINCH SLIDE PLATE (POLY)
31	P1711005	FLANGE UNIT-1-1/4"-PREMIUM
32	P1711006	FLANGE UNIT-1-15/16"-PREMIUM
33	P1721004	TAKE-UP UNIT-1-1/2"-PREMIUM
34	P2520006	20 S-DRIVE TIGHTENER BOLT
35	P20324001	S-DRIVE RETURN ROLLER
36	P0351010	MACHINERY BUSHING 7/8" MEDIUM (NOT SHOWN)

HOPPER (2455580X)

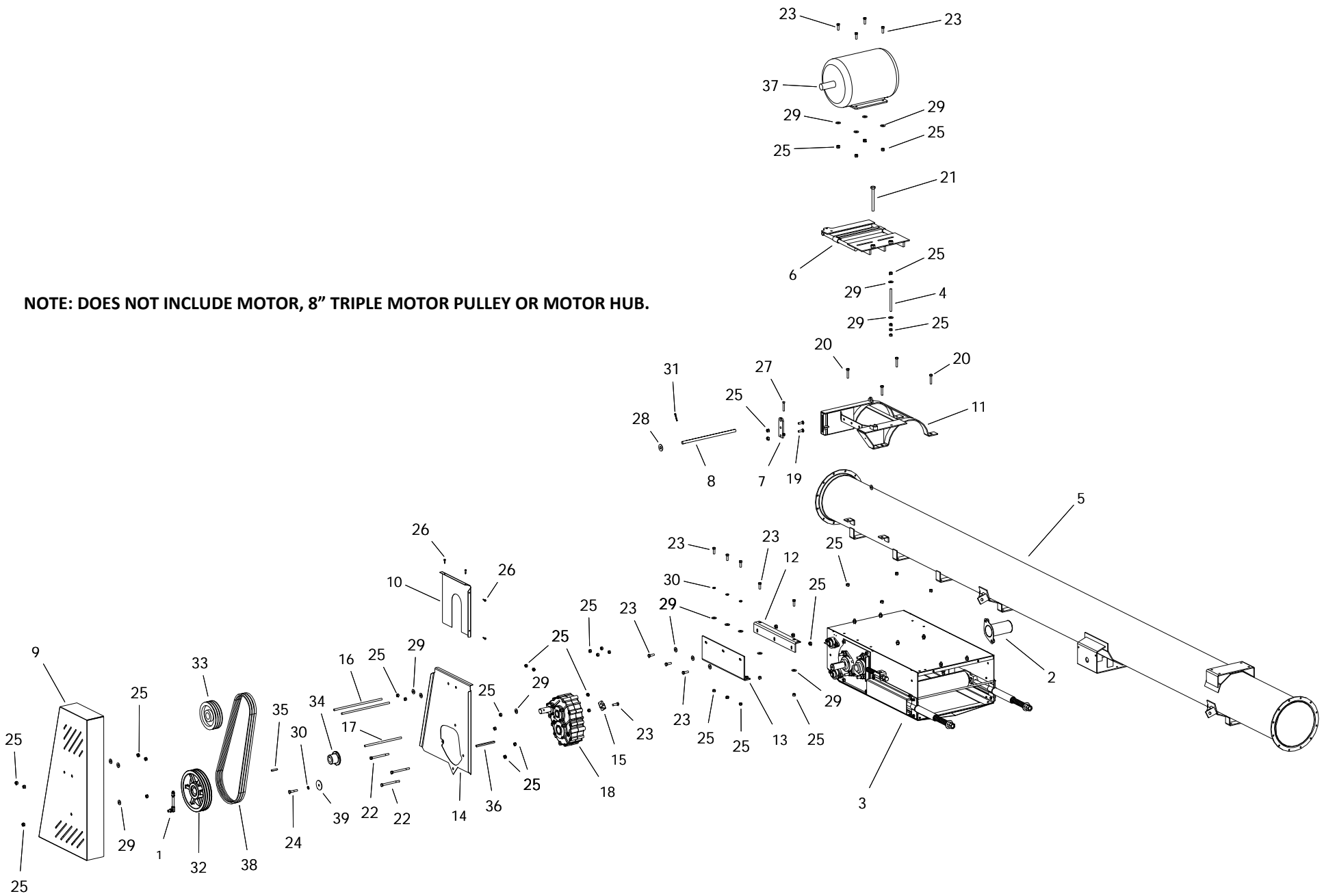


HOPPER (2455580X)

ITEM	PART NO.	DESCRIPTION
1	13052005	Lower Cloth Frame (back) (1300 new)
2	20030016	Tongue
3	20030017	CLEVIS
4	P19249003	24" HOPPER SIDE FLASING LEFT
5	24030046	24 SERIES HITCH
6	24052002	LOWER CLOTH FRAME SIDE
7	24052002	LOWER CLOTH FRAME SIDE
8	24052004	UPPER CLOTH FRAME STD (3PC)
9	24070009	HOPPER/SPOUT ROLLER LAGGED
10	24502003	LOWER CLOTH FRAME FRONT
11	P0113007	CARRIAGE BOLT 5/8"X2"PLATED
12	P0116001	ELEVATOR BOLT 1/4"X1-1/4"
13	P0118008	BOLT 1" X 5" GR8 PLATED
14	P0118046	BOLT 3/8" X 1" GR8 PLATED
15	P0118013	BOLT 1/2"X1 1/2" GR.8 PLATED
16	P0131016	NUT 1/4" PLATED GRADE 8
17	P0134008	LOCKNUT-NYLON-1/2"
18	P01340101	LOCKNUT-NYLON-5/8" GRADE 8
19	P0134030	LOCKNUT-NYLON-1" GRADE 8
20	P0141002	TEK SCREW 1/4"X1"
21	P0145001	VINYL SCREW CAP
22	P0145002	SET SCREW-7/16"X2-1/2"SQ.HD.
23	P0151006	FLAT WASHER 1/4"PLATED USS
24	P0161003	COTTER PIN 3/16"X1-1/2"PLATED
25	P0162002	Pin Hitch 3/4 x 3 1/2
26	P0162003	HITCH PIN 1" X 3-1/2" PLATED
27	P0162008	HOPPER PIVOT SHAFT-20/24 (rev1)
28	P0163001	HAIR PIN 3/16" X 3-1/4"
29	P0521005	HOPPER SPRING-R-.437
30	P0521006	HOPPER SPRING-L-.437
31	P1021011	ROLLER HEX 25"
32	P1621019	HOPPER CANVAS-24 CONV
33	P1641015	TRIM LOCK
34	P1711006	FLANGE UNIT-1-15/16"-PREMIUM
35	P2515017	PIVOT SHAFT BRACKET
36	P11240047	24 HOPPER SHIELD WIDE
37	P19249001	24" HOPPER FRONT FLASHING
38	P19249002	24" HOPPER SIDE FLASING RIGHT
39	24020501	2400 Hopper

24 ELECTRIC GEARBOX DRIVE KIT - 205 (24593000)

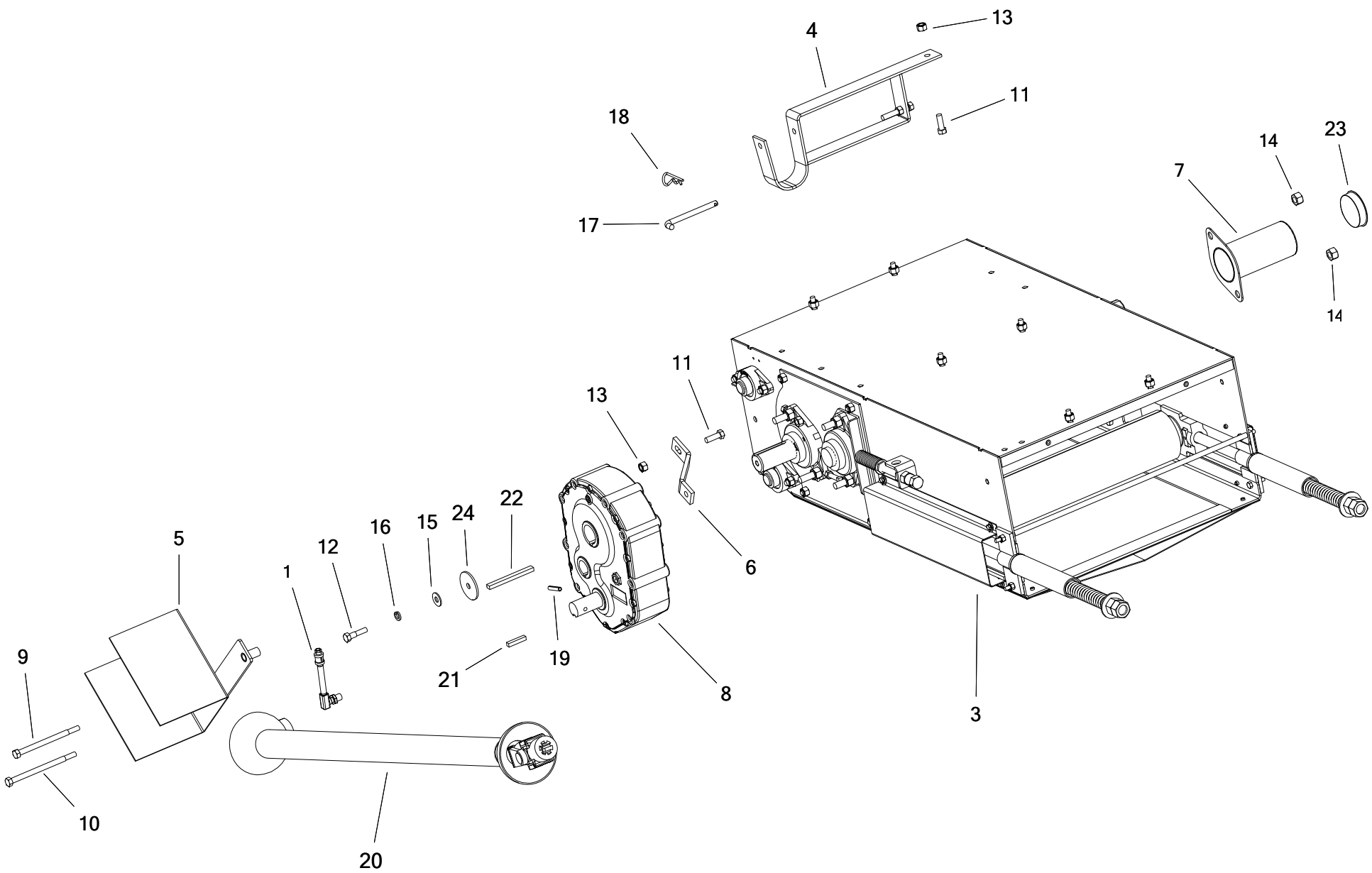
NOTE: DOES NOT INCLUDE MOTOR, 8" TRIPLE MOTOR PULLEY OR MOTOR HUB.



24 ELECTRIC GEARBOX DRIVE KIT - 205 (24593000)

ITEM	PART NO.	DESCRIPTION
1	01010001	BREATHER -M590 GB
2	2400035X	SHAFT GUARD FL-210 ASSY KIT
3	24590020	S-DRIVE ASM W/PINCH
4	13102055	TAB ADJUSTER ROD-1/2" X 7"
5	20020507	CENTER 20' -LOWER SUSP BRKT
6	20060027	ELECTRIC MOTOR MOUNT PLATE
7	20060040	ELECTRIC MOUNT ADJUSTER
8	20060055	ELECTRIC MOTOR MOUNT PIN-HD
9	24040012	24 ELEC PULLEY GUARD
10	24040013	24 ELEC PULLEY GUARD BACK
11	24060005	24 ELECTRIC OFFSET MOTOR CLAMP
12	24061016	24 ELEC OFFSET CLAMP SUPPORT TOP
13	24061017	24 ELEC OFFSET CLAMP SUPPORT BOTTOM
14	24061018	24 ELECTRIC BACK PLATE PINCH
15	24062178	24 ELEC GEARBOX STABILIZER
16	24062180	ADJUSTER ROD 1/2" X 17"
17	24062181	ADJUSTER ROD 1/2" X 13"
18	24591001	GBOX 6:1 CW/CW 1-15/16 W/OIL
19	P0113004	CARRIAGE BOLT 1/2"X1-1/2"PLATED
20	P0114005	TAP BOLT 1/2 X 2-1/2 GR.8 PLATED
21	P0114007	TAP BOLT 3/4 X 7 PLATED
22	P0118023	BOLT 1/2" X 6" GR8 PLATED
23	P0118013	BOLT 1/2"X1 1/2" GR.8 PLATED
24	P0118017	BOLT 1/2"X2-1/2"GRADE 8 PLATED
25	P0134008	LOCKNUT-NYLON-1/2"
26	P0141002	TEK SCREW 1/4"X1"
27	P0145002	SET SCREW-7/16"X2-1/2"SQ.HD.
28	P0151015	FLAT WASHER 3/4"PLATED USS
29	P0151029	FLAT WASHER 1/2"PLATED USS
30	P0152008	LOCK WASHER 1/2"PLATED
31	P0161001	Cotter Pin 1/4 x 2
32	P0328095	PULLEY-TRIPLE 3B124SK
33	P0328095	PULLEY-TRIPLE 3B124SK
34	P0341924	HUB SK 1-1/2
35	P0391002	KEY 3/8" X 2" LONG
36	P0391006	KEY 3/8 X 1/2 X 6-1/2 LONG
37	P0931005	MOTOR 10HP 3PH 230/460V 1740RPM
38	P03210388	BELT 3RB88 BANDED
39	P11130185	AXLE END CAP

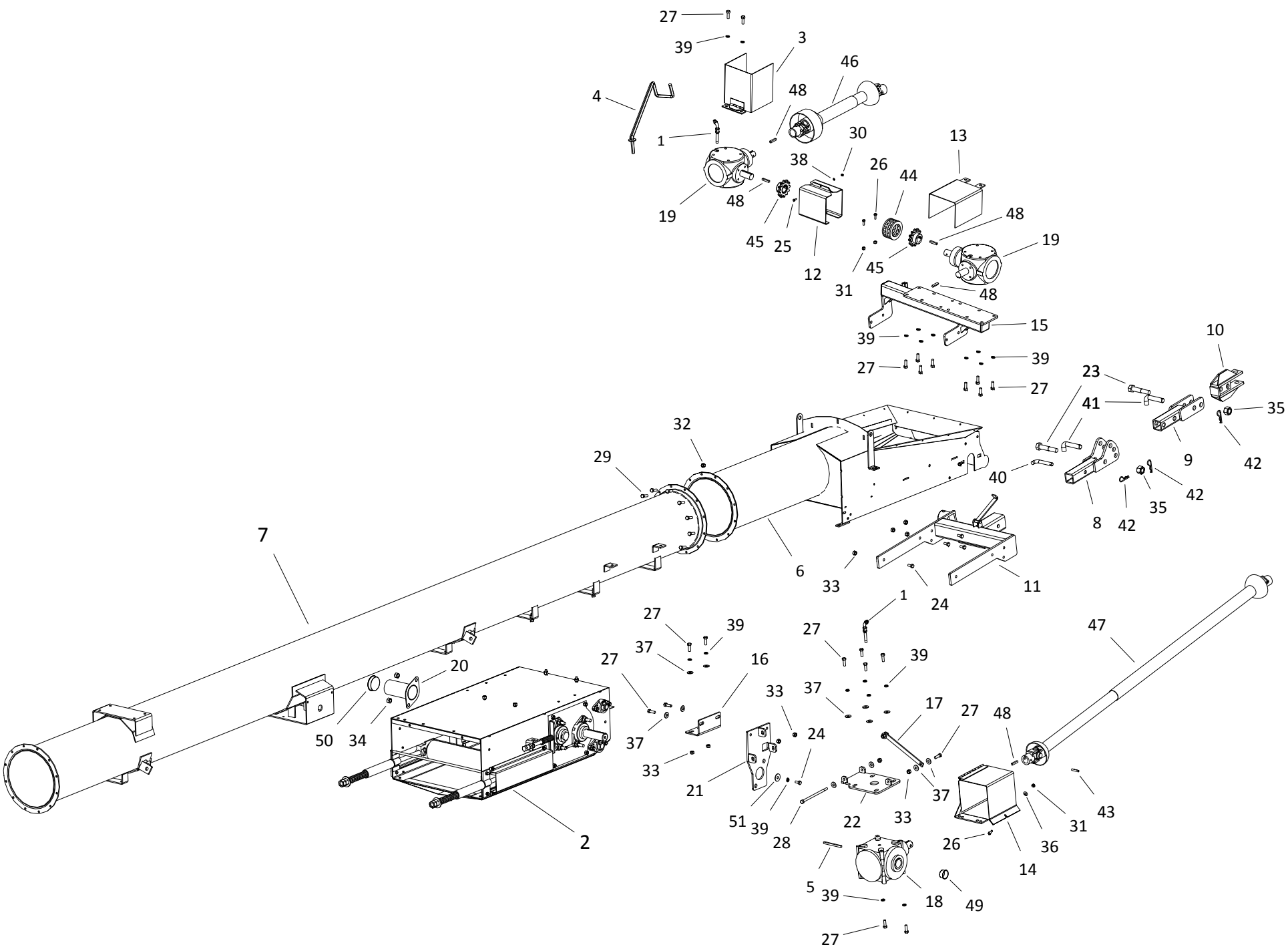
24 SIDE PTO GEARBX DRVE KIT -W_ PINCH (24592200)



24 SIDE PTO GEARBX DRIVE KIT -W_PINCH (24592200)

ITEM	PART NO.	DESCRIPTION
1	01010001	BREATHER -M590 GB
3	24590020	S-DRIVE ASM W/PINCH
4	20040009	PTO CRADLE EXTENDED
5	20040017	PTO GUARD M590 MOUNT
6	20062178	GEARBOX STABILIZER
7	24041038	SHAFT GUARD(FL-210)
8	24591000	GEARBOX 2:1 CW/CW 1-15/16 M590A
9	P0118096	BOLT 1/2" X 7" GR8 PLATED
10	P0118097	BOLT 1/2" X 7-1/2" GR8 PLATED
11	P0118013	BOLT 1/2"X1 1/2" GR.8 PLATED
12	P0118016	BOLT 1/2" X 2" GR8 PLATED
13	P0134008	LOCKNUT-NYLON-1/2"
14	P01340101	LOCKNUT-NYLON-5/8" GRADE 8
15	P0151029	FLAT WASHER 1/2"PLATED USS
16	P0152008	LOCK WASHER 1/2"PLATED
17	P0162004	HITCH PIN 1/2" X 5" PLATED
18	P0163001	HAIR PIN 3/16" X 3-1/4"
19	P0167002	SPRING PIN 3/8" X 2"
20	P0381010	PTO SHAFT-1-1/2"X75" (HEAVY)
21	P0391002	KEY 3/8" X 2" LONG
22	P0391008	KEY 3/8"x1/2"x5-1/8"
23	P1210033	501 SHAFT GUARD PLUG
24	P11130185	AXLE END CAP

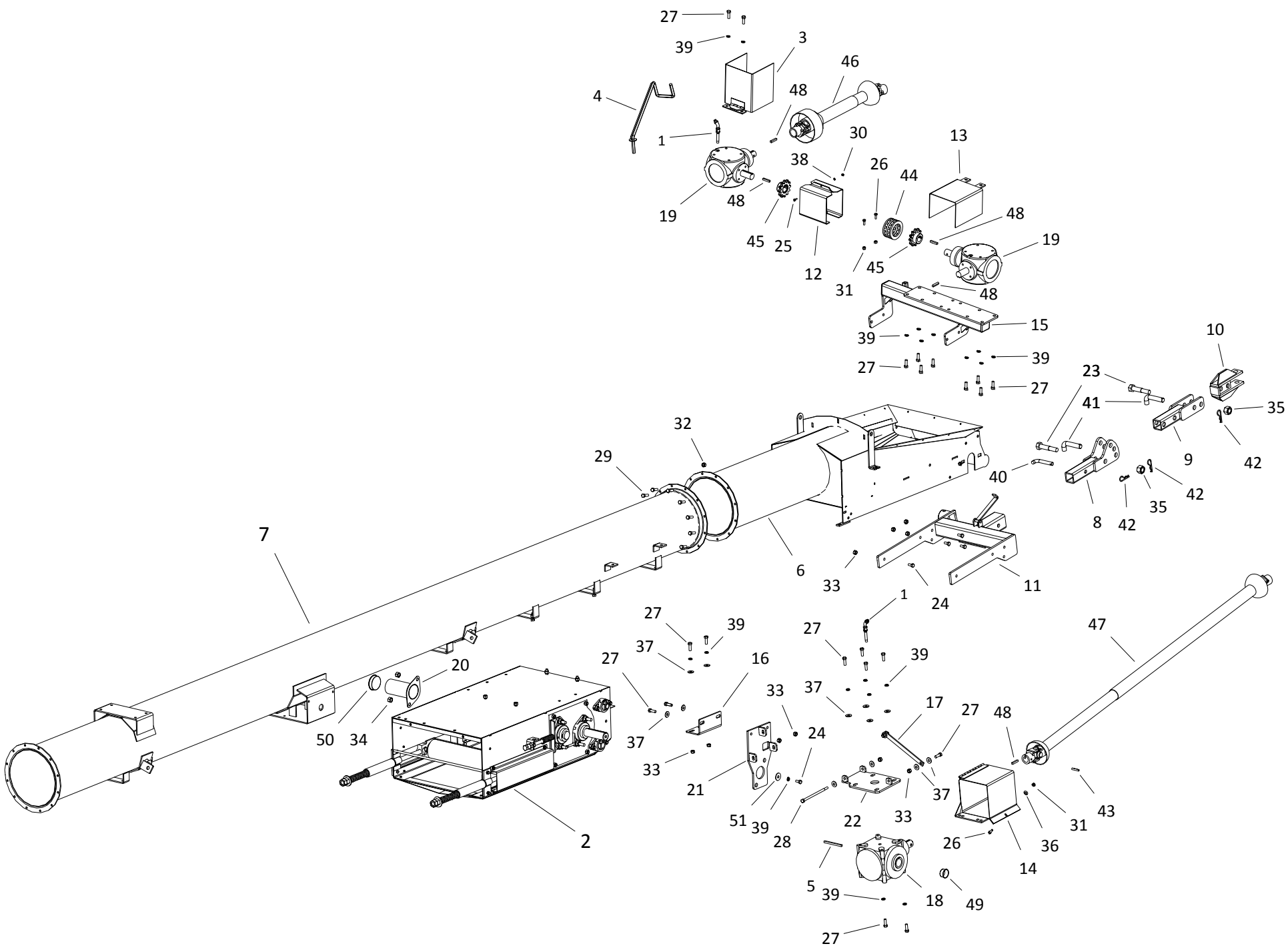
FRONT DRIVE PTO KIT 24-SERIES (24592230)



FRONT DRIVE PTO KIT 24-SERIES (24592230)

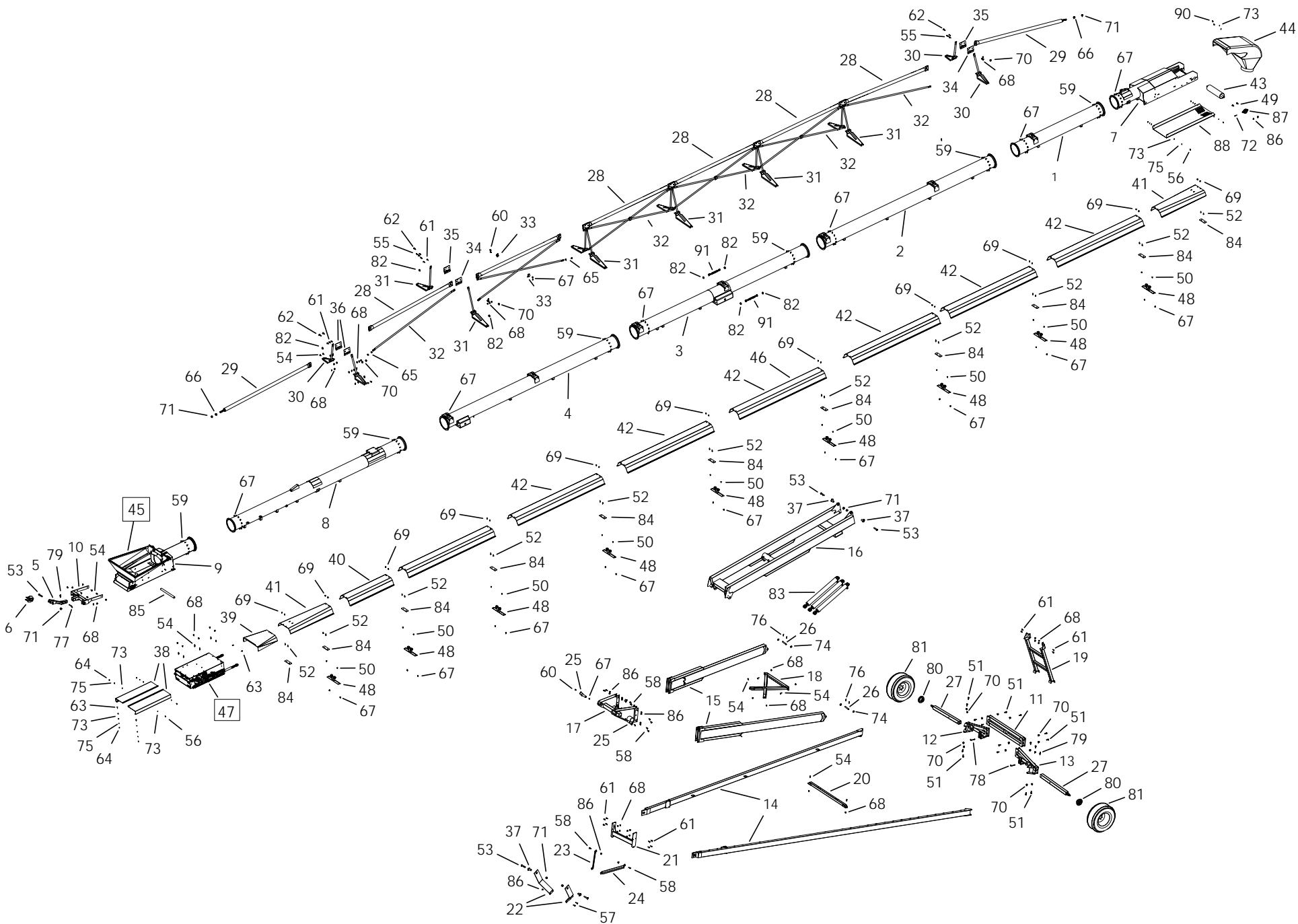
ITEM	PART NO.	DESCRIPTION
1	01010002	BREATHER -SWING AWAY
2	24590020	S-DRIVE ASM W/PINCH
3	13040011	PTO GUARD SWING
4	13090019	SWING PTO CRADLE
5	13202124	KEY 3/8" X 5.25" LONG
6	24020501	2400 Hopper
7	20020507	CENTER 20' -LOWER SUSP BRKT
8	20030004	20 SWING ADJUSTABLE TONGUE
9	20030005	20 ADJUSTABLE CLEVIS
10	20030017	CLEVIS
11	20030046	HITCH
12	20040004	SWING S-DRIVE COUPLING GUARD (HALF)
13	20040006	5190 GEARBOX GUARD
14	20040008	GUARD 6190GB FLIP-UP
15	24090067	GEARBOX MOUNT PLATFORM
16	20090071	GEARBOX MOUNT ANGLE BRKT
17	20092097	SWING 6190 GBOX SIDE MT (LINK ARM)
18	20591001	GBOX 90 1.85:1 1-15/16 6190 W/OIL
19	20591002	GBOX 90 1:1 CW/CW 1-1/2 5190 W/OIL
20	24041038	SHAFT GUARD(FL-210)
21	200900701	SWING 6190 GBOX SIDE MT (SD)
22	200900702	SWING 6190 GBOX SIDE MT (GBOX)
23	P0118008	BOLT 1" X 5" GR8 PLATED
24	P0118012	BOLT 1/2" X 1" GR8 PLATED
25	P0118033	BOLT 1/4" X 3/4" GR8 PLATED
26	P0118046	BOLT 3/8" X 1" GR8 PLATED
27	P0118013	BOLT 1/2"X1 1/2" GR.8 PLATED
28	P0118025	BOLT 1/2" X 9" GR8 PLATED
29	P0118077	BOLT 7/16"X1-1/2" GRADE 8 PLATED
30	P0134023	LOCKNUT-NYLON-1/4" GR8
31	P0134026	LOCKNUT-NYLON-3/8" GRADE 8
32	P0134007	LOCKNUT-NYLON-7/16"
33	P0134008	LOCKNUT-NYLON-1/2"
34	P01340101	LOCKNUT-NYLON-5/8" GRADE 8
35	P0134030	LOCKNUT-NYLON-1" GRADE 8
36	P0151009	FLAT WASHER 3/8"PLATED USS
37	P0151029	FLAT WASHER 1/2"PLATED USS
38	P0152004	LOCK WASHER 1/4"PLATED
39	P0152008	LOCK WASHER 1/2"PLATED
40	P0162002	Pin Hitch 3/4 x 3 1/2
41	P0162003	HITCH PIN 1" X 3-1/2" PLATED
42	P0163001	HAIR PIN 3/16" X 3-1/4"
43	P0167004	SPRING PIN 3/8"X3"
44	P0311003	CHAIN FOR DRIVE(80-2RX12+CL)
45	P0338122	SPROCKET-H80B12 X 1-1/2
46	P0381002	CV SHAFT-2000 SERIES

FRONT DRIVE PTO KIT 24-SERIES (24592230)



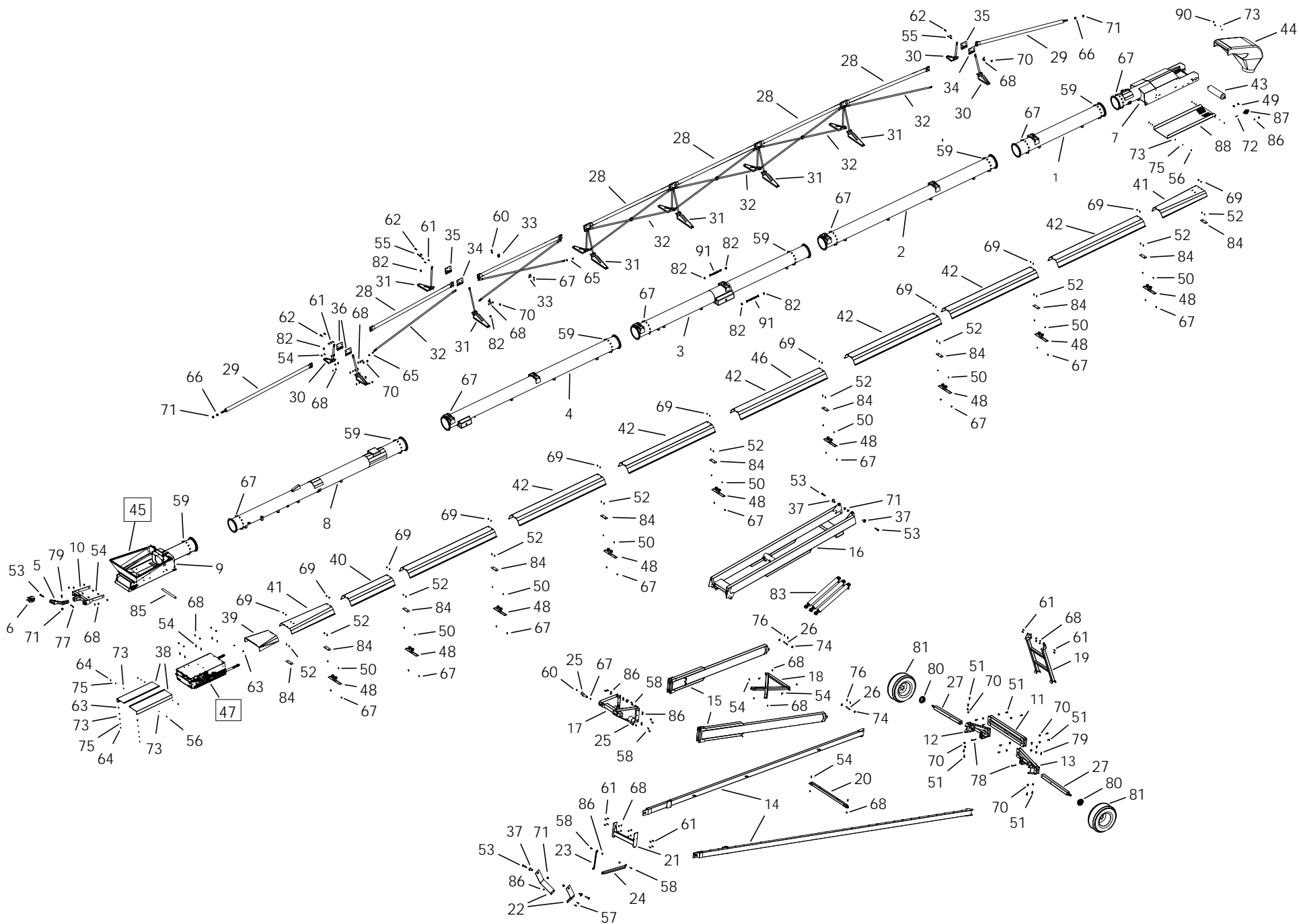
FRONT DRIVE PTO KIT 24-SERIES (24592230)

ITEM	PART NO.	DESCRIPTION
47	P0381028	PTO SHAFT-1-1/2" BOTH ENDS-105"-35
48	P0391002	KEY 3/8" X 2" LONG
49	P1210025	GEARBOX PLUG 2"
50	P1210033	501 SHAFT GUARD PLUG
51	P11240130	KEY RETAINER



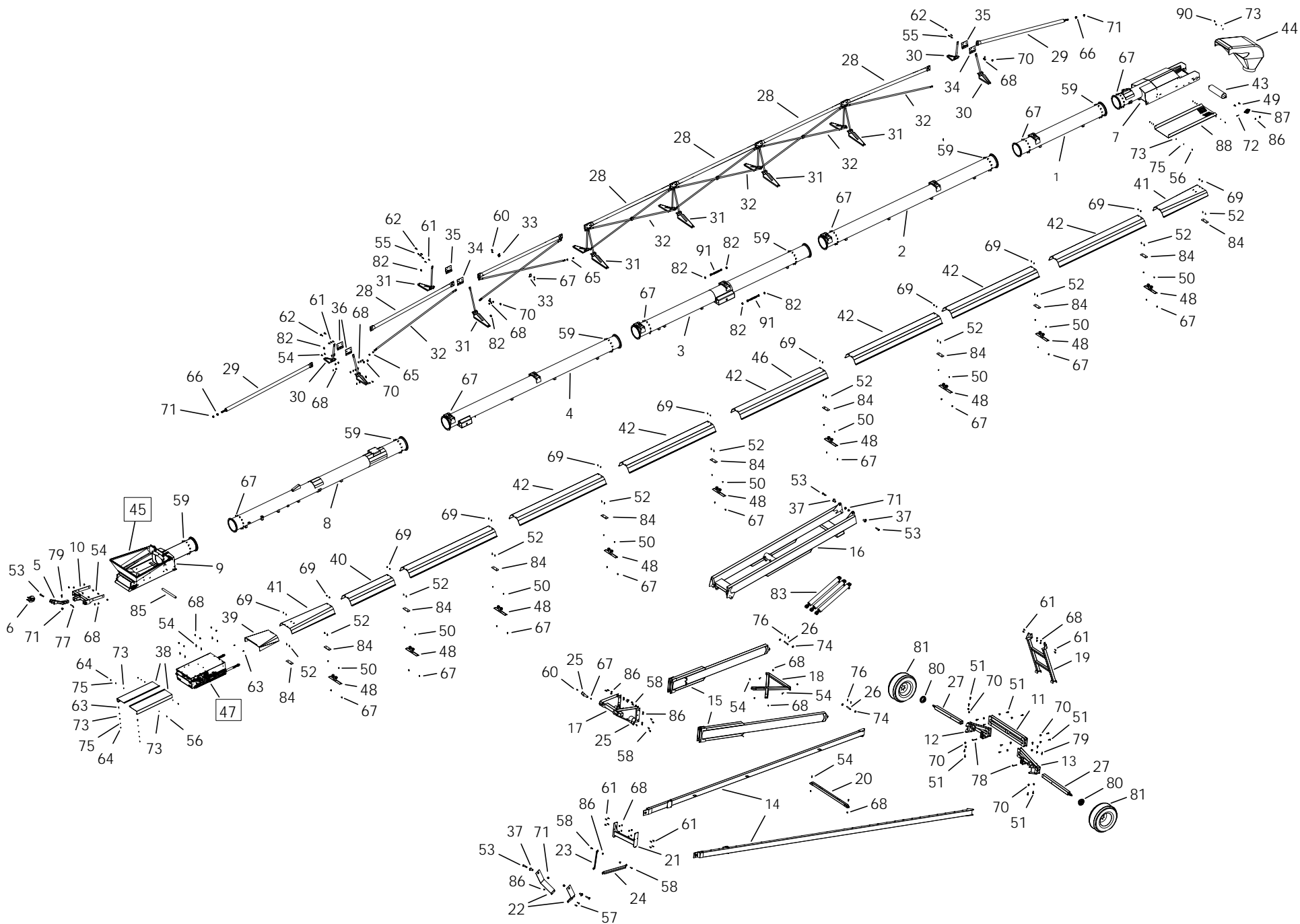
24105-24510512

ITEM	PART NO.	DESCRIPTION
1	20020151	CENTER 10' -20105 W/MOUNTS
2	20020152	CENTER 20' -20/24105+ W/MOUNTS
3	20020153	CENTER 20' -20/24105+ UP SUSP BKT
4	20020155	CENTER 20' -20/24105 LOWER SUSP BRT
5	20030016	Tongue
6	20030017	CLEVIS
7	24020154	SPOUT-24105 W/ANCHOR
8	24020156	CENTER 20' -24105 S-DRIVE BRT
9	24020501	2400 Hopper
10	24030046	24 SERIES HITCH
11	24030200	20/24105+ AXLE-CENTER SECTION
12	24030201	20/24105+ AXLE END - LH
13	24030202	20/24105+ AXLE END - RH
14	24030204	20/24105+ LOWER AXLE ARM WELD'T
15	24030205	20/24105+ LOWER SCISSOR ARM
16	24030206	20/24105+ UPPER SCISSOR WELD'T
17	24030207	20/24105+ BOWTIE WELDMENT
18	24030208	20/24105+ BOWTIE CROSSBRACE
19	24030209	20/24105+ TRANSPORT BRACE WELD'T
20	24030210	20/24105+ SCISSOR REST
21	24030211	20/24105+ STIFFENER CROSS BRACE
22	24030212	20/24105+ STIFFENER BRKT WELD'T
23	24030213	20/24105+ STIFFENER BRACE LH
24	24030214	20/24105+ STIFFENER BRACE RH
25	24030218	20/24 SCISSOR PIN WELD'T
26	24030219	LOWER SCISSOR ATTACH PIN
27	24030223	20/24105+ AXLE EXTENSION
28	24032338	20/24 TRUSS TUBE WELD'T
29	24032340	20/24 LONG ADJUST TUBE
30	24032343	20/24 LOW TRUSS TOWER WELD'T
31	24032346	20/24 HIGH TRUSS WELD'T
32	24032351	TRUSS CROSS BRACE, LONG
33	24032352	BRACE CLAMP
34	24032353	JOINER PLATE 1
35	24032354	JOINER PLATE 2
36	24032355	END JOINER PLATE
37	24032362	BOLTED 20105+ TUBE FRAME PIN
38	24042090	S-DR TO HOPPER GUARD
39	24042094	GUARD -ABOVE S-DRIVE
40	24042201	24-WEATHER GUARD 5' - 61-1/2"
41	24042202	24-WEATHER GUARD 5' FLR - 61-1/2"
42	24042211	24-WEATHER GUARD 10' - 121-1/2"
43	24070009	HOPPER/SPOUT ROLLER LAGGED
44	24554210	
45	24555800	HOPPER -COLLAPSABLE
46	24571050	



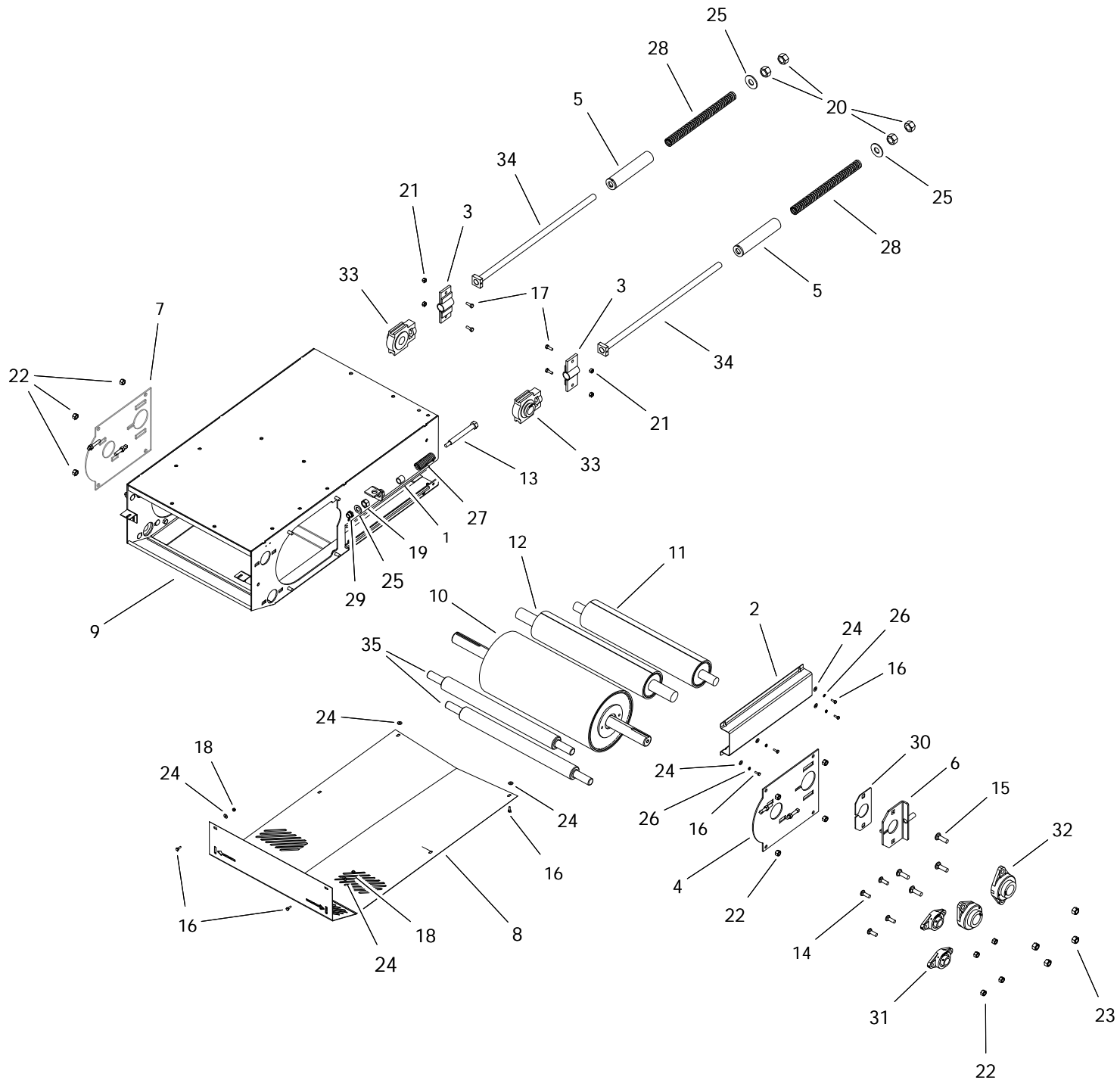
24105-24510512

ITEM	PART NO.	DESCRIPTION
47	24590020	S-DRIVE ASM W/PINCH
48	240100811	WG ROLLER MOUNT KIT W/ROLLERS
49	P0113007	CARRIAGE BOLT 5/8"X2"PLATED
50	P0113013	CARRIAGE BOLT 7/16"X1" PLATED
51	P0115111	BOLT 3/4" X 2" GR8 PLATED
52	P0115303	CAPSCREW 3/8X1-1/4FLT HD SOCKET PTD
53	P0118008	BOLT 1" X 5" GR8 PLATED
54	P0118013	BOLT 1/2"X1 1/2" GR.8 PLATED
55	P0118016	BOLT 1/2" X 2" GR8 PLATED
56	P0118033	BOLT 1/4" X 3/4" GR8 PLATED
57	P0118070	BOLT 5/8" X 2-1/2" GR8 PLATED
58	P0118071	BOLT 5/8" X 2" GR8 PLATED
59	P0118076	BOLT 7/16"X1" GRADE 8 PLATED
60	P0118077	BOLT 7/16"X1-1/2" GRADE 8 PLATED
61	P0118090	BOLT 1/2" X 1-3/4" GR8 PLATED
62	P0118093	BOLT 3/4" X 2-1/2" GR8 PLATED
63	P0118131	BOLT 1/4" X 1" GR8 PLATED
64	P0131016	NUT 1/4" PLATED GRADE 8
65	P0131019	NUT 3/4" PLATED GRADE 8
66	P0131021	NUT 1" PLATED GRADE 8
67	P0134007	LOCKNUT-NYLON-7/16"
68	P0134008	LOCKNUT-NYLON-1/2"
69	P0134026	LOCKNUT-NYLON-3/8" GRADE 8
70	P0134029	LOCKNUT-NYLON-3/4" GRADE 8
71	P0134030	LOCKNUT-NYLON-1" GRADE 8
72	P0145002	SET SCREW-7/16"X2-1/2"SQ.HD.
73	P0151006	FLAT WASHER 1/4"PLATED USS
74	P0151027	FLAT WASHER 1"SAE
75	P0152004	LOCK WASHER 1/4"PLATED
76	P0161001	Cotter Pin 1/4 x 2
77	P0162002	Pin Hitch 3/4 x 3 1/2
78	P0162004	HITCH PIN 1/2" X 5" PLATED
79	P0163001	HAIR PIN 3/16" X 3-1/4"
80	P0616102	HUB-HA614-6 BOLT C/W BEARINGS
81	P0616304	TIRE ASM -6BLT 12.5LX16 LRG
82	P0712106	CABLE CLAMP-1/2" GALV.
83	P0814540	HYD CYL-4-1/2X40
84	P1010002	BI-MOUNT PLATE CAST
85	P1021011	ROLLER HEX 25"
86	P01340101	LOCKNUT-NYLON-5/8" GRADE 8
87	P1711006	FLANGE UNIT-1-15/16"-PREMIUM
88	P11240162	
90	P0141003	TEK SCREW 1/4"X1-1/2" HEX WASHER
91	P0182101	TURNBUCKLE 5/8" X 6"STUB
92	P302000051	HOLDER, MANUAL, W/CAP P/N 29775 (NOT SHOWN)
93	P0711126	CABLE-1/2" (96') (NOT SHOWN)



24105-24510512

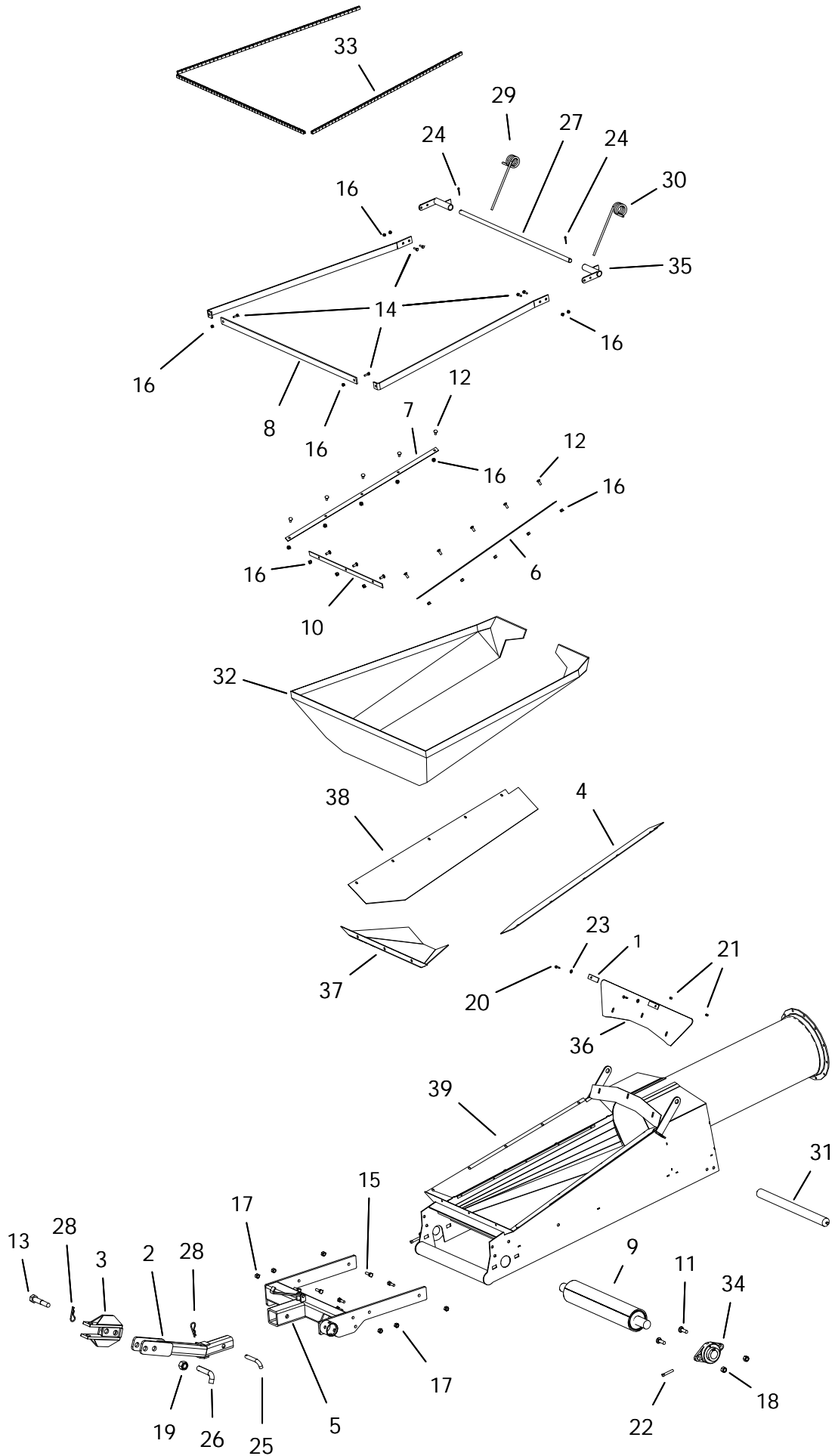
ITEM	PART NO.	DESCRIPTION
94	P0711125	CABLE-1/2" (76') (NOT SHOWN)
95	24570013	



S-DRIVE (24590020)

ITEM	PART NO.	DESCRIPTION
1	15062010	PINCH PIPE
2	20042070	S-DRIVE TAKEUP GUARD
3	20060501	S-DRIVE TAKEUP BRACKET
4	20060502	DRIVE ROLLER COVER LH
5	20060504	PRETENSIONER
6	20060507	Pinch Tighener Plate
7	20060514	DRIVE ROLLER COVER RH
8	24040001	S-DRIVE BOTTOM GUARD
9	24060500	24 SERIES S-DRIVE
10	24070005	ROLLER 10-1/2" W/1-15/16 SHAFT
11	24070508	PINCH SD TAKE-UP ROLLER
12	24070509	S-DRIVE PINCH ROLLER
13	P0113000	SPRING TENSION BOLT
14	P0113004	CARRIAGE BOLT 1/2"X1-1/2"PLATED
15	P0113007	CARRIAGE BOLT 5/8"X2"PLATED
16	P0118033	BOLT 1/4" X 3/4" GR8 PLATED
17	P0118046	BOLT 3/8" X 1" GR8 PLATED
18	P0131016	NUT 1/4" PLATED GRADE 8
19	P0131019	NUT 3/4" PLATED GRADE 8
20	P0131021	NUT 1" PLATED GRADE 8
21	P0134026	LOCKNUT-NYLON-3/8" GRADE 8
22	P0134008	LOCKNUT-NYLON-1/2"
23	P01340101	LOCKNUT-NYLON-5/8" GRADE 8
24	P0151006	FLAT WASHER 1/4"PLATED USS
25	P0151031	FLAT WASHER 1"PLATED USS
26	P0152004	LOCK WASHER 1/4"PLATED
27	P0511008	SPRING-LD-1300 SERIES
28	P0511010	SPRING-COMP-1.46"X16.5" (1.05"DIA)
29	P0820129	BUSHING BRASS FLANGED
30	P1210103	PINCH SLIDE PLATE (POLY)
31	P1711005	FLANGE UNIT-1-1/4"-PREMIUM
32	P1711006	FLANGE UNIT-1-15/16"-PREMIUM
33	P1721004	TAKE-UP UNIT-1-1/2"-PREMIUM
34	P2520006	20 S-DRIVE TIGHTENER BOLT
35	P20324001	S-DRIVE RETURN ROLLER
36	P0351010	MACHINERY BUSHING 7/8" MEDIUM (NOT SHOWN)

HOPPER (2455580X)

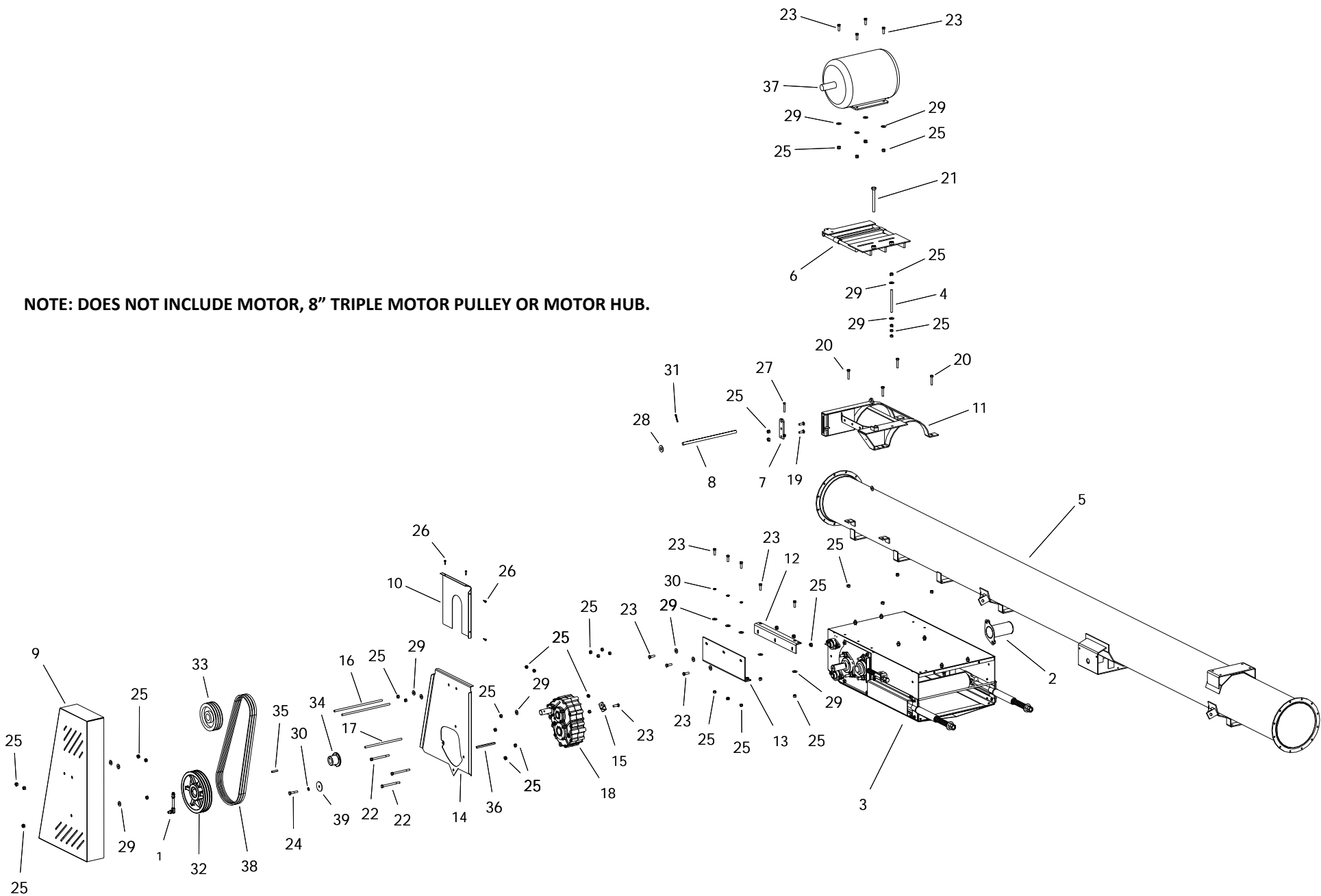


HOPPER (2455580X)

ITEM	PART NO.	DESCRIPTION
1	13052005	Lower Cloth Frame (back) (1300 new)
2	20030016	Tongue
3	20030017	CLEVIS
4	P19249003	24" HOPPER SIDE FLASING LEFT
5	24030046	24 SERIES HITCH
6	24052002	LOWER CLOTH FRAME SIDE
7	24052002	LOWER CLOTH FRAME SIDE
8	24052004	UPPER CLOTH FRAME STD (3PC)
9	24070009	HOPPER/SPOUT ROLLER LAGGED
10	24502003	LOWER CLOTH FRAME FRONT
11	P0113007	CARRIAGE BOLT 5/8"X2"PLATED
12	P0116001	ELEVATOR BOLT 1/4"X1-1/4"
13	P0118008	BOLT 1" X 5" GR8 PLATED
14	P0118046	BOLT 3/8" X 1" GR8 PLATED
15	P0118013	BOLT 1/2"X1 1/2" GR.8 PLATED
16	P0131016	NUT 1/4" PLATED GRADE 8
17	P0134008	LOCKNUT-NYLON-1/2"
18	P01340101	LOCKNUT-NYLON-5/8" GRADE 8
19	P0134030	LOCKNUT-NYLON-1" GRADE 8
20	P0141002	TEK SCREW 1/4"X1"
21	P0145001	VINYL SCREW CAP
22	P0145002	SET SCREW-7/16"X2-1/2"SQ.HD.
23	P0151006	FLAT WASHER 1/4"PLATED USS
24	P0161003	COTTER PIN 3/16"X1-1/2"PLATED
25	P0162002	Pin Hitch 3/4 x 3 1/2
26	P0162003	HITCH PIN 1" X 3-1/2" PLATED
27	P0162008	HOPPER PIVOT SHAFT-20/24 (rev1)
28	P0163001	HAIR PIN 3/16" X 3-1/4"
29	P0521005	HOPPER SPRING-R-.437
30	P0521006	HOPPER SPRING-L-.437
31	P1021011	ROLLER HEX 25"
32	P1621019	HOPPER CANVAS-24 CONV
33	P1641015	TRIM LOCK
34	P1711006	FLANGE UNIT-1-15/16"-PREMIUM
35	P2515017	PIVOT SHAFT BRACKET
36	P11240047	24 HOPPER SHIELD WIDE
37	P19249001	24" HOPPER FRONT FLASHING
38	P19249002	24" HOPPER SIDE FLASING RIGHT
39	24020501	2400 Hopper

24 ELECTRIC GEARBOX DRIVE KIT - 205 (24593000)

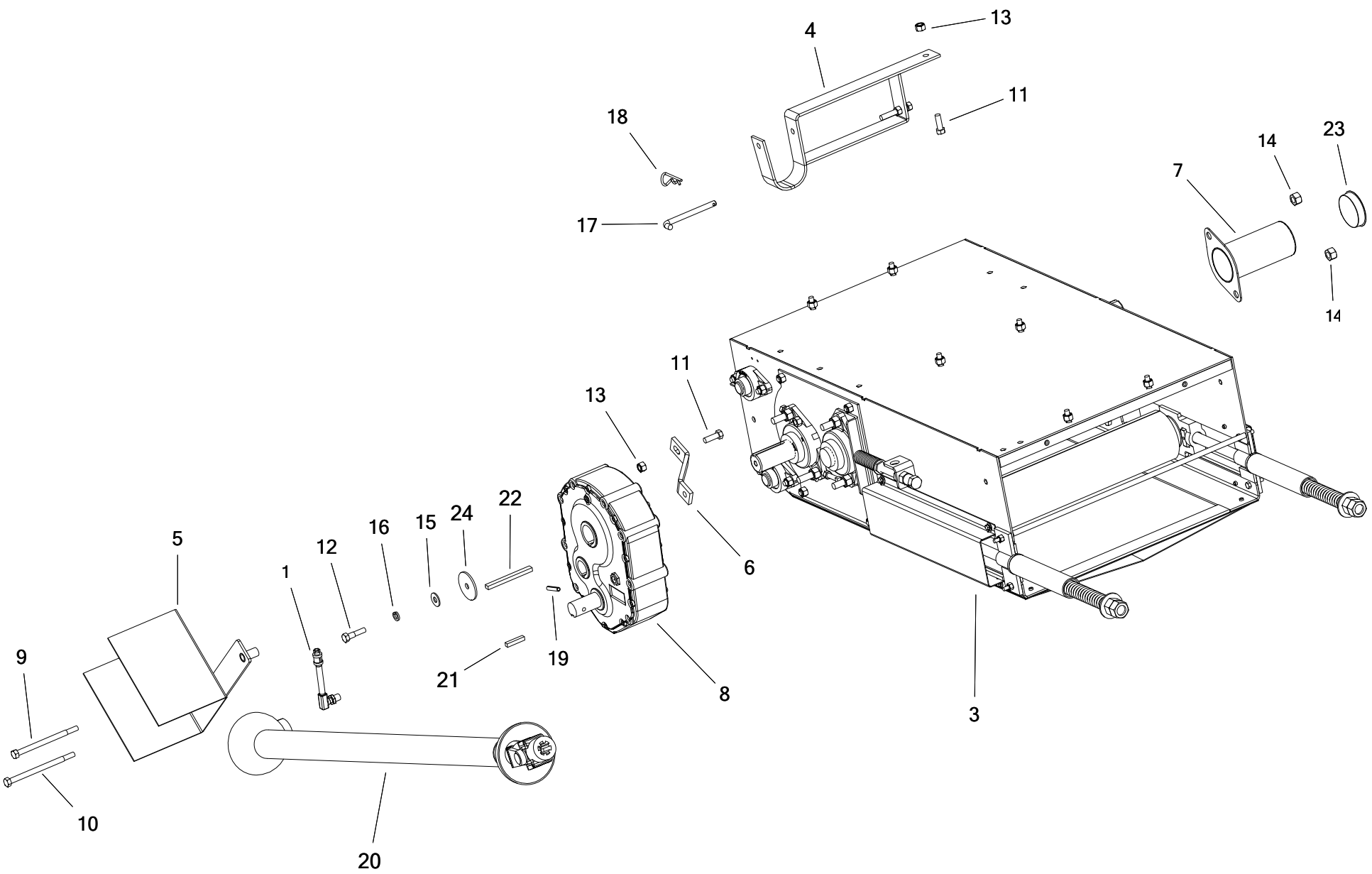
NOTE: DOES NOT INCLUDE MOTOR, 8" TRIPLE MOTOR PULLEY OR MOTOR HUB.



24 ELECTRIC GEARBOX DRIVE KIT - 205 (24593000)

ITEM	PART NO.	DESCRIPTION
1	01010001	BREATHER -M590 GB
2	2400035X	SHAFT GUARD FL-210 ASSY KIT
3	24590020	S-DRIVE ASM W/PINCH
4	13102055	TAB ADJUSTER ROD-1/2" X 7"
5	20020507	CENTER 20' -LOWER SUSP BRKT
6	20060027	ELECTRIC MOTOR MOUNT PLATE
7	20060040	ELECTRIC MOUNT ADJUSTER
8	20060055	ELECTRIC MOTOR MOUNT PIN-HD
9	24040012	24 ELEC PULLEY GUARD
10	24040013	24 ELEC PULLEY GUARD BACK
11	24060005	24 ELECTRIC OFFSET MOTOR CLAMP
12	24061016	24 ELEC OFFSET CLAMP SUPPORT TOP
13	24061017	24 ELEC OFFSET CLAMP SUPPORT BOTTOM
14	24061018	24 ELECTRIC BACK PLATE PINCH
15	24062178	24 ELEC GEARBOX STABILIZER
16	24062180	ADJUSTER ROD 1/2" X 17"
17	24062181	ADJUSTER ROD 1/2" X 13"
18	24591001	GBOX 6:1 CW/CW 1-15/16 W/OIL
19	P0113004	CARRIAGE BOLT 1/2"X1-1/2"PLATED
20	P0114005	TAP BOLT 1/2 X 2-1/2 GR.8 PLATED
21	P0114007	TAP BOLT 3/4 X 7 PLATED
22	P0118023	BOLT 1/2" X 6" GR8 PLATED
23	P0118013	BOLT 1/2"X1 1/2" GR.8 PLATED
24	P0118017	BOLT 1/2"X2-1/2"GRADE 8 PLATED
25	P0134008	LOCKNUT-NYLON-1/2"
26	P0141002	TEK SCREW 1/4"X1"
27	P0145002	SET SCREW-7/16"X2-1/2"SQ.HD.
28	P0151015	FLAT WASHER 3/4"PLATED USS
29	P0151029	FLAT WASHER 1/2"PLATED USS
30	P0152008	LOCK WASHER 1/2"PLATED
31	P0161001	Cotter Pin 1/4 x 2
32	P0328095	PULLEY-TRIPLE 3B124SK
33	P0328095	PULLEY-TRIPLE 3B124SK
34	P0341924	HUB SK 1-1/2
35	P0391002	KEY 3/8" X 2" LONG
36	P0391006	KEY 3/8 X 1/2 X 6-1/2 LONG
37	P0931005	MOTOR 10HP 3PH 230/460V 1740RPM
38	P03210388	BELT 3RB88 BANDED
39	P11130185	AXLE END CAP

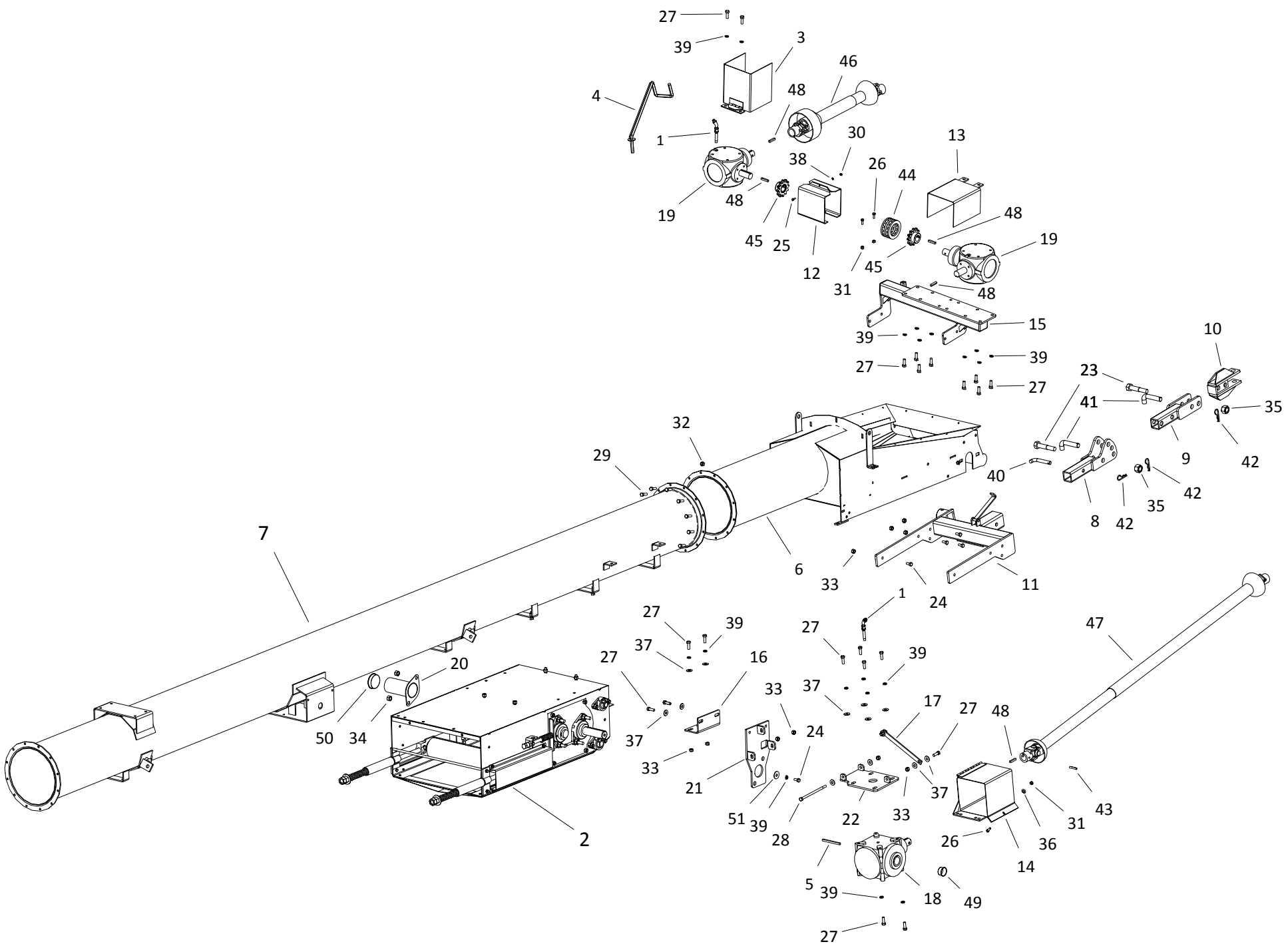
24 SIDE PTO GEARBX DRIVE KIT -W_ PINCH (24592200)



24 SIDE PTO GEARBOX DRIVE KIT -W_PINCH (24592200)

ITEM	PART NO.	DESCRIPTION
1	01010001	BREATHER -M590 GB
3	24590020	S-DRIVE ASM W/PINCH
4	20040009	PTO CRADLE EXTENDED
5	20040017	PTO GUARD M590 MOUNT
6	20062178	GEARBOX STABILIZER
7	24041038	SHAFT GUARD(FL-210)
8	24591000	GEARBOX 2:1 CW/CW 1-15/16 M590A
9	P0118096	BOLT 1/2" X 7" GR8 PLATED
10	P0118097	BOLT 1/2" X 7-1/2" GR8 PLATED
11	P0118013	BOLT 1/2"X1 1/2" GR.8 PLATED
12	P0118016	BOLT 1/2" X 2" GR8 PLATED
13	P0134008	LOCKNUT-NYLON-1/2"
14	P01340101	LOCKNUT-NYLON-5/8" GRADE 8
15	P0151029	FLAT WASHER 1/2"PLATED USS
16	P0152008	LOCK WASHER 1/2"PLATED
17	P0162004	HITCH PIN 1/2" X 5" PLATED
18	P0163001	HAIR PIN 3/16" X 3-1/4"
19	P0167002	SPRING PIN 3/8" X 2"
20	P0381010	PTO SHAFT-1-1/2"X75" (HEAVY)
21	P0391002	KEY 3/8" X 2" LONG
22	P0391008	KEY 3/8"x1/2"x5-1/8"
23	P1210033	501 SHAFT GUARD PLUG
24	P11130185	AXLE END CAP

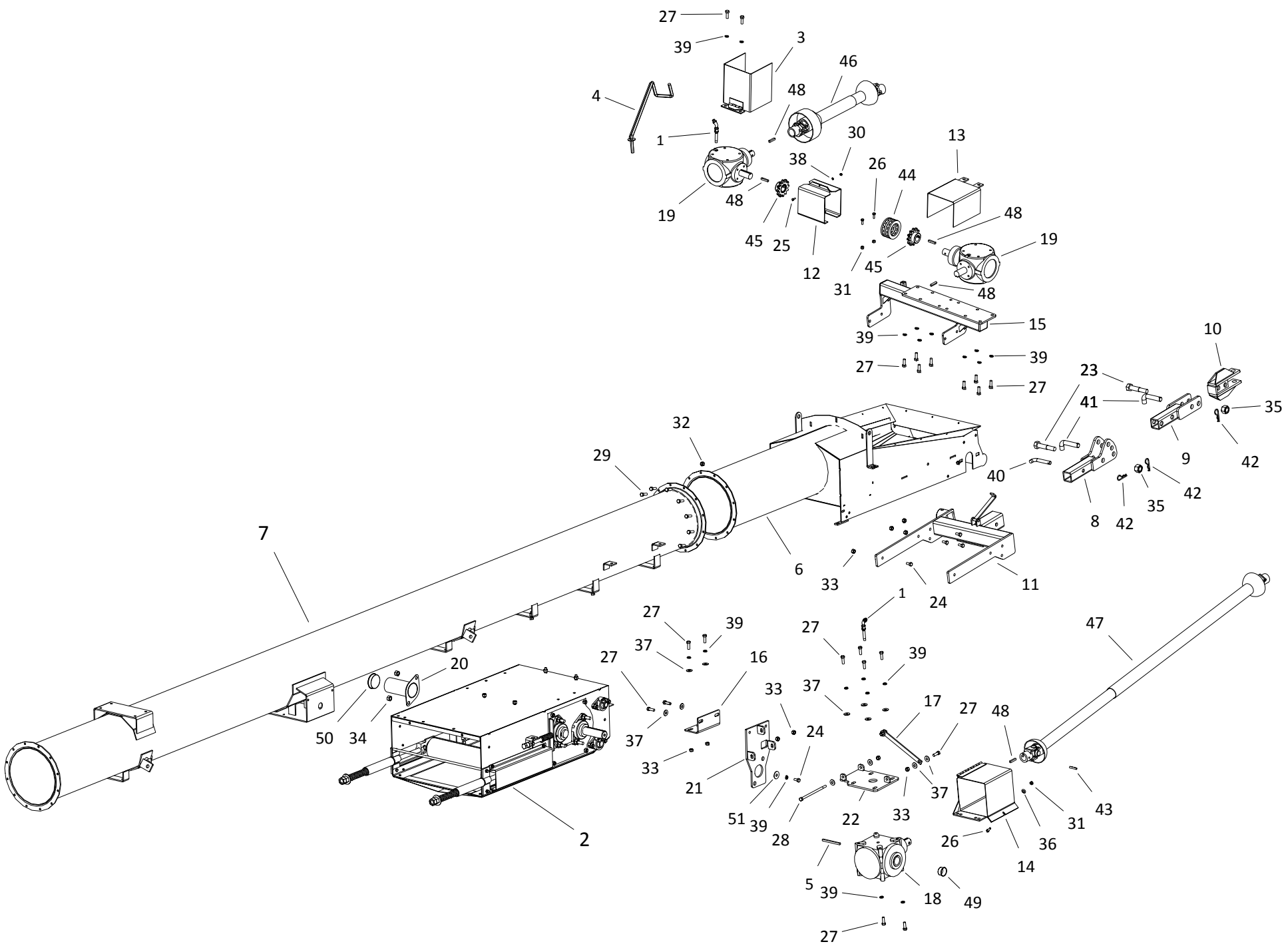
FRONT DRIVE PTO KIT 24-SERIES (24592230)



FRONT DRIVE PTO KIT 24-SERIES (24592230)

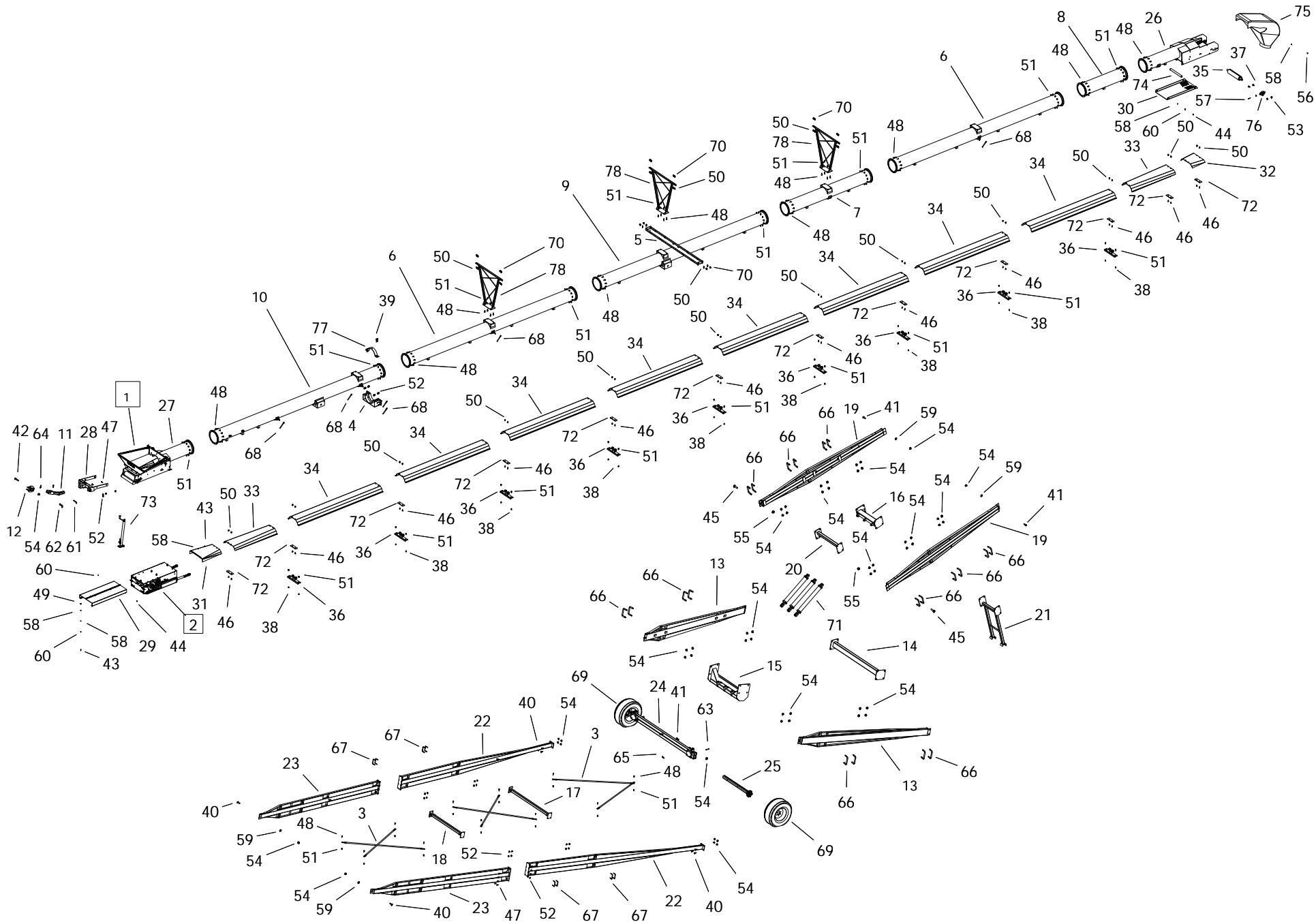
ITEM	PART NO.	DESCRIPTION
1	01010002	BREATHER -SWING AWAY
2	24590020	S-DRIVE ASM W/PINCH
3	13040011	PTO GUARD SWING
4	13090019	SWING PTO CRADLE
5	13202124	KEY 3/8" X 5.25" LONG
6	24020501	2400 Hopper
7	20020507	CENTER 20' -LOWER SUSP BRKT
8	20030004	20 SWING ADJUSTABLE TONGUE
9	20030005	20 ADJUSTABLE CLEVIS
10	20030017	CLEVIS
11	20030046	HITCH
12	20040004	SWING S-DRIVE COUPLING GUARD (HALF)
13	20040006	5190 GEARBOX GUARD
14	20040008	GUARD 6190GB FLIP-UP
15	24090067	GEARBOX MOUNT PLATFORM
16	20090071	GEARBOX MOUNT ANGLE BRKT
17	20092097	SWING 6190 GBOX SIDE MT (LINK ARM)
18	20591001	GBOX 90 1.85:1 1-15/16 6190 W/OIL
19	20591002	GBOX 90 1:1 CW/CW 1-1/2 5190 W/OIL
20	24041038	SHAFT GUARD(FL-210)
21	200900701	SWING 6190 GBOX SIDE MT (SD)
22	200900702	SWING 6190 GBOX SIDE MT (GBOX)
23	P0118008	BOLT 1" X 5" GR8 PLATED
24	P0118012	BOLT 1/2" X 1" GR8 PLATED
25	P0118033	BOLT 1/4" X 3/4" GR8 PLATED
26	P0118046	BOLT 3/8" X 1" GR8 PLATED
27	P0118013	BOLT 1/2"X1 1/2" GR.8 PLATED
28	P0118025	BOLT 1/2" X 9" GR8 PLATED
29	P0118077	BOLT 7/16"X1-1/2" GRADE 8 PLATED
30	P0134023	LOCKNUT-NYLON-1/4" GR8
31	P0134026	LOCKNUT-NYLON-3/8" GRADE 8
32	P0134007	LOCKNUT-NYLON-7/16"
33	P0134008	LOCKNUT-NYLON-1/2"
34	P01340101	LOCKNUT-NYLON-5/8" GRADE 8
35	P0134030	LOCKNUT-NYLON-1" GRADE 8
36	P0151009	FLAT WASHER 3/8"PLATED USS
37	P0151029	FLAT WASHER 1/2"PLATED USS
38	P0152004	LOCK WASHER 1/4"PLATED
39	P0152008	LOCK WASHER 1/2"PLATED
40	P0162002	Pin Hitch 3/4 x 3 1/2
41	P0162003	HITCH PIN 1" X 3-1/2" PLATED
42	P0163001	HAIR PIN 3/16" X 3-1/4"
43	P0167004	SPRING PIN 3/8"X3"
44	P0311003	CHAIN FOR DRIVE(80-2RX12+CL)
45	P0338122	SPROCKET-H80B12 X 1-1/2
46	P0381002	CV SHAFT-2000 SERIES

FRONT DRIVE PTO KIT 24-SERIES (24592230)



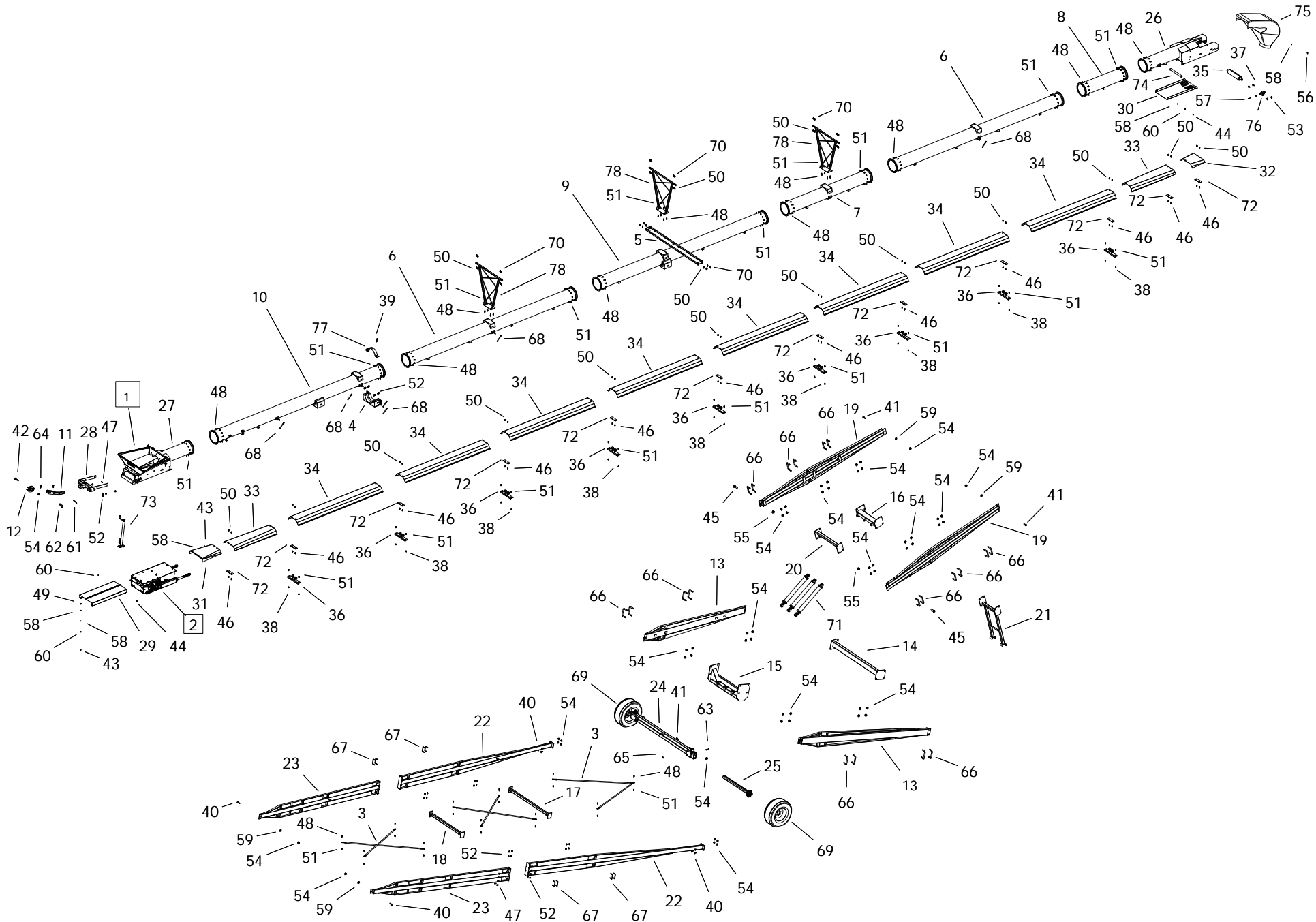
FRONT DRIVE PTO KIT 24-SERIES (24592230)

ITEM	PART NO.	DESCRIPTION
47	P0381028	PTO SHAFT-1-1/2" BOTH ENDS-105"-35
48	P0391002	KEY 3/8" X 2" LONG
49	P1210025	GEARBOX PLUG 2"
50	P1210033	501 SHAFT GUARD PLUG
51	P11240130	KEY RETAINER



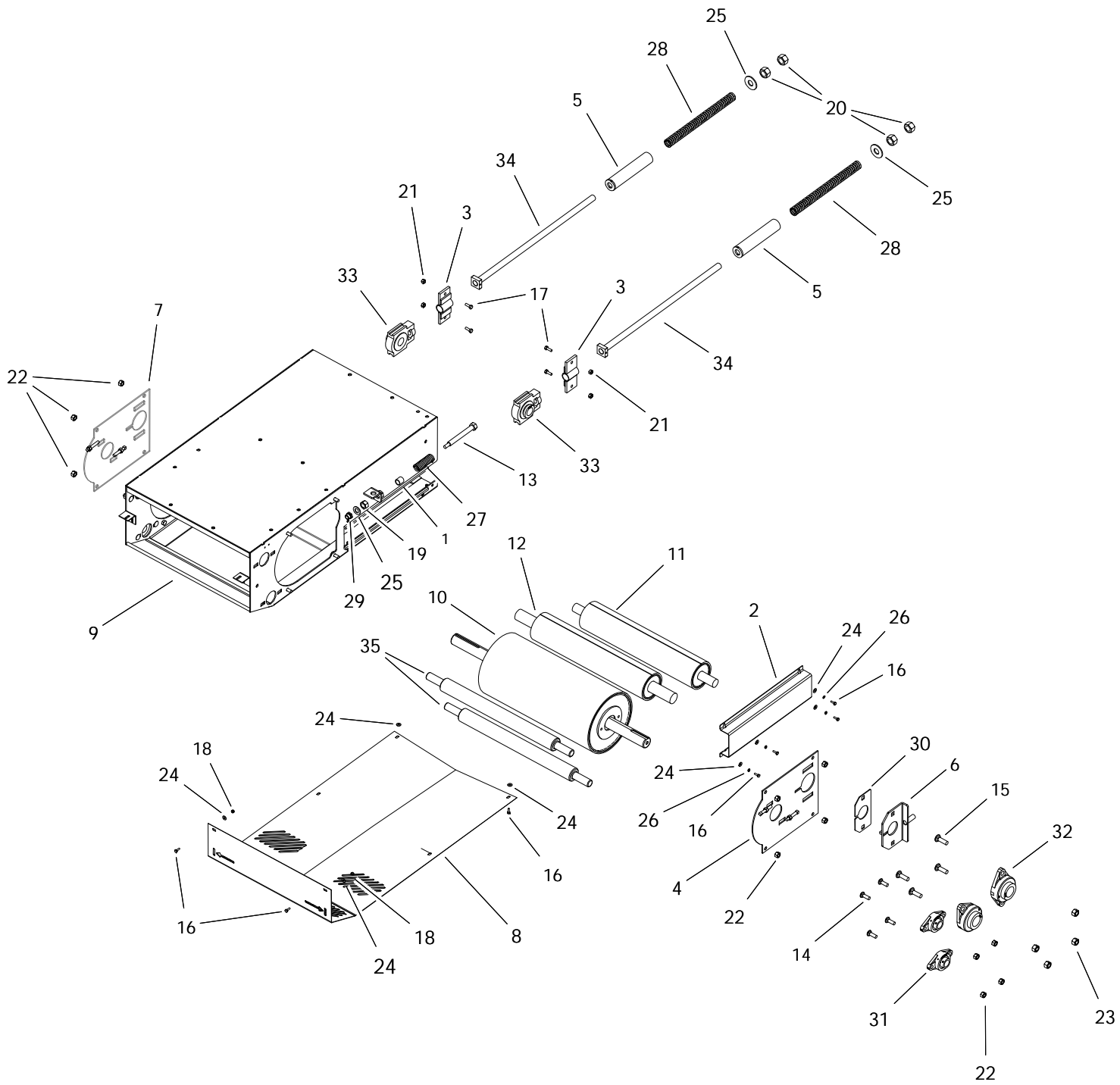
24110-24511011

ITEM	PART NO.	DESCRIPTION
1	2455580X	HOPPER -COLLAPSABLE
2	24590020	S-DRIVE ASM W/PINCH
3	15032030	CROSS BRACE
4	20010012	SUSPENSION BRACKET WITH DUAL TABS
5	20010120	20 LATERAL SIDE BRIDGE
6	20020503	CENTER 20' -MID BRIDGE
7	20020504	CENTER 10' -RTRN MNTS
8	20020505	CENTER 5' -RTRN MNTS
9	20020506	CENTER 20' -UPPR SUSP BRKT (MID)
10	20020507	CENTER 20' -LOWER SUSP BRKT
11	20030016	Tongue
12	20030017	CLEVIS
13	20030118	LIFT ARM 120
14	20030123	LOWER LIFT ARM BRACE 105/120
15	20030124	20120 Upper Lift Arm Brace
16	20030125	LADDER CROSS TUBE 105/120
17	20030130	2085 Long Axle Arm Brace
18	20030131	2085 Short Axle Arm Brace
19	20030136	LADDER ARM 120
20	20030137	LOWER LADDER CROSS 105/120
21	20030138	TRANSPORT BRACE 105/120
22	20030167	AXLE ARM LOWER 105/120 REINFORCED
23	20030168	AXLE ARM UPPER 105/120 REINFORCED
24	20030409	AXLE EXTENDABLE 20105/20120
25	20030501	AXLE EXTENSION W/614 -ORANGE
26	24020500	2400 Spout
27	24020501	2400 Hopper
28	24030046	24 SERIES HITCH
29	24042090	S-DR TO HOPPER GUARD
30	24042093	Spout Cover Guard
31	24042094	GUARD -ABOVE S-DRIVE
32	24042099	WEATHER GUARD UPPER TRANSITION
33	24042202	24-WEATHER GUARD 5' FLR - 61-1/2"
34	24042211	24-WEATHER GUARD 10' - 121-1/2"
35	24070009	HOPPER/SPOUT ROLLER LAGGED
36	240100811	WG ROLLER MOUNT KIT W/ROLLERS
37	P0113007	CARRIAGE BOLT 5/8"X2"PLATED
38	P0113013	CARRIAGE BOLT 7/16"X1" PLATED
39	P0114005	TAP BOLT 1/2 X 2-1/2 GR.8 PLATED
40	P0118003	BOLT 1" X 2-1/2" GR8 PLATED
41	P0118004	BOLT 1" X 3" GR8 PLATED
42	P0118008	BOLT 1" X 5" GR8 PLATED
43	P0118131	BOLT 1/4" X 1" GR8 PLATED
44	P0118033	BOLT 1/4" X 3/4" GR8 PLATED
45	P0118101	BOLT 1-1/4"X4-1/2" GR8 PLATED
46	P0115303	CAPSCREW 3/8X1-1/4FLT HD SOCKET PTD



24110-24511011

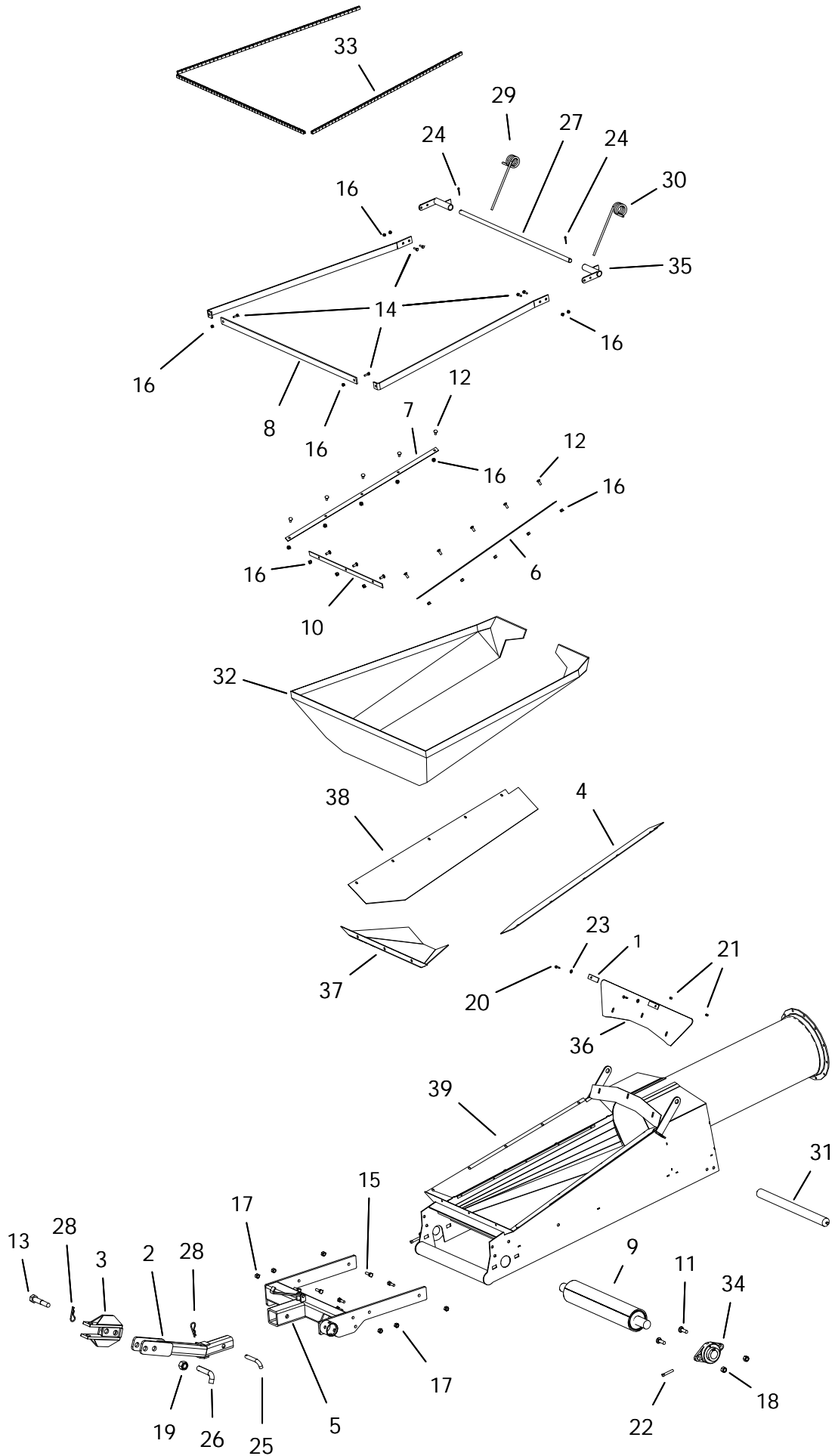
ITEM	PART NO.	DESCRIPTION
47	P0118013	BOLT 1/2"X1 1/2" GR.8 PLATED
48	P0118077	BOLT 7/16"X1-1/2" GRADE 8 PLATED
49	P0131016	NUT 1/4" PLATED GRADE 8
50	P0134026	LOCKNUT-NYLON-3/8" GRADE 8
51	P0134007	LOCKNUT-NYLON-7/16"
52	P0134008	LOCKNUT-NYLON-1/2"
53	P01340101	LOCKNUT-NYLON-5/8" GRADE 8
54	P0134030	LOCKNUT-NYLON-1" GRADE 8
55	P0134031	LOCKNUT-NYLON-1-1/4" GRADE 8
56	P0141003	TEK SCREW 1/4"X1-1/2" HEX WASHER
57	P0145002	SET SCREW-7/16"X2-1/2"SQ.HD.
58	P0151006	FLAT WASHER 1/4"PLATED USS
59	P0151031	FLAT WASHER 1"PLATED USS
60	P0152004	LOCK WASHER 1/4"PLATED
61	P0162002	Pin Hitch 3/4 x 3 1/2
62	P0162003	HITCH PIN 1" X 3-1/2" PLATED
63	P0162009	HITCH PIN 3/8 X 4-5/16
64	P0163001	HAIR PIN 3/16" X 3-1/4"
65	P0163011	HAIR PIN 5/32X2-15/16 (66326)
66	P0183016	U-BOLT 8"X3-1/2" (1") PTD
67	P0183017	U-BOLT 5"X2"(1/2)PTD
68	P0183021	3/8" EYE BOLT ASM
69	P0616304	TIRE ASM -6BLT 12.5LX16 LRG
70	P0712109	CABLE CLAMP-3/8"
71	P0814036	HYD CYL 4 X 36
72	P1010002	BI-MOUNT PLATE CAST
73	P1011008	JACK-15000LB
74	P1021003	ROLLER HEX 21"
75	P1212402	HOOD-ROUND 24 SERIES
76	P1711006	FLANGE UNIT-1-15/16"-PREMIUM
77	P2518203P	3" U-CLAMP PAINTED
78	20010105	HIGH CABLE BRIDGE
79	P0711110	CABLE-3/8" (78')
80	P0711112	CABLE-3/8" (136')
81	P0711114	CABLE-3/8" (173.5')
82	24571101	24110 231' 2"
83	P2227989	MANUAL HOLDER AND LID
84	P0711116	CABLE-3/8" (93') (NOT SHOWN)



S-DRIVE (24590020)

ITEM	PART NO.	DESCRIPTION
1	15062010	PINCH PIPE
2	20042070	S-DRIVE TAKEUP GUARD
3	20060501	S-DRIVE TAKEUP BRACKET
4	20060502	DRIVE ROLLER COVER LH
5	20060504	PRETENSIONER
6	20060507	Pinch Tighener Plate
7	20060514	DRIVE ROLLER COVER RH
8	24040001	S-DRIVE BOTTOM GUARD
9	24060500	24 SERIES S-DRIVE
10	24070005	ROLLER 10-1/2" W/1-15/16 SHAFT
11	24070508	PINCH SD TAKE-UP ROLLER
12	24070509	S-DRIVE PINCH ROLLER
13	P0113000	SPRING TENSION BOLT
14	P0113004	CARRIAGE BOLT 1/2"X1-1/2"PLATED
15	P0113007	CARRIAGE BOLT 5/8"X2"PLATED
16	P0118033	BOLT 1/4" X 3/4" GR8 PLATED
17	P0118046	BOLT 3/8" X 1" GR8 PLATED
18	P0131016	NUT 1/4" PLATED GRADE 8
19	P0131019	NUT 3/4" PLATED GRADE 8
20	P0131021	NUT 1" PLATED GRADE 8
21	P0134026	LOCKNUT-NYLON-3/8" GRADE 8
22	P0134008	LOCKNUT-NYLON-1/2"
23	P01340101	LOCKNUT-NYLON-5/8" GRADE 8
24	P0151006	FLAT WASHER 1/4"PLATED USS
25	P0151031	FLAT WASHER 1"PLATED USS
26	P0152004	LOCK WASHER 1/4"PLATED
27	P0511008	SPRING-LD-1300 SERIES
28	P0511010	SPRING-COMP-1.46"X16.5" (1.05"DIA)
29	P0820129	BUSHING BRASS FLANGED
30	P1210103	PINCH SLIDE PLATE (POLY)
31	P1711005	FLANGE UNIT-1-1/4"-PREMIUM
32	P1711006	FLANGE UNIT-1-15/16"-PREMIUM
33	P1721004	TAKE-UP UNIT-1-1/2"-PREMIUM
34	P2520006	20 S-DRIVE TIGHTENER BOLT
35	P20324001	S-DRIVE RETURN ROLLER
36	P0351010	MACHINERY BUSHING 7/8" MEDIUM (NOT SHOWN)

HOPPER (2455580X)

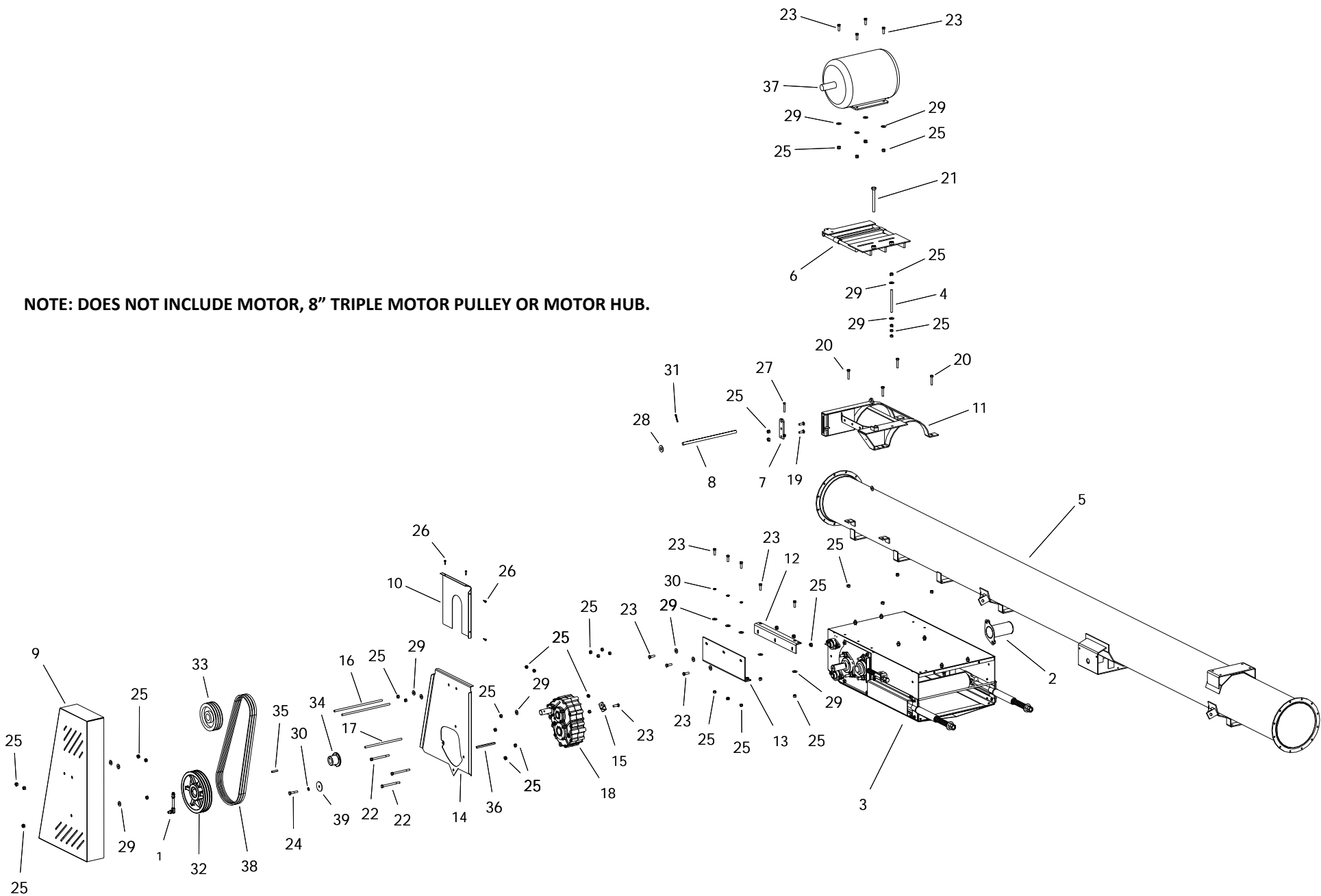


HOPPER (2455580X)

ITEM	PART NO.	DESCRIPTION
1	13052005	Lower Cloth Frame (back) (1300 new)
2	20030016	Tongue
3	20030017	CLEVIS
4	P19249003	24" HOPPER SIDE FLASING LEFT
5	24030046	24 SERIES HITCH
6	24052002	LOWER CLOTH FRAME SIDE
7	24052002	LOWER CLOTH FRAME SIDE
8	24052004	UPPER CLOTH FRAME STD (3PC)
9	24070009	HOPPER/SPOUT ROLLER LAGGED
10	24502003	LOWER CLOTH FRAME FRONT
11	P0113007	CARRIAGE BOLT 5/8"X2"PLATED
12	P0116001	ELEVATOR BOLT 1/4"X1-1/4"
13	P0118008	BOLT 1" X 5" GR8 PLATED
14	P0118046	BOLT 3/8" X 1" GR8 PLATED
15	P0118013	BOLT 1/2"X1 1/2" GR.8 PLATED
16	P0131016	NUT 1/4" PLATED GRADE 8
17	P0134008	LOCKNUT-NYLON-1/2"
18	P01340101	LOCKNUT-NYLON-5/8" GRADE 8
19	P0134030	LOCKNUT-NYLON-1" GRADE 8
20	P0141002	TEK SCREW 1/4"X1"
21	P0145001	VINYL SCREW CAP
22	P0145002	SET SCREW-7/16"X2-1/2"SQ.HD.
23	P0151006	FLAT WASHER 1/4"PLATED USS
24	P0161003	COTTER PIN 3/16"X1-1/2"PLATED
25	P0162002	Pin Hitch 3/4 x 3 1/2
26	P0162003	HITCH PIN 1" X 3-1/2" PLATED
27	P0162008	HOPPER PIVOT SHAFT-20/24 (rev1)
28	P0163001	HAIR PIN 3/16" X 3-1/4"
29	P0521005	HOPPER SPRING-R-.437
30	P0521006	HOPPER SPRING-L-.437
31	P1021011	ROLLER HEX 25"
32	P1621019	HOPPER CANVAS-24 CONV
33	P1641015	TRIM LOCK
34	P1711006	FLANGE UNIT-1-15/16"-PREMIUM
35	P2515017	PIVOT SHAFT BRACKET
36	P11240047	24 HOPPER SHIELD WIDE
37	P19249001	24" HOPPER FRONT FLASHING
38	P19249002	24" HOPPER SIDE FLASING RIGHT
39	24020501	2400 Hopper

24 ELECTRIC GEARBOX DRIVE KIT - 205 (24593000)

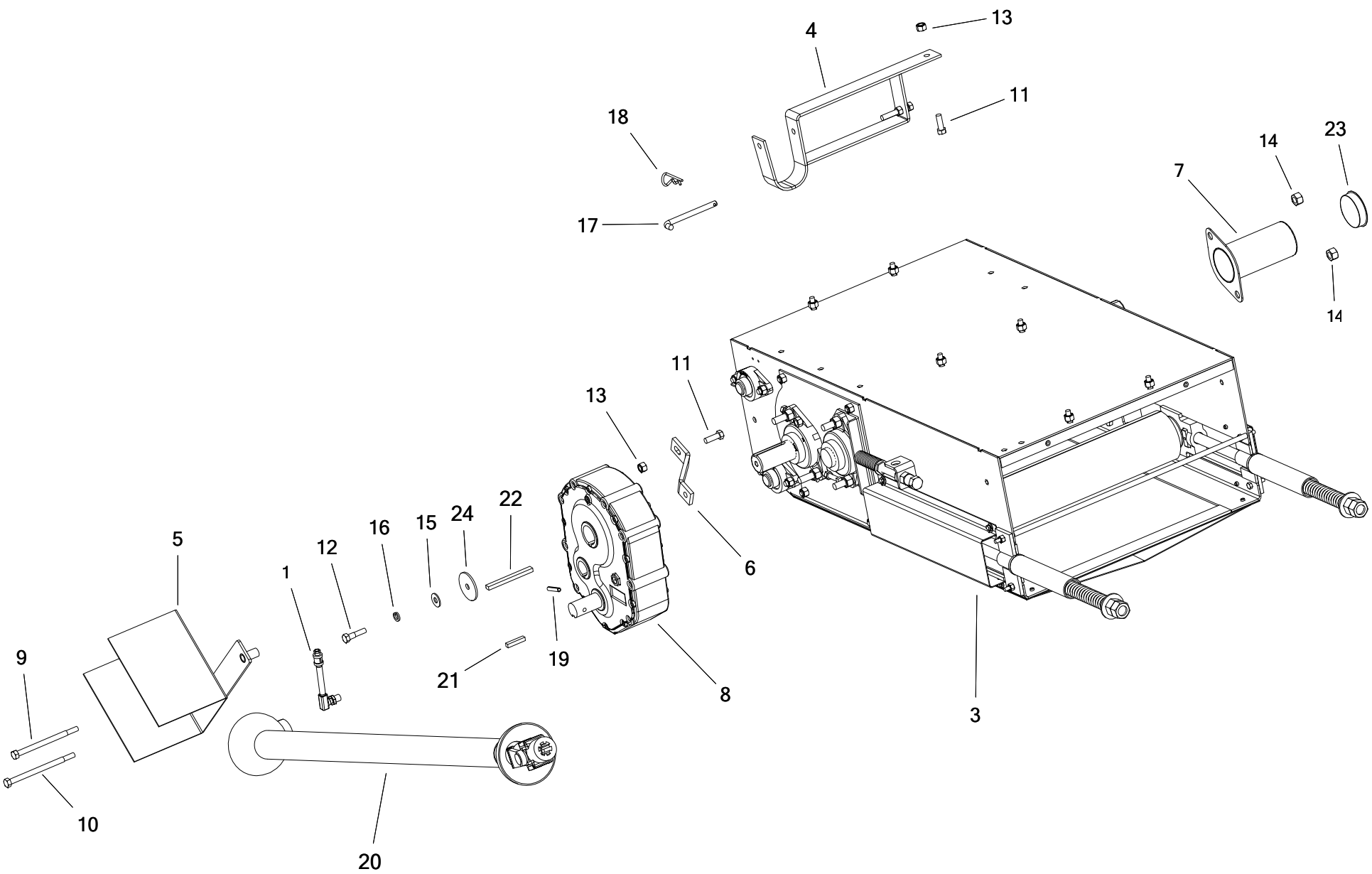
NOTE: DOES NOT INCLUDE MOTOR, 8" TRIPLE MOTOR PULLEY OR MOTOR HUB.



24 ELECTRIC GEARBOX DRIVE KIT - 205 (24593000)

ITEM	PART NO.	DESCRIPTION
1	01010001	BREATHER -M590 GB
2	2400035X	SHAFT GUARD FL-210 ASSY KIT
3	24590020	S-DRIVE ASM W/PINCH
4	13102055	TAB ADJUSTER ROD-1/2" X 7"
5	20020507	CENTER 20' -LOWER SUSP BRKT
6	20060027	ELECTRIC MOTOR MOUNT PLATE
7	20060040	ELECTRIC MOUNT ADJUSTER
8	20060055	ELECTRIC MOTOR MOUNT PIN-HD
9	24040012	24 ELEC PULLEY GUARD
10	24040013	24 ELEC PULLEY GUARD BACK
11	24060005	24 ELECTRIC OFFSET MOTOR CLAMP
12	24061016	24 ELEC OFFSET CLAMP SUPPORT TOP
13	24061017	24 ELEC OFFSET CLAMP SUPPORT BOTTOM
14	24061018	24 ELECTRIC BACK PLATE PINCH
15	24062178	24 ELEC GEARBOX STABILIZER
16	24062180	ADJUSTER ROD 1/2" X 17"
17	24062181	ADJUSTER ROD 1/2" X 13"
18	24591001	GBOX 6:1 CW/CW 1-15/16 W/OIL
19	P0113004	CARRIAGE BOLT 1/2"X1-1/2"PLATED
20	P0114005	TAP BOLT 1/2 X 2-1/2 GR.8 PLATED
21	P0114007	TAP BOLT 3/4 X 7 PLATED
22	P0118023	BOLT 1/2" X 6" GR8 PLATED
23	P0118013	BOLT 1/2"X1 1/2" GR.8 PLATED
24	P0118017	BOLT 1/2"X2-1/2"GRADE 8 PLATED
25	P0134008	LOCKNUT-NYLON-1/2"
26	P0141002	TEK SCREW 1/4"X1"
27	P0145002	SET SCREW-7/16"X2-1/2"SQ.HD.
28	P0151015	FLAT WASHER 3/4"PLATED USS
29	P0151029	FLAT WASHER 1/2"PLATED USS
30	P0152008	LOCK WASHER 1/2"PLATED
31	P0161001	Cotter Pin 1/4 x 2
32	P0328095	PULLEY-TRIPLE 3B124SK
33	P0328095	PULLEY-TRIPLE 3B124SK
34	P0341924	HUB SK 1-1/2
35	P0391002	KEY 3/8" X 2" LONG
36	P0391006	KEY 3/8 X 1/2 X 6-1/2 LONG
37	P0931005	MOTOR 10HP 3PH 230/460V 1740RPM
38	P03210388	BELT 3RB88 BANDED
39	P11130185	AXLE END CAP

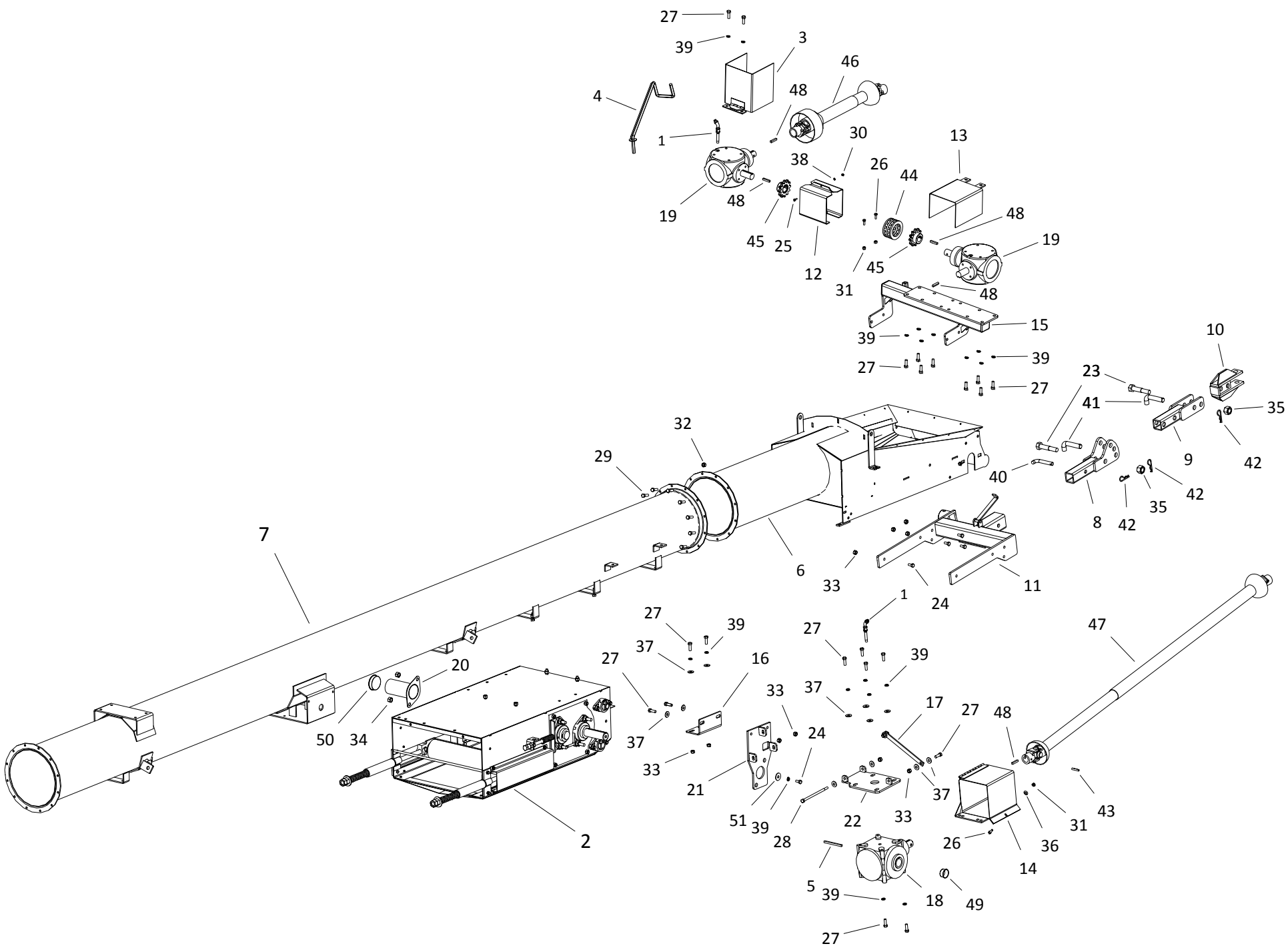
24 SIDE PTO GEARBX DRIVE KIT -W_ PINCH (24592200)



24 SIDE PTO GEARBOX DRIVE KIT -W_PINCH (24592200)

ITEM	PART NO.	DESCRIPTION
1	01010001	BREATHER -M590 GB
3	24590020	S-DRIVE ASM W/PINCH
4	20040009	PTO CRADLE EXTENDED
5	20040017	PTO GUARD M590 MOUNT
6	20062178	GEARBOX STABILIZER
7	24041038	SHAFT GUARD(FL-210)
8	24591000	GEARBOX 2:1 CW/CW 1-15/16 M590A
9	P0118096	BOLT 1/2" X 7" GR8 PLATED
10	P0118097	BOLT 1/2" X 7-1/2" GR8 PLATED
11	P0118013	BOLT 1/2"X1 1/2" GR.8 PLATED
12	P0118016	BOLT 1/2" X 2" GR8 PLATED
13	P0134008	LOCKNUT-NYLON-1/2"
14	P01340101	LOCKNUT-NYLON-5/8" GRADE 8
15	P0151029	FLAT WASHER 1/2"PLATED USS
16	P0152008	LOCK WASHER 1/2"PLATED
17	P0162004	HITCH PIN 1/2" X 5" PLATED
18	P0163001	HAIR PIN 3/16" X 3-1/4"
19	P0167002	SPRING PIN 3/8" X 2"
20	P0381010	PTO SHAFT-1-1/2"X75" (HEAVY)
21	P0391002	KEY 3/8" X 2" LONG
22	P0391008	KEY 3/8"x1/2"x5-1/8"
23	P1210033	501 SHAFT GUARD PLUG
24	P11130185	AXLE END CAP

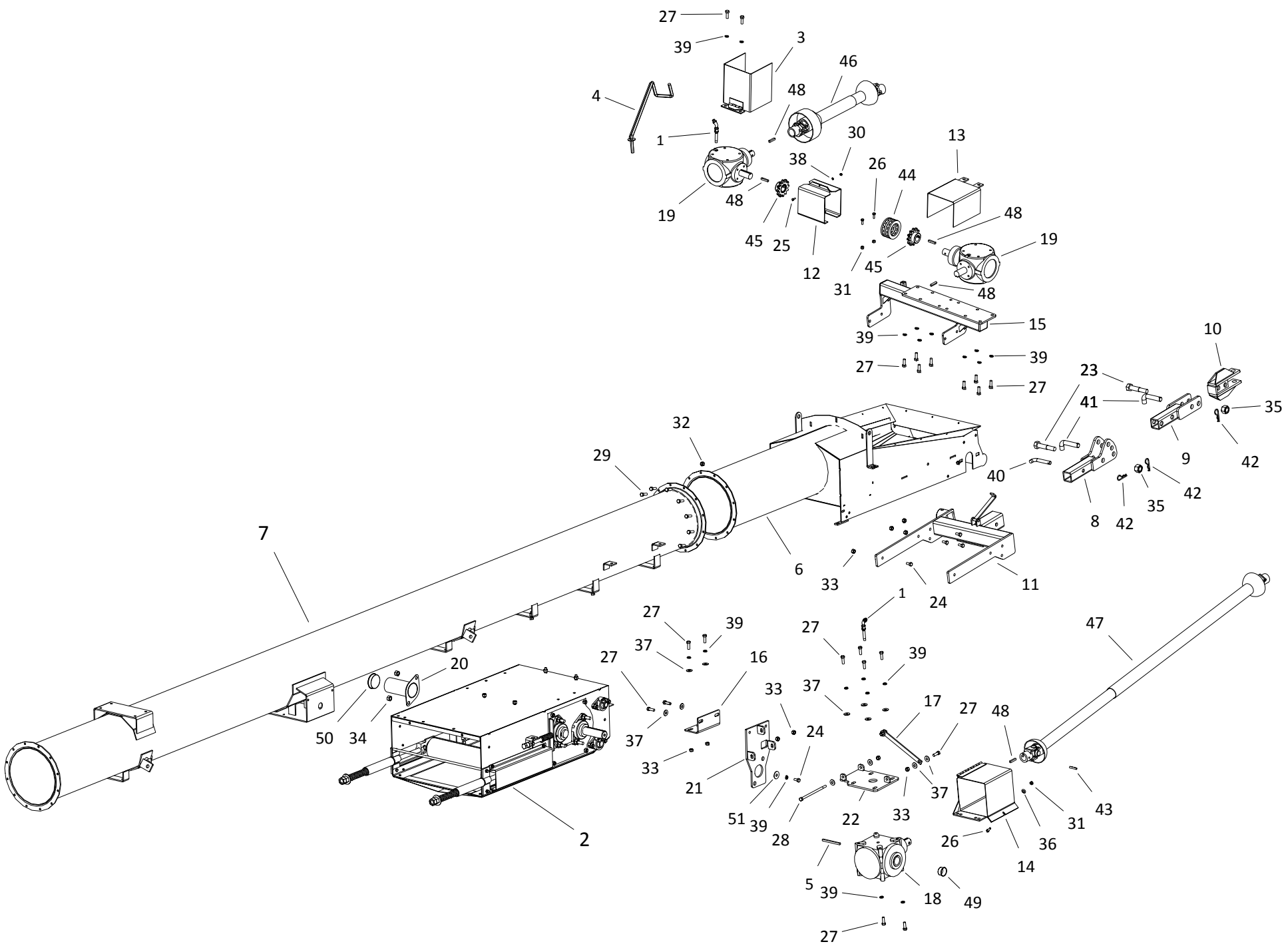
FRONT DRIVE PTO KIT 24-SERIES (24592230)



FRONT DRIVE PTO KIT 24-SERIES (24592230)

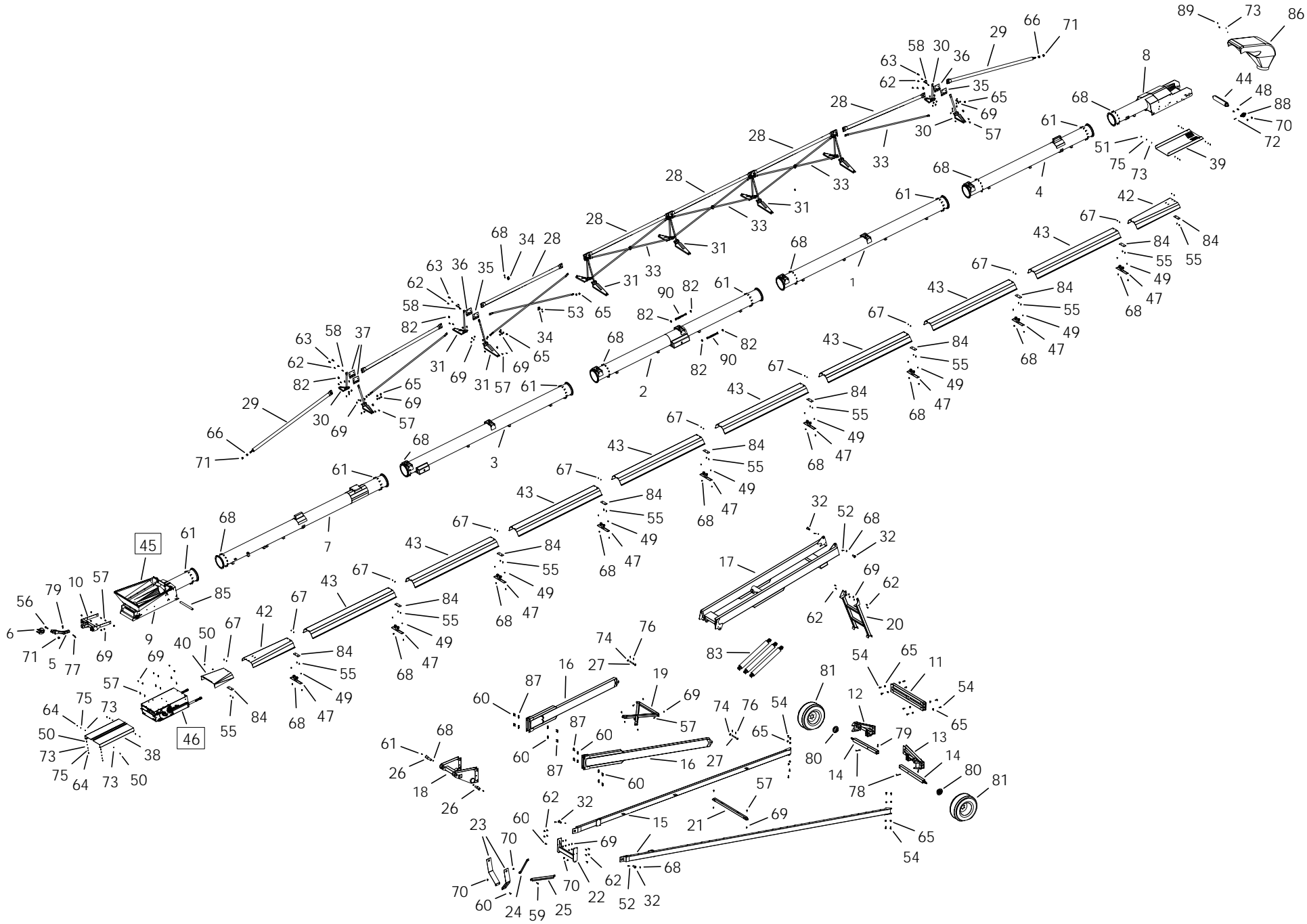
ITEM	PART NO.	DESCRIPTION
1	01010002	BREATHER -SWING AWAY
2	24590020	S-DRIVE ASM W/PINCH
3	13040011	PTO GUARD SWING
4	13090019	SWING PTO CRADLE
5	13202124	KEY 3/8" X 5.25" LONG
6	24020501	2400 Hopper
7	20020507	CENTER 20' -LOWER SUSP BRKT
8	20030004	20 SWING ADJUSTABLE TONGUE
9	20030005	20 ADJUSTABLE CLEVIS
10	20030017	CLEVIS
11	20030046	HITCH
12	20040004	SWING S-DRIVE COUPLING GUARD (HALF)
13	20040006	5190 GEARBOX GUARD
14	20040008	GUARD 6190GB FLIP-UP
15	24090067	GEARBOX MOUNT PLATFORM
16	20090071	GEARBOX MOUNT ANGLE BRKT
17	20092097	SWING 6190 GBOX SIDE MT (LINK ARM)
18	20591001	GBOX 90 1.85:1 1-15/16 6190 W/OIL
19	20591002	GBOX 90 1:1 CW/CW 1-1/2 5190 W/OIL
20	24041038	SHAFT GUARD(FL-210)
21	200900701	SWING 6190 GBOX SIDE MT (SD)
22	200900702	SWING 6190 GBOX SIDE MT (GBOX)
23	P0118008	BOLT 1" X 5" GR8 PLATED
24	P0118012	BOLT 1/2" X 1" GR8 PLATED
25	P0118033	BOLT 1/4" X 3/4" GR8 PLATED
26	P0118046	BOLT 3/8" X 1" GR8 PLATED
27	P0118013	BOLT 1/2"X1 1/2" GR.8 PLATED
28	P0118025	BOLT 1/2" X 9" GR8 PLATED
29	P0118077	BOLT 7/16"X1-1/2" GRADE 8 PLATED
30	P0134023	LOCKNUT-NYLON-1/4" GR8
31	P0134026	LOCKNUT-NYLON-3/8" GRADE 8
32	P0134007	LOCKNUT-NYLON-7/16"
33	P0134008	LOCKNUT-NYLON-1/2"
34	P01340101	LOCKNUT-NYLON-5/8" GRADE 8
35	P0134030	LOCKNUT-NYLON-1" GRADE 8
36	P0151009	FLAT WASHER 3/8"PLATED USS
37	P0151029	FLAT WASHER 1/2"PLATED USS
38	P0152004	LOCK WASHER 1/4"PLATED
39	P0152008	LOCK WASHER 1/2"PLATED
40	P0162002	Pin Hitch 3/4 x 3 1/2
41	P0162003	HITCH PIN 1" X 3-1/2" PLATED
42	P0163001	HAIR PIN 3/16" X 3-1/4"
43	P0167004	SPRING PIN 3/8"X3"
44	P0311003	CHAIN FOR DRIVE(80-2RX12+CL)
45	P0338122	SPROCKET-H80B12 X 1-1/2
46	P0381002	CV SHAFT-2000 SERIES

FRONT DRIVE PTO KIT 24-SERIES (24592230)



FRONT DRIVE PTO KIT 24-SERIES (24592230)

ITEM	PART NO.	DESCRIPTION
47	P0381028	PTO SHAFT-1-1/2" BOTH ENDS-105"-35
48	P0391002	KEY 3/8" X 2" LONG
49	P1210025	GEARBOX PLUG 2"
50	P1210033	501 SHAFT GUARD PLUG
51	P11240130	KEY RETAINER



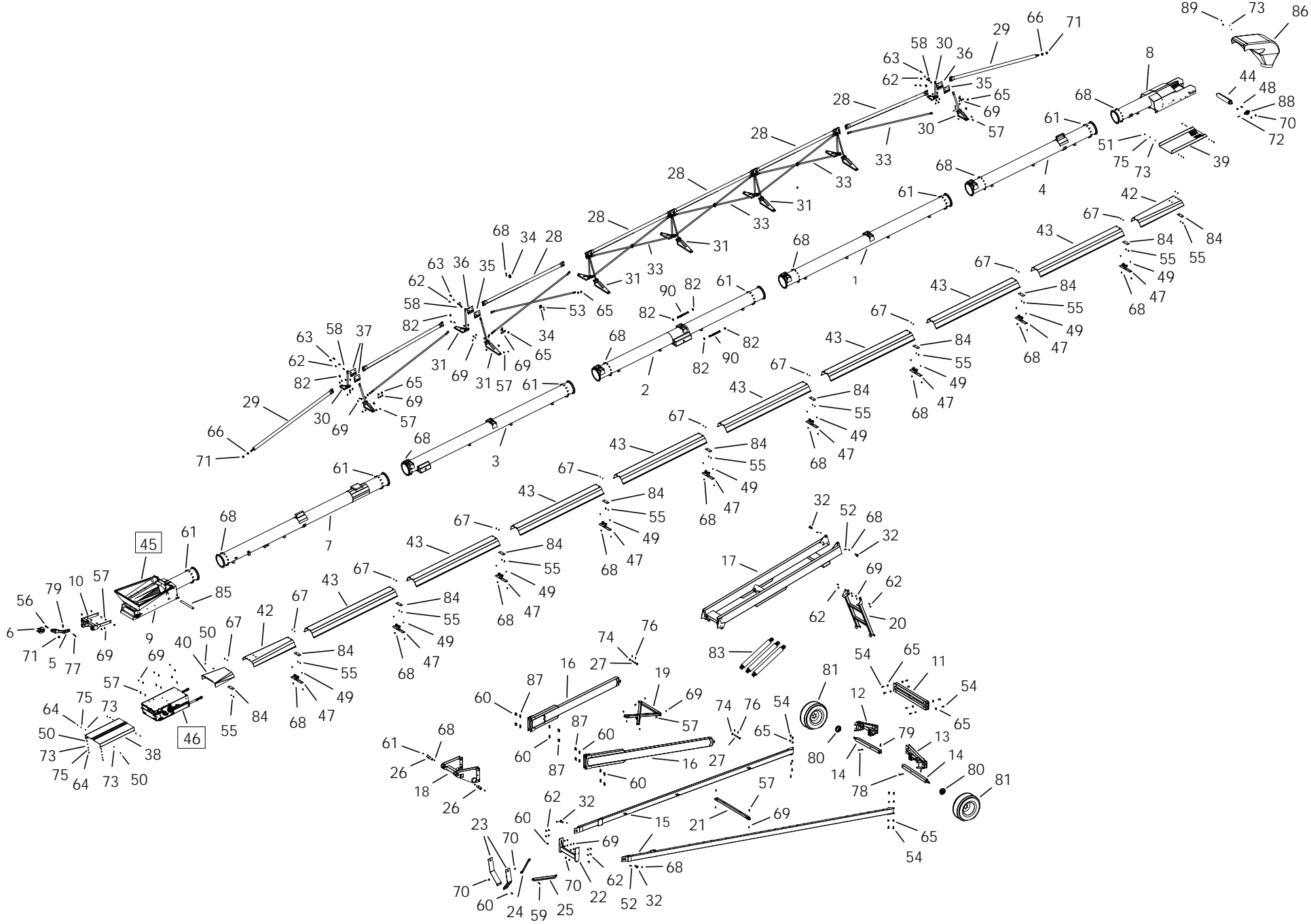
24110-24511012

ITEM	PART NO.	DESCRIPTION
1	20020152	CENTER 20' -20/24105+ W/MOUNTS
2	20020153	CENTER 20' -20/24105+ UP SUSP BKT
3	20020155	CENTER 20' -20/24105 LOWER SUSP BRT
4	20020157	CENTER 15'-20/24110 W/ANCHOR
5	20030016	Tongue
6	20030017	CLEVIS
7	24020156	CENTER 20' -24105 S-DRIVE BRT
8	24020500	2400 Spout
9	24020501	2400 Hopper
10	24030046	24 SERIES HITCH
11	24030200	20/24105+ AXLE-CENTER SECTION
12	24030201	20/24105+ AXLE END - LH
13	24030202	20/24105+ AXLE END - RH
14	24030203	
15	24030204	20/24105+ LOWER AXLE ARM WELD'T
16	24030205	20/24105+ LOWER SCISSOR ARM
17	24030206	20/24105+ UPPER SCISSOR WELD'T
18	24030207	20/24105+ BOWTIE WELDMENT
19	24030208	20/24105+ BOWTIE CROSSBRACE
20	24030209	20/24105+ TRANSPORT BRACE WELD'T
21	24030210	20/24105+ SCISSOR REST
22	24030211	20/24105+ STIFFENER CROSS BRACE
23	24030212	20/24105+ STIFFENER BRKT WELD'T
24	24030213	20/24105+ STIFFENER BRACE LH
25	24030214	20/24105+ STIFFENER BRACE RH
26	24030218	20/24 SCISSOR PIN WELD'T
27	24030219	LOWER SCISSOR ATTACH PIN
28	24032338	20/24 TRUSS TUBE WELD'T
29	24032340	20/24 LONG ADJUST TUBE
30	24032343	20/24 LOW TRUSS TOWER WELD'T
31	24032346	20/24 HIGH TRUSS WELD'T
32	24032350	
33	24032351	TRUSS CROSS BRACE, LONG
34	24032352	BRACE CLAMP
35	24032353	JOINER PLATE 1
36	24032354	JOINER PLATE 2
37	24032355	END JOINER PLATE
38	24042090	S-DR TO HOPPER GUARD
39	24042093	Spout Cover Guard
40	24042094	GUARD -ABOVE S-DRIVE
42	24042202	24-WEATHER GUARD 5' FLR - 61-1/2"
43	24042211	24-WEATHER GUARD 10' - 121-1/2"
44	24070009	HOPPER/SPOUT ROLLER LAGGED
45	24555800	HOPPER -COLLAPSABLE
46	24590020	S-DRIVE ASM W/PINCH
47	240100811	WG ROLLER MOUNT KIT W/ROLLERS



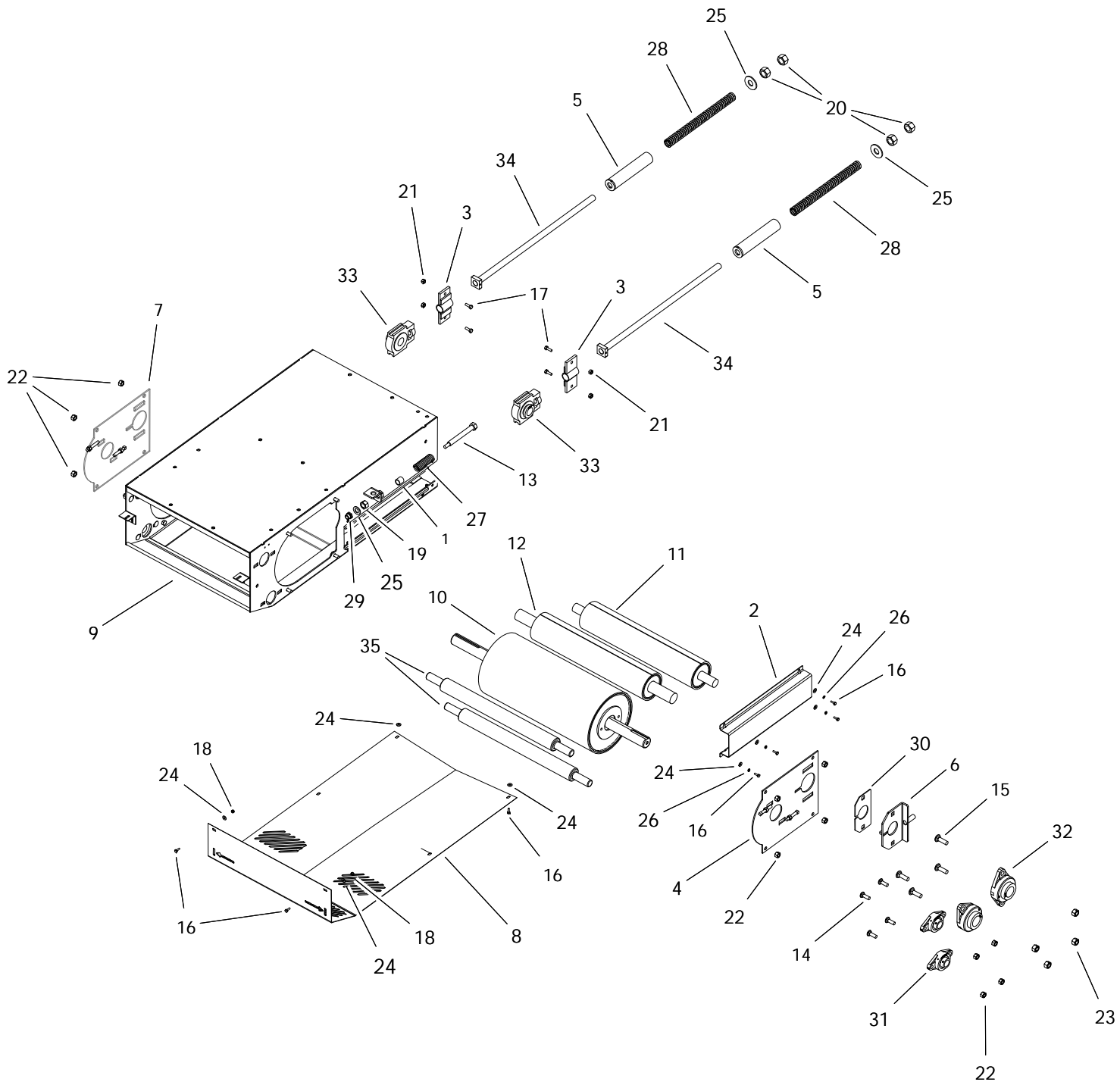
24110-24511012

ITEM	PART NO.	DESCRIPTION
48	P0113007	CARRIAGE BOLT 5/8"X2"PLATED
49	P0113013	CARRIAGE BOLT 7/16"X1" PLATED
50	P0115025	BOLT 1/4" X 1" GR5 PLATED
51	P0115033	BOLT 1/4" X 3/4" GRADE 5 PLATED
52	P0115075	Bolt Hex 7/16 x 2 1/2
53	P0115078	Bolt Hex 7/16 x 1 1/4
54	P0115111	BOLT 3/4" X 2" GR8 PLATED
55	P0115303	CAPSCREW 3/8X1-1/4FLT HD SOCKET PTD
56	P0118008	BOLT 1" X 5" GR8 PLATED
57	P0118013	BOLT 1/2"X1 1/2" GR.8 PLATED
58	P0118016	BOLT 1/2" X 2" GR8 PLATED
59	P0118070	BOLT 5/8" X 2-1/2" GR8 PLATED
60	P0118071	BOLT 5/8" X 2" GR8 PLATED
61	P0118077	BOLT 7/16"X1-1/2" GRADE 8 PLATED
62	P0118090	BOLT 1/2" X 1-3/4" GR8 PLATED
63	P0118093	BOLT 3/4" X 2-1/2" GR8 PLATED
64	P0131016	NUT 1/4" PLATED GRADE 8
65	P0131112	NUT 3/4"PLATED
66	P0131116	NUT 1" PLATED
67	P0134006	LOCKNUT-NYLON-3/8"
68	P0134007	LOCKNUT-NYLON-7/16"
69	P0134008	LOCKNUT-NYLON-1/2"
70	P0134010	LOCKNUT-NYLON-5/8"
71	P0134030	LOCKNUT-NYLON-1" GRADE 8
72	P0145002	SET SCREW-7/16"X2-1/2"SQ.HD.
73	P0151006	FLAT WASHER 1/4"PLATED USS
74	P0151027	FLAT WASHER 1"SAE
75	PO	
76	P0161003	COTTER PIN 3/16"X1-1/2"PLATED
77	P0162002	Pin Hitch 3/4 x 3 1/2
78	P0162004	HITCH PIN 1/2" X 5" PLATED
79	P0163001	HAIR PIN 3/16" X 3-1/4"
80	P0616102	HUB-HA614-6 BOLT C/W BEARINGS
81	P0616304	TIRE ASM -6BLT 12.5LX16 LRG
82	P0712106	CABLE CLAMP-1/2" GALV.
83	P0814540	HYD CYL-4-1/2X40
84	P1010002	BI-MOUNT PLATE CAST
85	P1021011	ROLLER HEX 25"
86	P1212402	HOOD-ROUND 24 SERIES
87	P01340101	LOCKNUT-NYLON-5/8" GRADE 8
88	P1711006	FLANGE UNIT-1-15/16"-PREMIUM
89	P0141003	TEK SCREW 1/4"X1-1/2" HEX WASHER
90	P0182101	TURNBUCKLE 5/8" X 6"STUB
91	P2227989	MANUAL HOLDER AND LID
92	P0711125	CABLE-1/2" (76') (NOT SHOWN)
93	P0711126	CABLE-1/2" (96') (NOT SHOWN)



24110-24511012

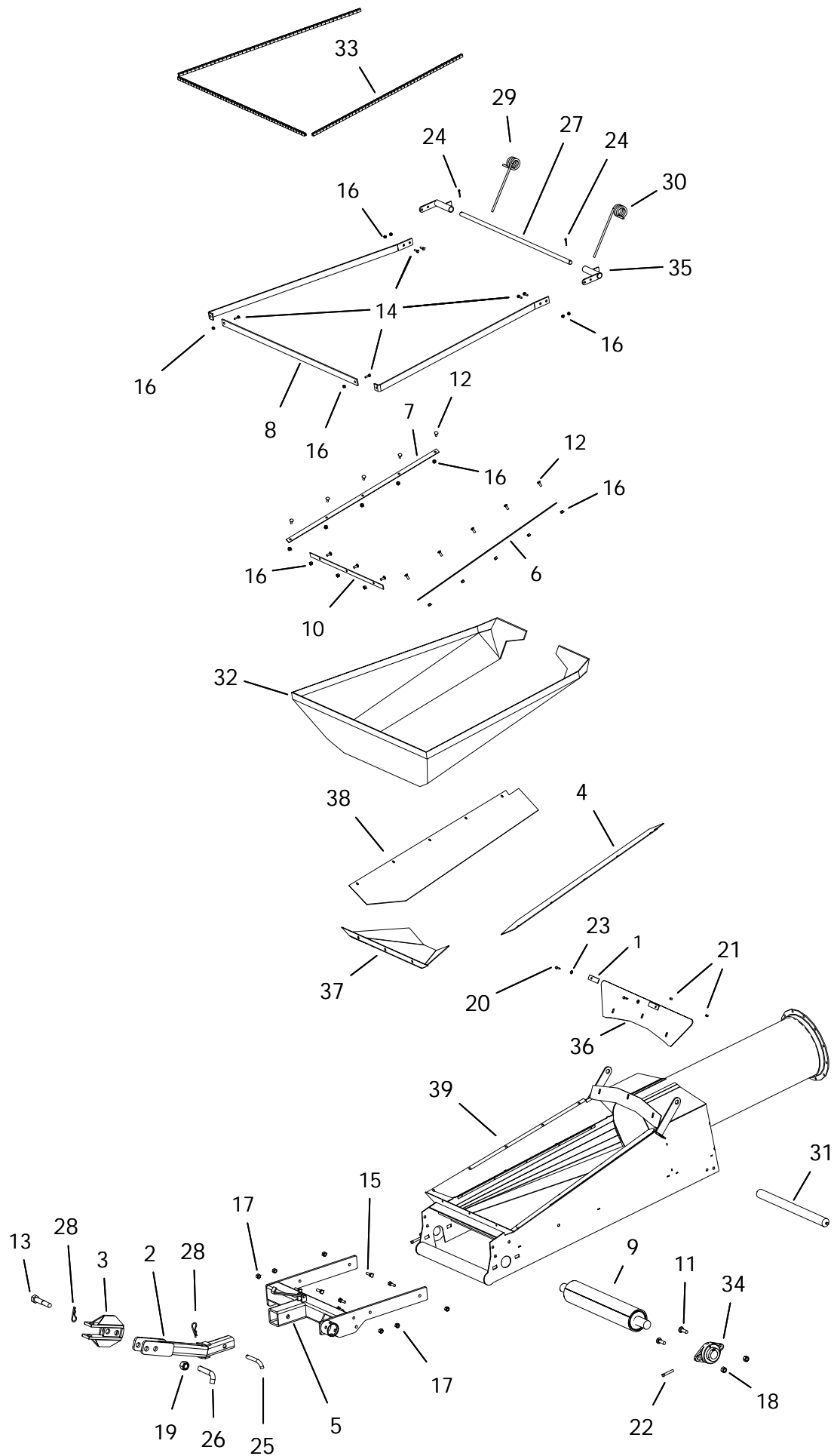
ITEM	PART NO.	DESCRIPTION
94	P16110111	BELT-23.5" CHEVRON ULTIMATE



S-DRIVE (24590020)

ITEM	PART NO.	DESCRIPTION
1	15062010	PINCH PIPE
2	20042070	S-DRIVE TAKEUP GUARD
3	20060501	S-DRIVE TAKEUP BRACKET
4	20060502	DRIVE ROLLER COVER LH
5	20060504	PRETENSIONER
6	20060507	Pinch Tighener Plate
7	20060514	DRIVE ROLLER COVER RH
8	24040001	S-DRIVE BOTTOM GUARD
9	24060500	24 SERIES S-DRIVE
10	24070005	ROLLER 10-1/2" W/1-15/16 SHAFT
11	24070508	PINCH SD TAKE-UP ROLLER
12	24070509	S-DRIVE PINCH ROLLER
13	P0113000	SPRING TENSION BOLT
14	P0113004	CARRIAGE BOLT 1/2"X1-1/2"PLATED
15	P0113007	CARRIAGE BOLT 5/8"X2"PLATED
16	P0118033	BOLT 1/4" X 3/4" GR8 PLATED
17	P0118046	BOLT 3/8" X 1" GR8 PLATED
18	P0131016	NUT 1/4" PLATED GRADE 8
19	P0131019	NUT 3/4" PLATED GRADE 8
20	P0131021	NUT 1" PLATED GRADE 8
21	P0134026	LOCKNUT-NYLON-3/8" GRADE 8
22	P0134008	LOCKNUT-NYLON-1/2"
23	P01340101	LOCKNUT-NYLON-5/8" GRADE 8
24	P0151006	FLAT WASHER 1/4"PLATED USS
25	P0151031	FLAT WASHER 1"PLATED USS
26	P0152004	LOCK WASHER 1/4"PLATED
27	P0511008	SPRING-LD-1300 SERIES
28	P0511010	SPRING-COMP-1.46"X16.5" (1.05"DIA)
29	P0820129	BUSHING BRASS FLANGED
30	P1210103	PINCH SLIDE PLATE (POLY)
31	P1711005	FLANGE UNIT-1-1/4"-PREMIUM
32	P1711006	FLANGE UNIT-1-15/16"-PREMIUM
33	P1721004	TAKE-UP UNIT-1-1/2"-PREMIUM
34	P2520006	20 S-DRIVE TIGHTENER BOLT
35	P20324001	S-DRIVE RETURN ROLLER
36	P0351010	MACHINERY BUSHING 7/8" MEDIUM (NOT SHOWN)

HOPPER (2455580X)

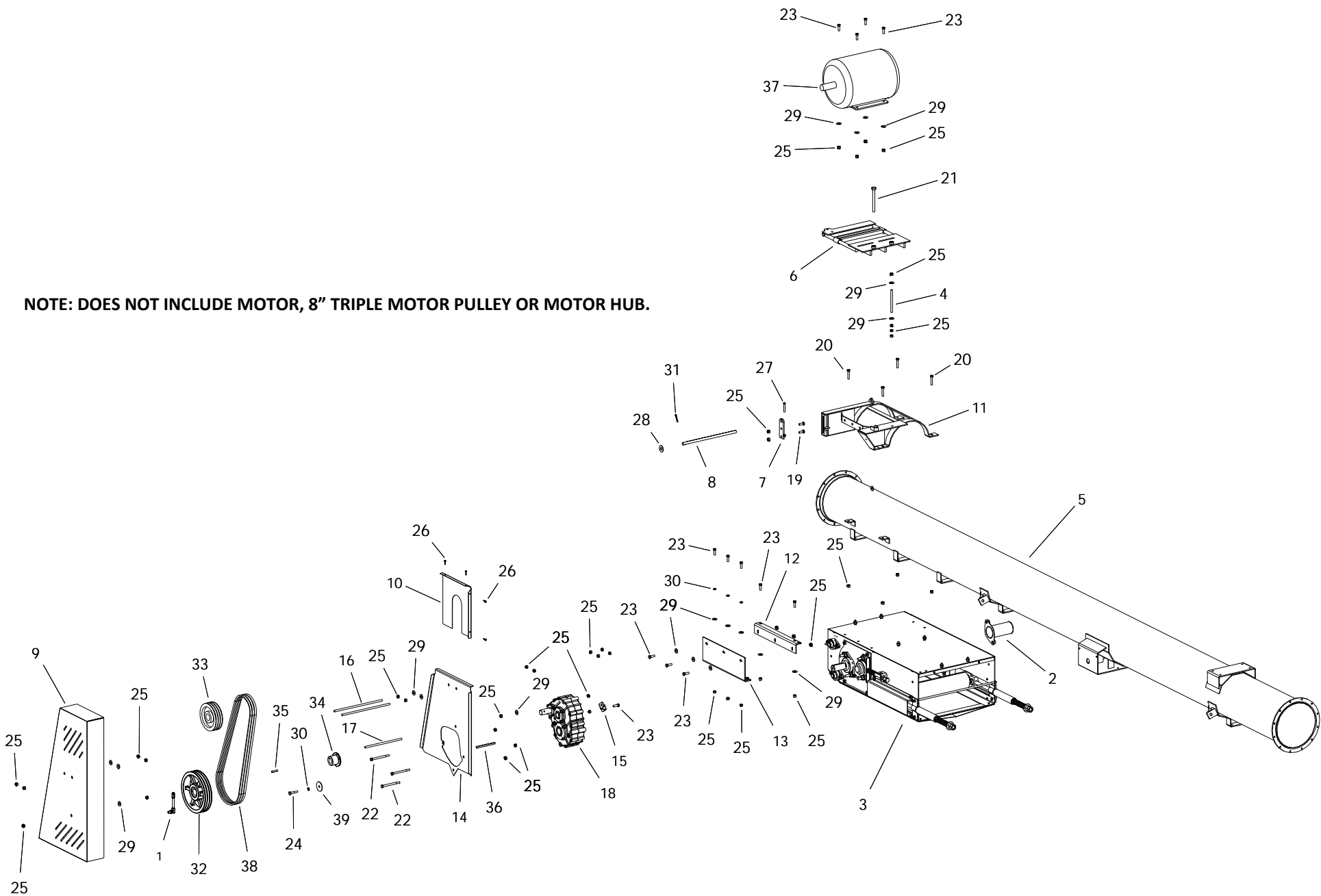


HOPPER (2455580X)

ITEM	PART NO.	DESCRIPTION
1	13052005	Lower Cloth Frame (back) (1300 new)
2	20030016	Tongue
3	20030017	CLEVIS
4	P19249003	24" HOPPER SIDE FLASING LEFT
5	24030046	24 SERIES HITCH
6	24052002	LOWER CLOTH FRAME SIDE
7	24052002	LOWER CLOTH FRAME SIDE
8	24052004	UPPER CLOTH FRAME STD (3PC)
9	24070009	HOPPER/SPOUT ROLLER LAGGED
10	24502003	LOWER CLOTH FRAME FRONT
11	P0113007	CARRIAGE BOLT 5/8"X2"PLATED
12	P0116001	ELEVATOR BOLT 1/4"X1-1/4"
13	P0118008	BOLT 1" X 5" GR8 PLATED
14	P0118046	BOLT 3/8" X 1" GR8 PLATED
15	P0118013	BOLT 1/2"X1 1/2" GR.8 PLATED
16	P0131016	NUT 1/4" PLATED GRADE 8
17	P0134008	LOCKNUT-NYLON-1/2"
18	P01340101	LOCKNUT-NYLON-5/8" GRADE 8
19	P0134030	LOCKNUT-NYLON-1" GRADE 8
20	P0141002	TEK SCREW 1/4"X1"
21	P0145001	VINYL SCREW CAP
22	P0145002	SET SCREW-7/16"X2-1/2"SQ.HD.
23	P0151006	FLAT WASHER 1/4"PLATED USS
24	P0161003	COTTER PIN 3/16"X1-1/2"PLATED
25	P0162002	Pin Hitch 3/4 x 3 1/2
26	P0162003	HITCH PIN 1" X 3-1/2" PLATED
27	P0162008	HOPPER PIVOT SHAFT-20/24 (rev1)
28	P0163001	HAIR PIN 3/16" X 3-1/4"
29	P0521005	HOPPER SPRING-R-.437
30	P0521006	HOPPER SPRING-L-.437
31	P1021011	ROLLER HEX 25"
32	P1621019	HOPPER CANVAS-24 CONV
33	P1641015	TRIM LOCK
34	P1711006	FLANGE UNIT-1-15/16"-PREMIUM
35	P2515017	PIVOT SHAFT BRACKET
36	P11240047	24 HOPPER SHIELD WIDE
37	P19249001	24" HOPPER FRONT FLASHING
38	P19249002	24" HOPPER SIDE FLASING RIGHT
39	24020501	2400 Hopper

24 ELECTRIC GEARBOX DRIVE KIT - 205 (24593000)

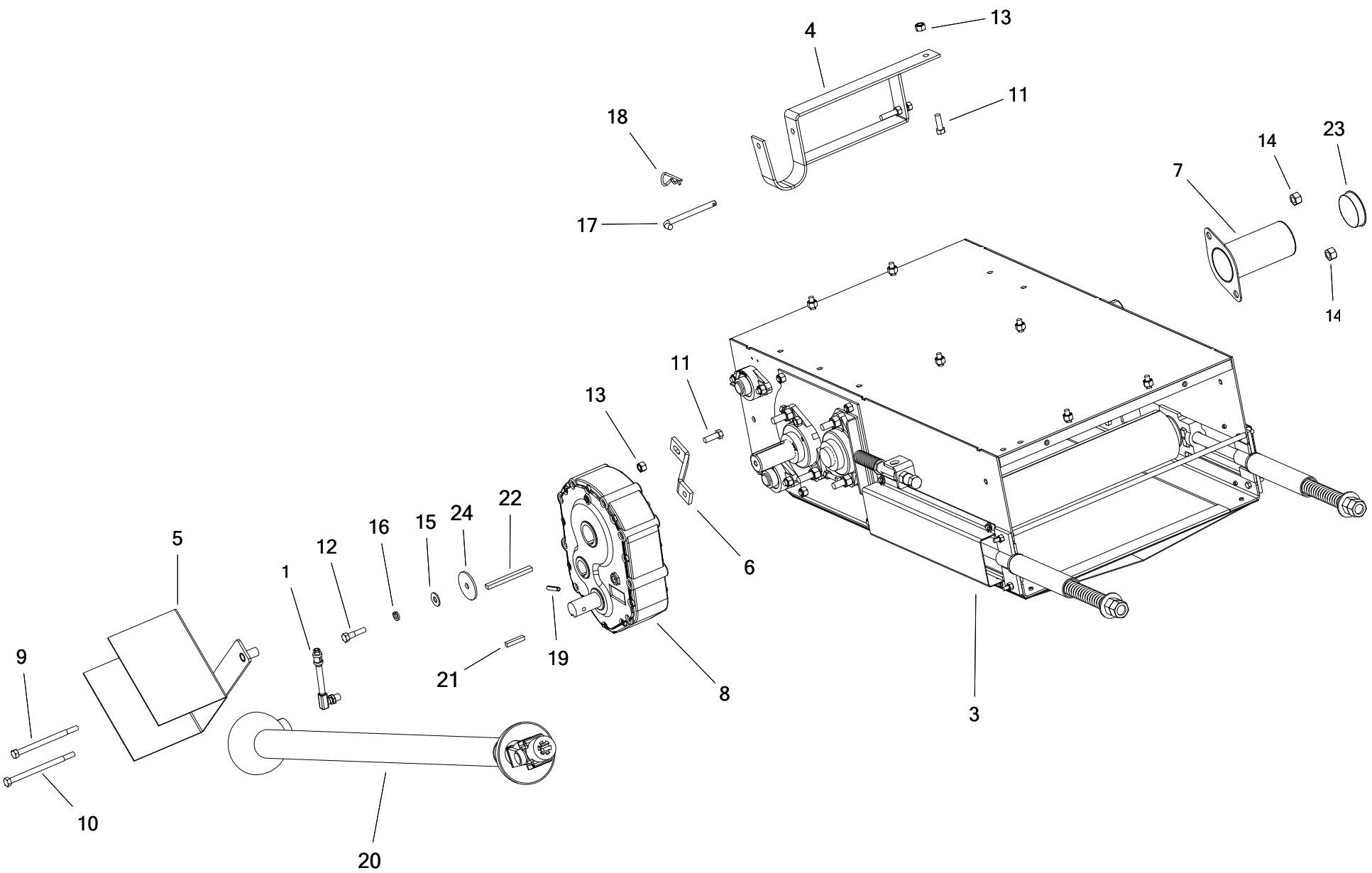
NOTE: DOES NOT INCLUDE MOTOR, 8" TRIPLE MOTOR PULLEY OR MOTOR HUB.



24 ELECTRIC GEARBOX DRIVE KIT - 205 (24593000)

ITEM	PART NO.	DESCRIPTION
1	01010001	BREATHER -M590 GB
2	2400035X	SHAFT GUARD FL-210 ASSY KIT
3	24590020	S-DRIVE ASM W/PINCH
4	13102055	TAB ADJUSTER ROD-1/2" X 7"
5	20020507	CENTER 20' -LOWER SUSP BRKT
6	20060027	ELECTRIC MOTOR MOUNT PLATE
7	20060040	ELECTRIC MOUNT ADJUSTER
8	20060055	ELECTRIC MOTOR MOUNT PIN-HD
9	24040012	24 ELEC PULLEY GUARD
10	24040013	24 ELEC PULLEY GUARD BACK
11	24060005	24 ELECTRIC OFFSET MOTOR CLAMP
12	24061016	24 ELEC OFFSET CLAMP SUPPORT TOP
13	24061017	24 ELEC OFFSET CLAMP SUPPORT BOTTOM
14	24061018	24 ELECTRIC BACK PLATE PINCH
15	24062178	24 ELEC GEARBOX STABILIZER
16	24062180	ADJUSTER ROD 1/2" X 17"
17	24062181	ADJUSTER ROD 1/2" X 13"
18	24591001	GBOX 6:1 CW/CW 1-15/16 W/OIL
19	P0113004	CARRIAGE BOLT 1/2"X1-1/2"PLATED
20	P0114005	TAP BOLT 1/2 X 2-1/2 GR.8 PLATED
21	P0114007	TAP BOLT 3/4 X 7 PLATED
22	P0118023	BOLT 1/2" X 6" GR8 PLATED
23	P0118013	BOLT 1/2"X1 1/2" GR.8 PLATED
24	P0118017	BOLT 1/2"X2-1/2"GRADE 8 PLATED
25	P0134008	LOCKNUT-NYLON-1/2"
26	P0141002	TEK SCREW 1/4"X1"
27	P0145002	SET SCREW-7/16"X2-1/2"SQ.HD.
28	P0151015	FLAT WASHER 3/4"PLATED USS
29	P0151029	FLAT WASHER 1/2"PLATED USS
30	P0152008	LOCK WASHER 1/2"PLATED
31	P0161001	Cotter Pin 1/4 x 2
32	P0328095	PULLEY-TRIPLE 3B124SK
33	P0328095	PULLEY-TRIPLE 3B124SK
34	P0341924	HUB SK 1-1/2
35	P0391002	KEY 3/8" X 2" LONG
36	P0391006	KEY 3/8 X 1/2 X 6-1/2 LONG
37	P0931005	MOTOR 10HP 3PH 230/460V 1740RPM
38	P03210388	BELT 3RB88 BANDED
39	P11130185	AXLE END CAP

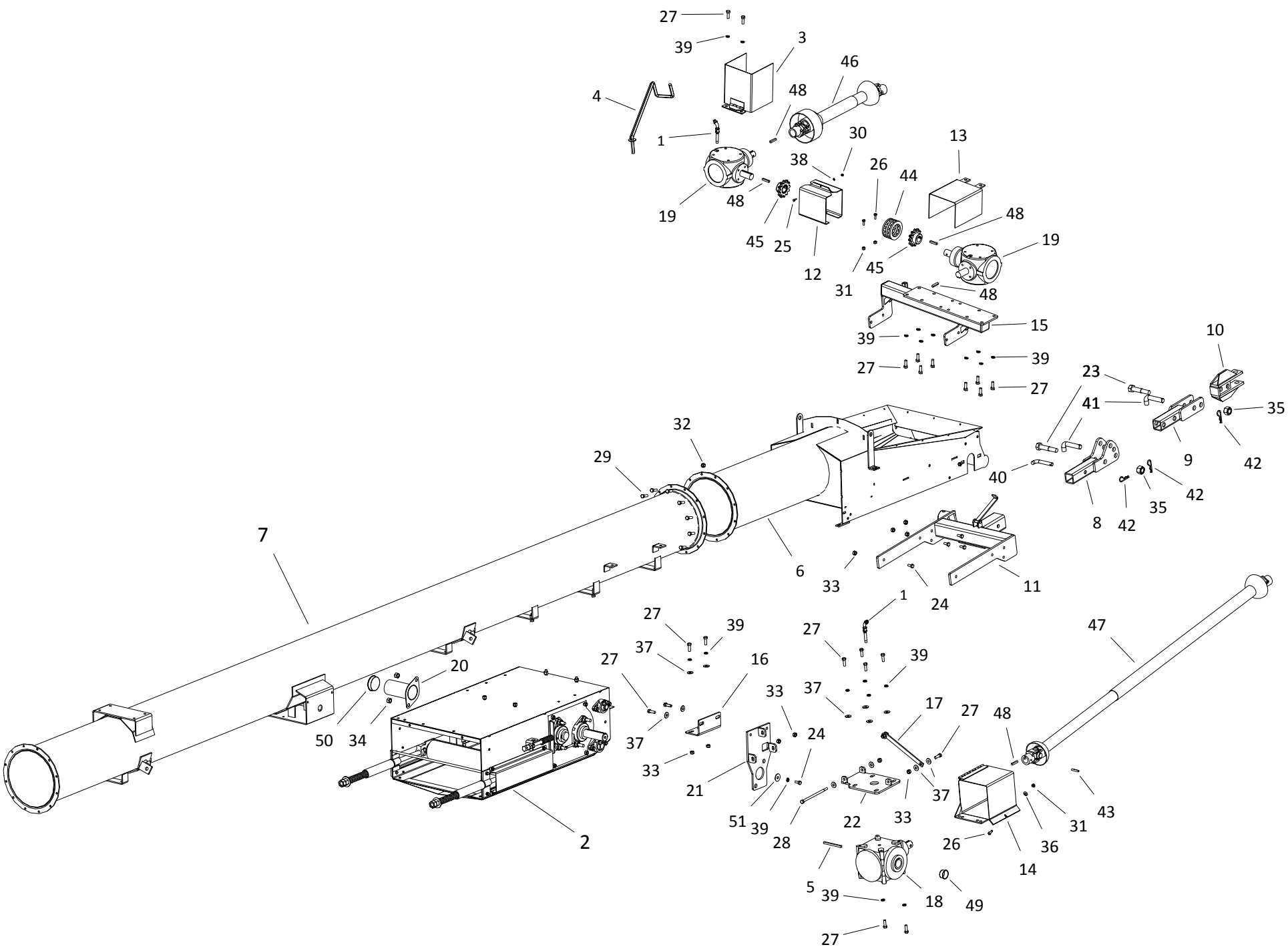
24 SIDE PTO GEARBOX DRIVE KIT -W_ PINCH (24592200)



24 SIDE PTO GEARBOX DRIVE KIT -W_PINCH (24592200)

ITEM	PART NO.	DESCRIPTION
1	01010001	BREATHER -M590 GB
3	24590020	S-DRIVE ASM W/PINCH
4	20040009	PTO CRADLE EXTENDED
5	20040017	PTO GUARD M590 MOUNT
6	20062178	GEARBOX STABILIZER
7	24041038	SHAFT GUARD(FL-210)
8	24591000	GEARBOX 2:1 CW/CW 1-15/16 M590A
9	P0118096	BOLT 1/2" X 7" GR8 PLATED
10	P0118097	BOLT 1/2" X 7-1/2" GR8 PLATED
11	P0118013	BOLT 1/2"X1 1/2" GR.8 PLATED
12	P0118016	BOLT 1/2" X 2" GR8 PLATED
13	P0134008	LOCKNUT-NYLON-1/2"
14	P01340101	LOCKNUT-NYLON-5/8" GRADE 8
15	P0151029	FLAT WASHER 1/2"PLATED USS
16	P0152008	LOCK WASHER 1/2"PLATED
17	P0162004	HITCH PIN 1/2" X 5" PLATED
18	P0163001	HAIR PIN 3/16" X 3-1/4"
19	P0167002	SPRING PIN 3/8" X 2"
20	P0381010	PTO SHAFT-1-1/2"X75" (HEAVY)
21	P0391002	KEY 3/8" X 2" LONG
22	P0391008	KEY 3/8"x1/2"x5-1/8"
23	P1210033	501 SHAFT GUARD PLUG
24	P11130185	AXLE END CAP

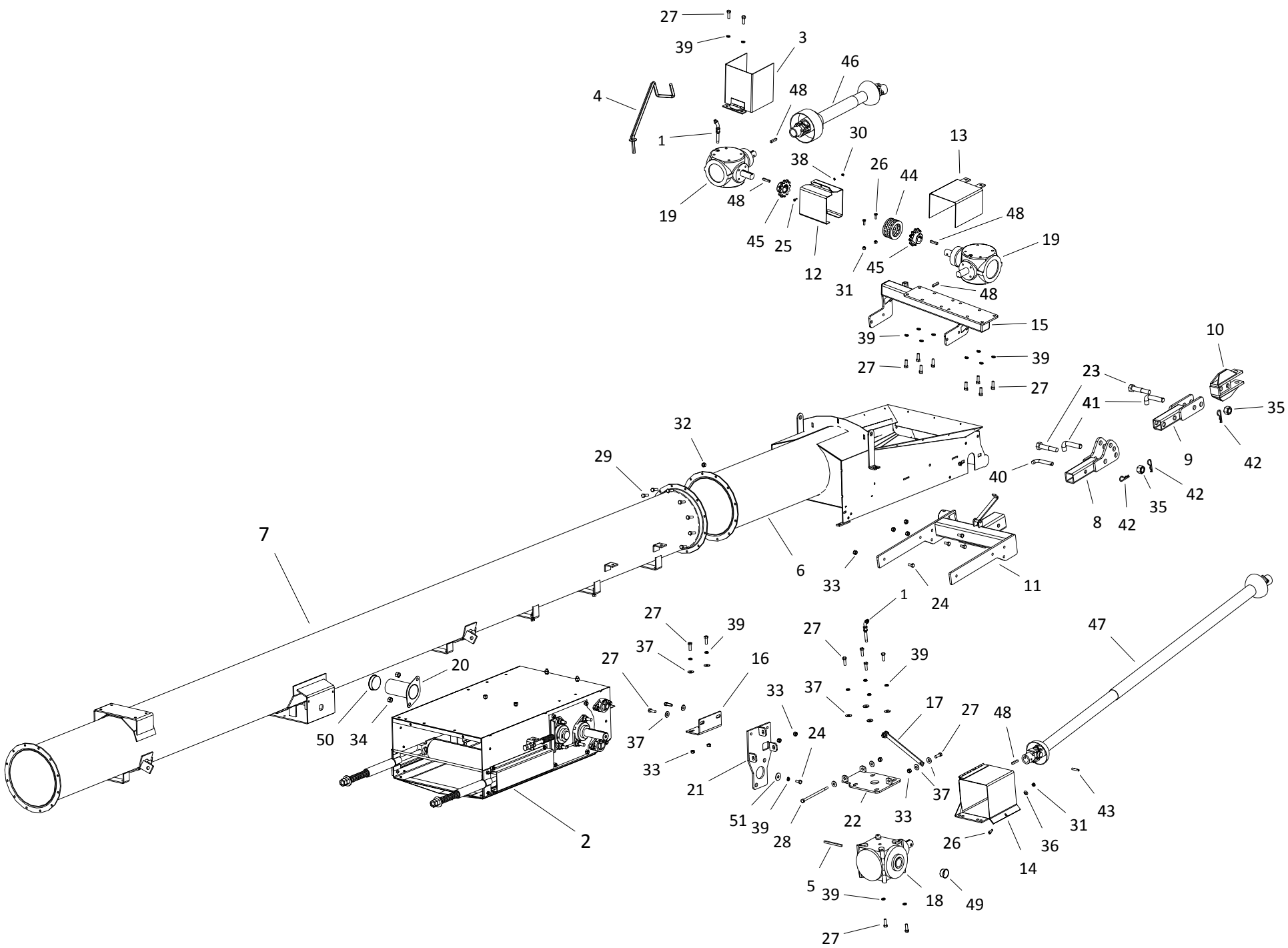
FRONT DRIVE PTO KIT 24-SERIES (24592230)



FRONT DRIVE PTO KIT 24-SERIES (24592230)

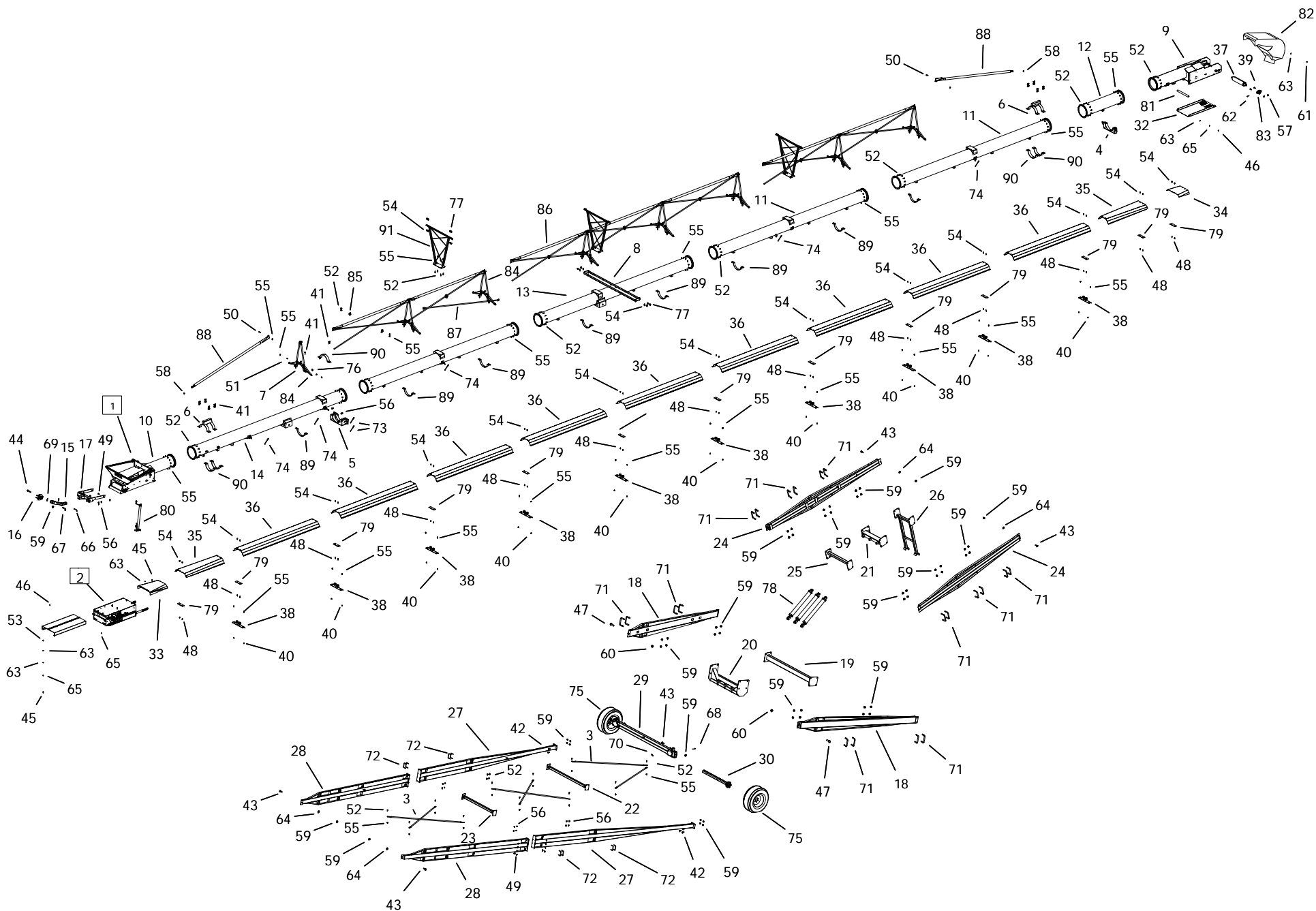
ITEM	PART NO.	DESCRIPTION
1	01010002	BREATHER -SWING AWAY
2	24590020	S-DRIVE ASM W/PINCH
3	13040011	PTO GUARD SWING
4	13090019	SWING PTO CRADLE
5	13202124	KEY 3/8" X 5.25" LONG
6	24020501	2400 Hopper
7	20020507	CENTER 20' -LOWER SUSP BRKT
8	20030004	20 SWING ADJUSTABLE TONGUE
9	20030005	20 ADJUSTABLE CLEVIS
10	20030017	CLEVIS
11	20030046	HITCH
12	20040004	SWING S-DRIVE COUPLING GUARD (HALF)
13	20040006	5190 GEARBOX GUARD
14	20040008	GUARD 6190GB FLIP-UP
15	24090067	GEARBOX MOUNT PLATFORM
16	20090071	GEARBOX MOUNT ANGLE BRKT
17	20092097	SWING 6190 GBOX SIDE MT (LINK ARM)
18	20591001	GBOX 90 1.85:1 1-15/16 6190 W/OIL
19	20591002	GBOX 90 1:1 CW/CW 1-1/2 5190 W/OIL
20	24041038	SHAFT GUARD(FL-210)
21	200900701	SWING 6190 GBOX SIDE MT (SD)
22	200900702	SWING 6190 GBOX SIDE MT (GBOX)
23	P0118008	BOLT 1" X 5" GR8 PLATED
24	P0118012	BOLT 1/2" X 1" GR8 PLATED
25	P0118033	BOLT 1/4" X 3/4" GR8 PLATED
26	P0118046	BOLT 3/8" X 1" GR8 PLATED
27	P0118013	BOLT 1/2"X1 1/2" GR.8 PLATED
28	P0118025	BOLT 1/2" X 9" GR8 PLATED
29	P0118077	BOLT 7/16"X1-1/2" GRADE 8 PLATED
30	P0134023	LOCKNUT-NYLON-1/4" GR8
31	P0134026	LOCKNUT-NYLON-3/8" GRADE 8
32	P0134007	LOCKNUT-NYLON-7/16"
33	P0134008	LOCKNUT-NYLON-1/2"
34	P01340101	LOCKNUT-NYLON-5/8" GRADE 8
35	P0134030	LOCKNUT-NYLON-1" GRADE 8
36	P0151009	FLAT WASHER 3/8"PLATED USS
37	P0151029	FLAT WASHER 1/2"PLATED USS
38	P0152004	LOCK WASHER 1/4"PLATED
39	P0152008	LOCK WASHER 1/2"PLATED
40	P0162002	Pin Hitch 3/4 x 3 1/2
41	P0162003	HITCH PIN 1" X 3-1/2" PLATED
42	P0163001	HAIR PIN 3/16" X 3-1/4"
43	P0167004	SPRING PIN 3/8"X3"
44	P0311003	CHAIN FOR DRIVE(80-2RX12+CL)
45	P0338122	SPROCKET-H80B12 X 1-1/2
46	P0381002	CV SHAFT-2000 SERIES

FRONT DRIVE PTO KIT 24-SERIES (24592230)



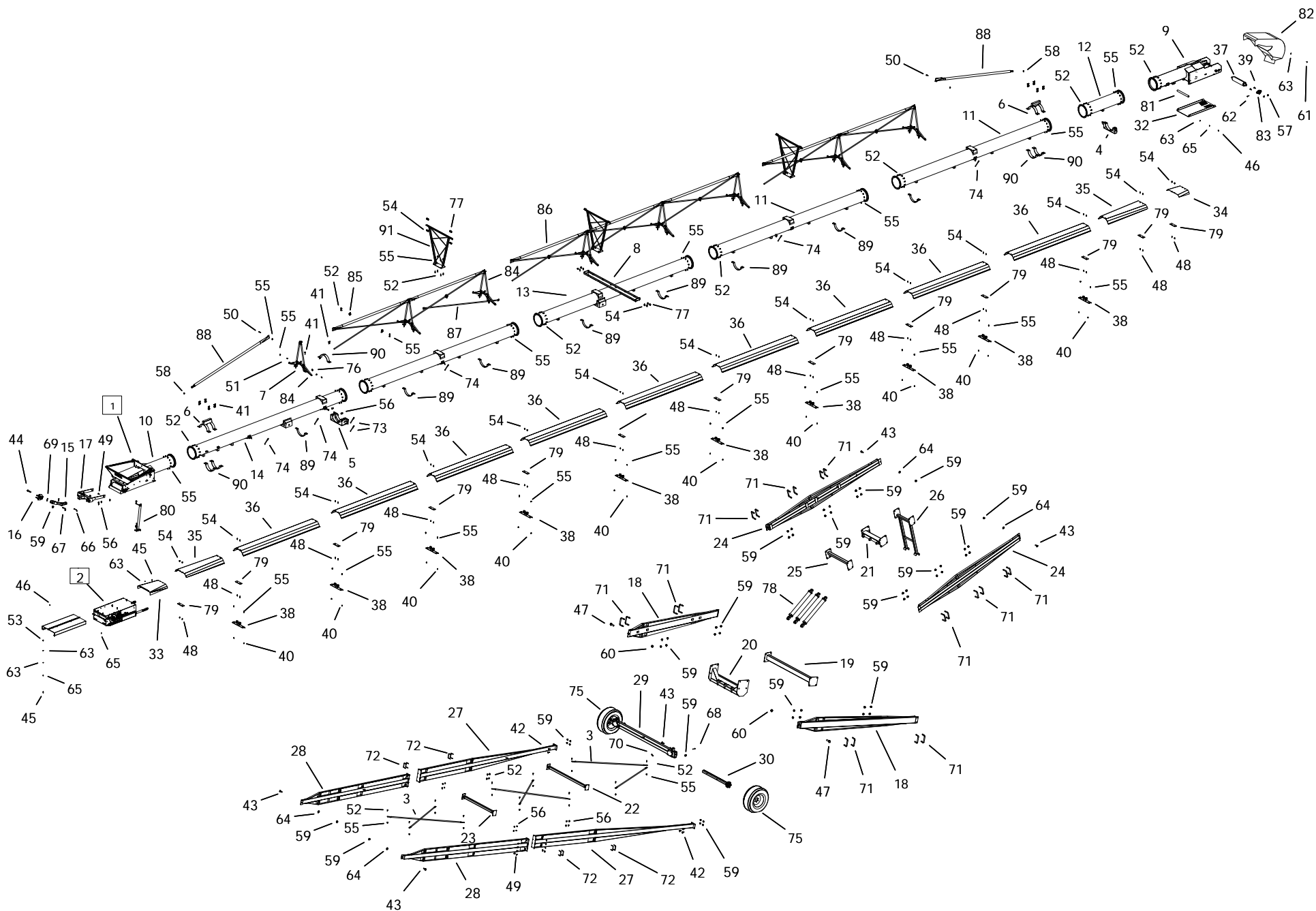
FRONT DRIVE PTO KIT 24-SERIES (24592230)

ITEM	PART NO.	DESCRIPTION
47	P0381028	PTO SHAFT-1-1/2" BOTH ENDS-105"-35
48	P0391002	KEY 3/8" X 2" LONG
49	P1210025	GEARBOX PLUG 2"
50	P1210033	501 SHAFT GUARD PLUG
51	P11240130	KEY RETAINER



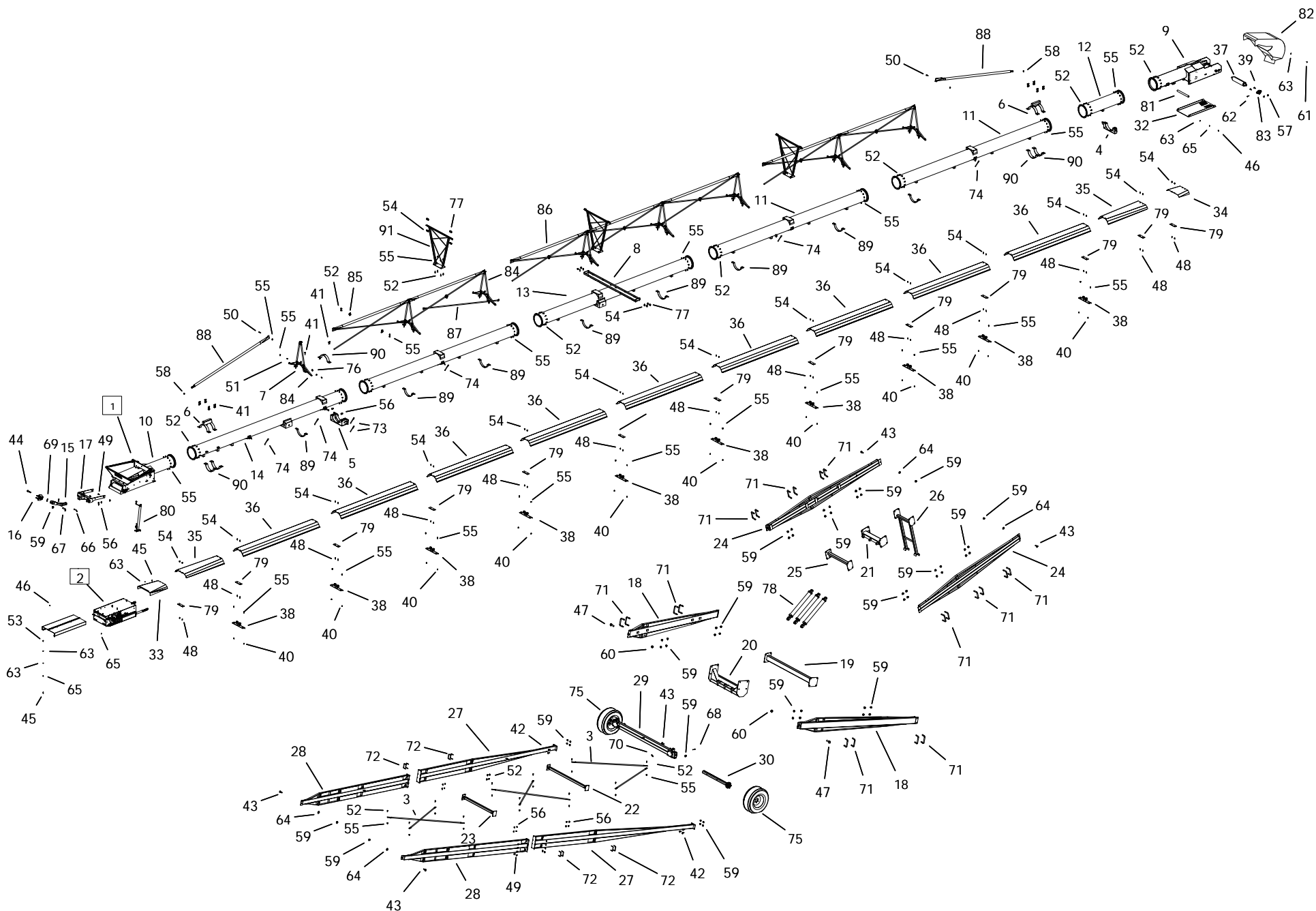
24120-24512011

ITEM	PART NO.	DESCRIPTION
1	2455580X	HOPPER -COLLAPSABLE
2	24590020	S-DRIVE ASM W/PINCH
3	15032030	CROSS BRACE
4	20010006	CABLE ANCHOR
5	20010012	SUSPENSION BRACKET WITH DUAL TABS
6	20010066	TRUSS ANCHOR CLAMP
7	20010102	TRUSS MOUNT BRACKET
8	20010120	20 LATERAL SIDE BRIDGE
9	24020500	2400 Spout
10	24020501	2400 Hopper
11	20020503	CENTER 20' -MID BRIDGE
12	20020505	CENTER 5' -RTRN MNTS
13	20020506	CENTER 20' -UPPR SUSP BRKT (MID)
14	20020507	CENTER 20' -LOWER SUSP BRKT
15	20030016	Tongue
16	20030017	CLEVIS
17	24030046	24 SERIES HITCH
18	20030118	LIFT ARM 120
19	20030123	LOWER LIFT ARM BRACE 105/120
20	20030124	20120 Upper Lift Arm Brace
21	20030125	LADDER CROSS TUBE 105/120
22	20030130	2085 Long Axle Arm Brace
23	20030131	2085 Short Axle Arm Brace
24	20030136	LADDER ARM 120
25	20030137	LOWER LADDER CROSS 105/120
26	20030138	TRANSPORT BRACE 105/120
27	20030167	AXLE ARM LOWER 105/120 REINFORCED
28	20030168	AXLE ARM UPPER 105/120 REINFORCED
29	20030409	AXLE EXTENDABLE 20105/20120
30	20030501	AXLE EXTENSION W/614 -ORANGE
31	24042090	S-DR TO HOPPER GUARD
32	24042093	Spout Cover Guard
33	24042094	GUARD -ABOVE S-DRIVE
34	24042099	WEATHER GUARD UPPER TRANSITION
35	24042202	24-WEATHER GUARD 5' FLR - 61-1/2"
36	24042211	24-WEATHER GUARD 10' - 121-1/2"
37	24070009	HOPPER/SPOUT ROLLER LAGGED
38	200100811	WG ROLLER MOUNT KIT W/ROLLERS
39	P0113007	CARRIAGE BOLT 5/8"X2"PLATED
40	P0113013	CARRIAGE BOLT 7/16"X1" PLATED
41	P0114005	TAP BOLT 1/2 X 2-1/2 GR.8 PLATED
42	P0118003	BOLT 1" X 2-1/2" GR8 PLATED
43	P0118004	BOLT 1" X 3" GR8 PLATED
44	P0118008	BOLT 1" X 5" GR8 PLATED
45	P0118131	BOLT 1/4" X 1" GR8 PLATED
46	P0118033	BOLT 1/4" X 3/4" GR8 PLATED



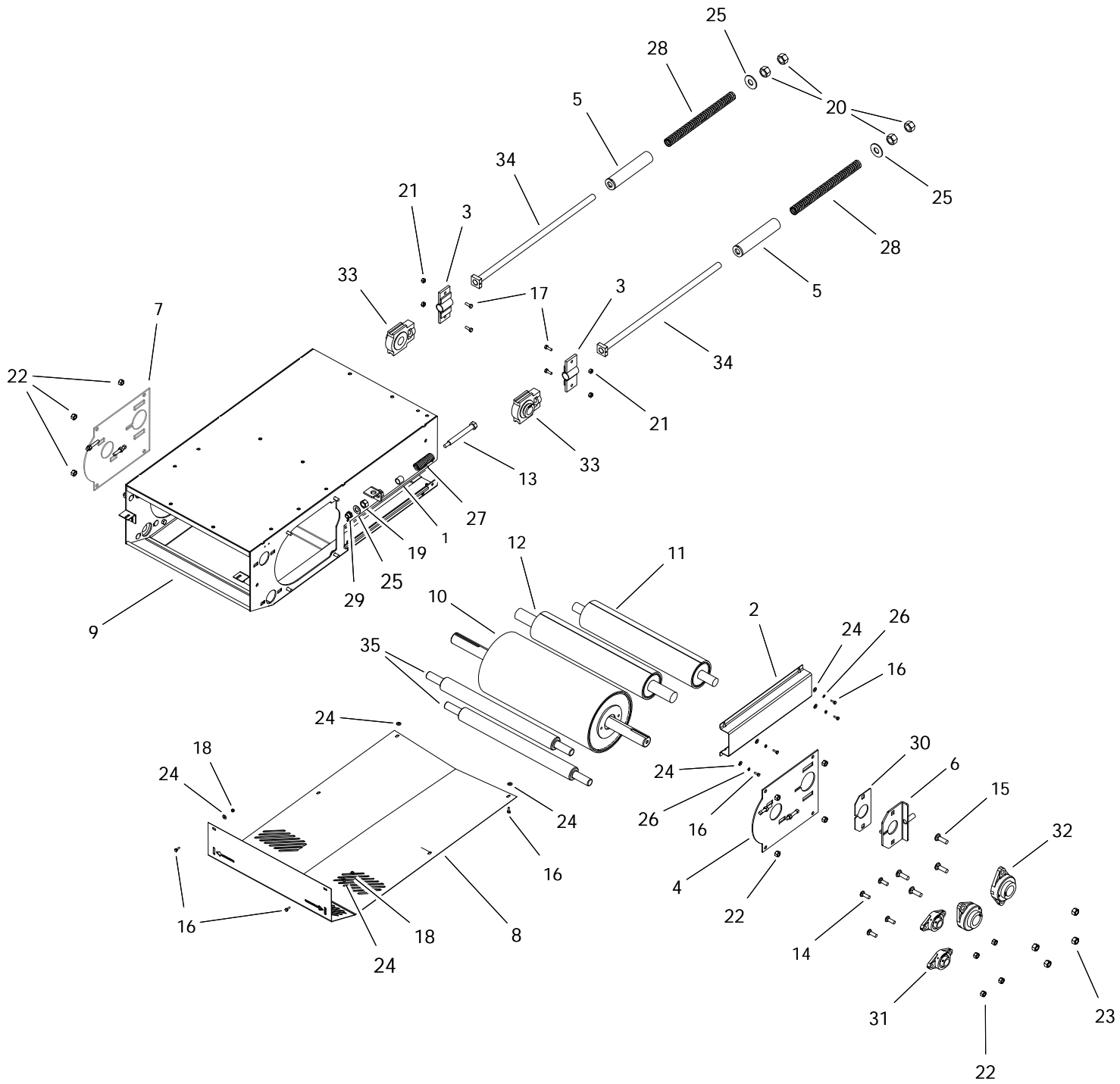
24120-24512011

ITEM	PART NO.	DESCRIPTION
47	P0118101	BOLT 1-1/4"X4-1/2" GR8 PLATED
48	P0115303	CAPSCREW 3/8X1-1/4FLT HD SOCKET PTD
49	P0118013	BOLT 1/2"X1 1/2" GR.8 PLATED
50	P0118076	BOLT 7/16"X1" GRADE 8 PLATED
51	P0118076	BOLT 7/16"X1" GRADE 8 PLATED
52	P0118077	BOLT 7/16"X1-1/2" GRADE 8 PLATED
53	P0131016	NUT 1/4" PLATED GRADE 8
54	P0134026	LOCKNUT-NYLON-3/8" GRADE 8
55	P0134007	LOCKNUT-NYLON-7/16"
56	P0134008	LOCKNUT-NYLON-1/2"
57	P01340101	LOCKNUT-NYLON-5/8" GRADE 8
58	P0134029	LOCKNUT-NYLON-3/4" GRADE 8
59	P0134030	LOCKNUT-NYLON-1" GRADE 8
60	P0134031	LOCKNUT-NYLON-1-1/4" GRADE 8
61	P0141003	TEK SCREW 1/4"X1-1/2" HEX WASHER
62	P0145002	SET SCREW-7/16"X2-1/2"SQ.HD.
63	P0151006	FLAT WASHER 1/4"PLATED USS
64	P0151031	FLAT WASHER 1"PLATED USS
65	P0152004	LOCK WASHER 1/4"PLATED
66	P0162002	Pin Hitch 3/4 x 3 1/2
67	P0162003	HITCH PIN 1" X 3-1/2" PLATED
68	P0162009	HITCH PIN 3/8 X 4-5/16
69	P0163001	HAIR PIN 3/16" X 3-1/4"
70	P0163011	HAIR PIN 5/32X2-15/16 (66326)
71	P0183016	U-BOLT 8"X3-1/2" (1") PTD
72	P0183017	U-BOLT 5"X2"(1/2)PTD
73	P0183020	5/16" EYE BOLT ASM
74	P0183021	3/8" EYE BOLT ASM
75	P0616304	TIRE ASM -6BLT 12.5LX16 LRG
76	P0712105	CABLE CLAMP-5/16" GALV.
77	P0712109	CABLE CLAMP-3/8"
78	P0814036	HYD CYL 4 X 36
79	P1010002	BI-MOUNT PLATE CAST
80	P1011008	JACK-15000LB
81	P1021003	ROLLER HEX 21"
82	P1212402	HOOD-ROUND 24 SERIES
83	P1711006	FLANGE UNIT-1-15/16"-PREMIUM
84	P2217460	TRUSS SUPPORT BRACKET HIGH
85	P2217655	Cross Brace Clamp
86	P2217658	TRUSS TUBE
87	P2217659	TRUSS CROSS BRACE
88	P2217660	TRUSS ADJUSTMENT TUBE
89	P2518202P	2" U-CLAMP PAINTED
90	P2518203P	3" U-CLAMP PAINTED
91	20010105	HIGH CABLE BRIDGE
92	P0711109	CABLE-5/16" (75'6")



24120-24512011

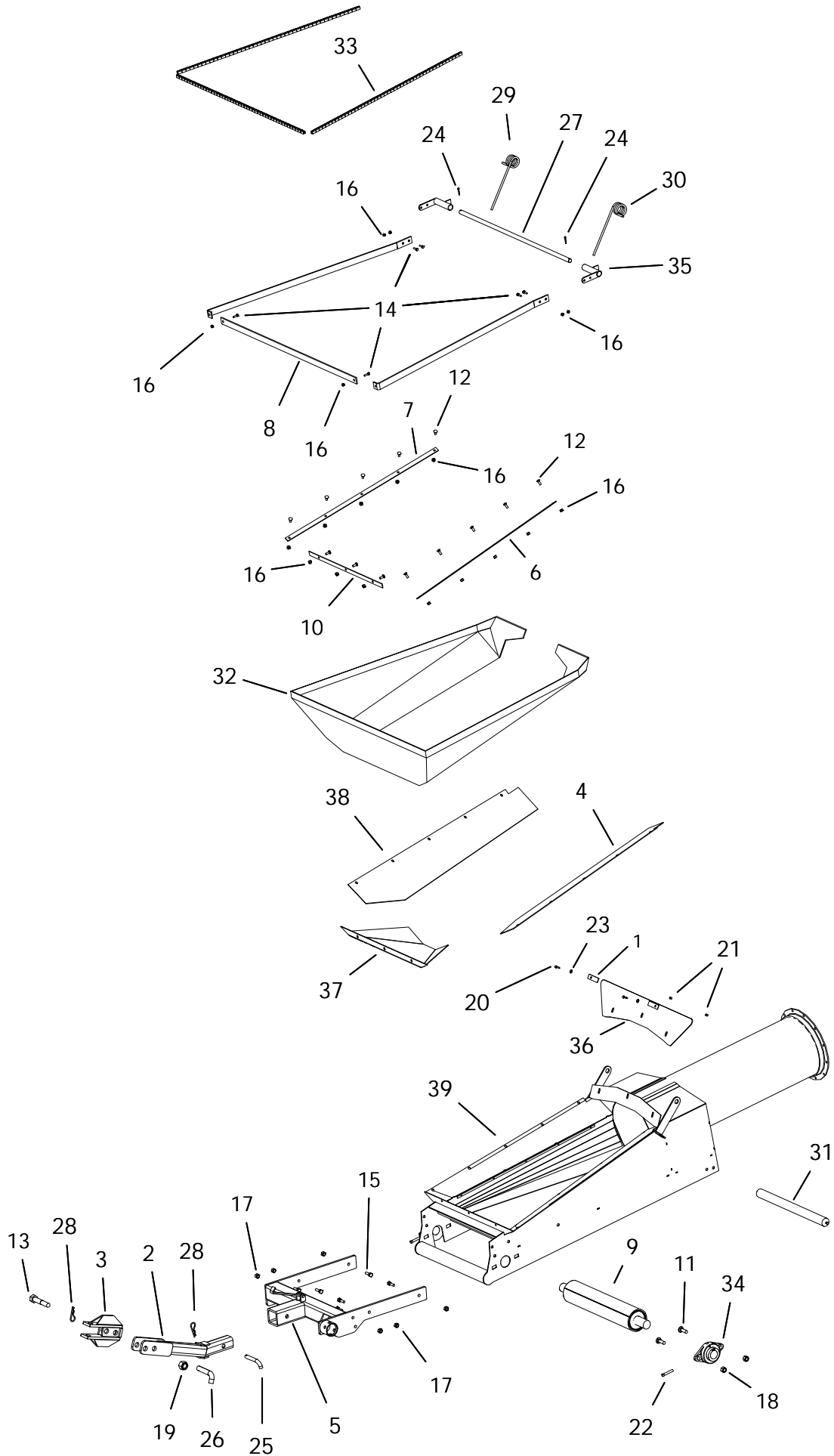
ITEM	PART NO.	DESCRIPTION
93	P0711117	CABLE-3/8" (208') (NOT SHOWN)
94	P2227989	MANUAL HOLDER AND LID
95	P0711116	CABLE-3/8" (93') (NOT SHOWN)
96	24571201	24120 251' 2"
97	P0711113	CABLE-3/8" (162') (NOT SHOWN)



S-DRIVE (24590020)

ITEM	PART NO.	DESCRIPTION
1	15062010	PINCH PIPE
2	20042070	S-DRIVE TAKEUP GUARD
3	20060501	S-DRIVE TAKEUP BRACKET
4	20060502	DRIVE ROLLER COVER LH
5	20060504	PRETENSIONER
6	20060507	Pinch Tighener Plate
7	20060514	DRIVE ROLLER COVER RH
8	24040001	S-DRIVE BOTTOM GUARD
9	24060500	24 SERIES S-DRIVE
10	24070005	ROLLER 10-1/2" W/1-15/16 SHAFT
11	24070508	PINCH SD TAKE-UP ROLLER
12	24070509	S-DRIVE PINCH ROLLER
13	P0113000	SPRING TENSION BOLT
14	P0113004	CARRIAGE BOLT 1/2"X1-1/2"PLATED
15	P0113007	CARRIAGE BOLT 5/8"X2"PLATED
16	P0118033	BOLT 1/4" X 3/4" GR8 PLATED
17	P0118046	BOLT 3/8" X 1" GR8 PLATED
18	P0131016	NUT 1/4" PLATED GRADE 8
19	P0131019	NUT 3/4" PLATED GRADE 8
20	P0131021	NUT 1" PLATED GRADE 8
21	P0134026	LOCKNUT-NYLON-3/8" GRADE 8
22	P0134008	LOCKNUT-NYLON-1/2"
23	P01340101	LOCKNUT-NYLON-5/8" GRADE 8
24	P0151006	FLAT WASHER 1/4"PLATED USS
25	P0151031	FLAT WASHER 1"PLATED USS
26	P0152004	LOCK WASHER 1/4"PLATED
27	P0511008	SPRING-LD-1300 SERIES
28	P0511010	SPRING-COMP-1.46"X16.5" (1.05"DIA)
29	P0820129	BUSHING BRASS FLANGED
30	P1210103	PINCH SLIDE PLATE (POLY)
31	P1711005	FLANGE UNIT-1-1/4"-PREMIUM
32	P1711006	FLANGE UNIT-1-15/16"-PREMIUM
33	P1721004	TAKE-UP UNIT-1-1/2"-PREMIUM
34	P2520006	20 S-DRIVE TIGHTENER BOLT
35	P20324001	S-DRIVE RETURN ROLLER
36	P0351010	MACHINERY BUSHING 7/8" MEDIUM (NOT SHOWN)

HOPPER (2455580X)

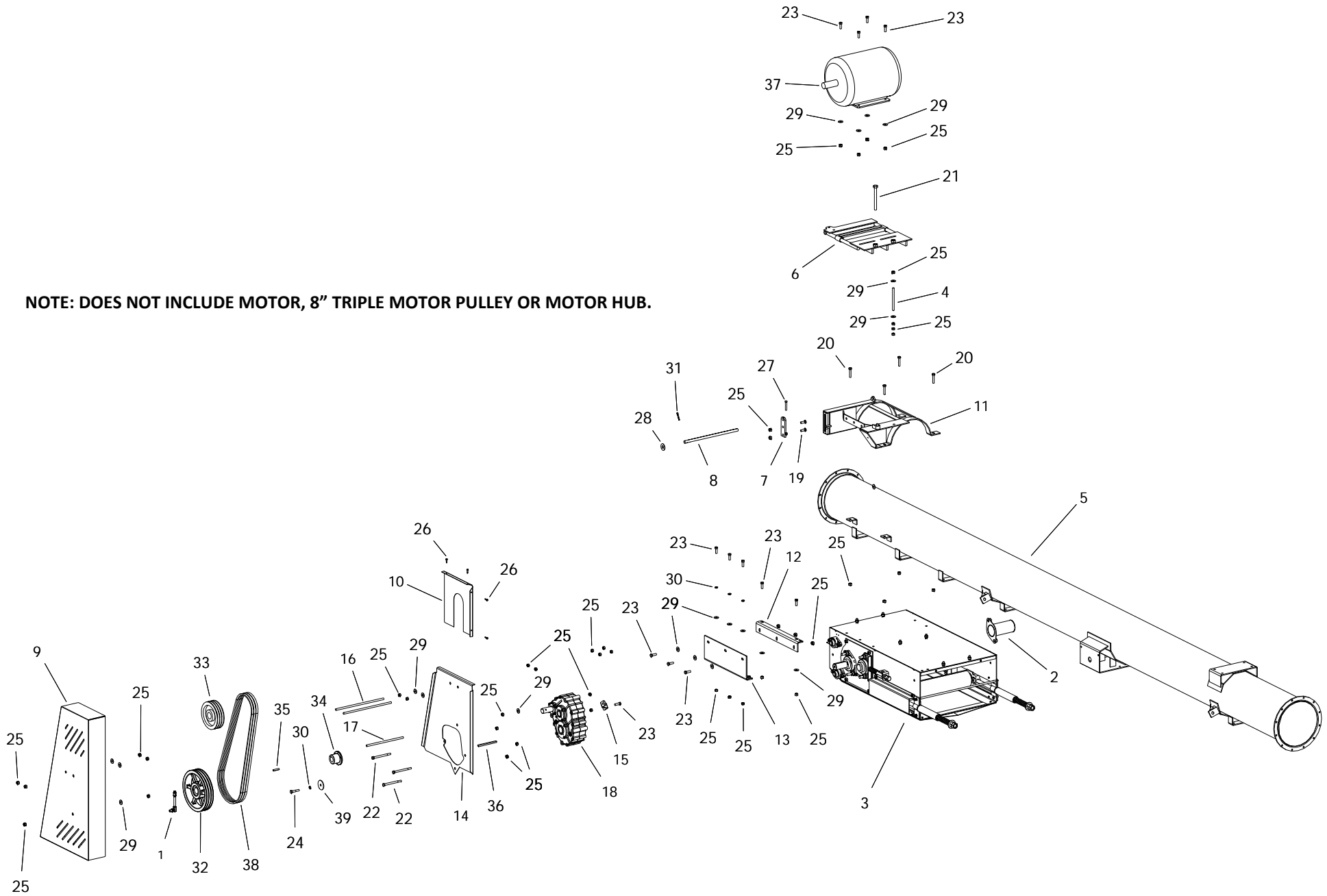


HOPPER (2455580X)

ITEM	PART NO.	DESCRIPTION
1	13052005	Lower Cloth Frame (back) (1300 new)
2	20030016	Tongue
3	20030017	CLEVIS
4	P19249003	24" HOPPER SIDE FLASING LEFT
5	24030046	24 SERIES HITCH
6	24052002	LOWER CLOTH FRAME SIDE
7	24052002	LOWER CLOTH FRAME SIDE
8	24052004	UPPER CLOTH FRAME STD (3PC)
9	24070009	HOPPER/SPOUT ROLLER LAGGED
10	24502003	LOWER CLOTH FRAME FRONT
11	P0113007	CARRIAGE BOLT 5/8"X2"PLATED
12	P0116001	ELEVATOR BOLT 1/4"X1-1/4"
13	P0118008	BOLT 1" X 5" GR8 PLATED
14	P0118046	BOLT 3/8" X 1" GR8 PLATED
15	P0118013	BOLT 1/2"X1 1/2" GR.8 PLATED
16	P0131016	NUT 1/4" PLATED GRADE 8
17	P0134008	LOCKNUT-NYLON-1/2"
18	P01340101	LOCKNUT-NYLON-5/8" GRADE 8
19	P0134030	LOCKNUT-NYLON-1" GRADE 8
20	P0141002	TEK SCREW 1/4"X1"
21	P0145001	VINYL SCREW CAP
22	P0145002	SET SCREW-7/16"X2-1/2"SQ.HD.
23	P0151006	FLAT WASHER 1/4"PLATED USS
24	P0161003	COTTER PIN 3/16"X1-1/2"PLATED
25	P0162002	Pin Hitch 3/4 x 3 1/2
26	P0162003	HITCH PIN 1" X 3-1/2" PLATED
27	P0162008	HOPPER PIVOT SHAFT-20/24 (rev1)
28	P0163001	HAIR PIN 3/16" X 3-1/4"
29	P0521005	HOPPER SPRING-R-.437
30	P0521006	HOPPER SPRING-L-.437
31	P1021011	ROLLER HEX 25"
32	P1621019	HOPPER CANVAS-24 CONV
33	P1641015	TRIM LOCK
34	P1711006	FLANGE UNIT-1-15/16"-PREMIUM
35	P2515017	PIVOT SHAFT BRACKET
36	P11240047	24 HOPPER SHIELD WIDE
37	P19249001	24" HOPPER FRONT FLASHING
38	P19249002	24" HOPPER SIDE FLASING RIGHT
39	24020501	2400 Hopper

24 ELECTRIC GEARBOX DRIVE KIT - 205 (24593000)

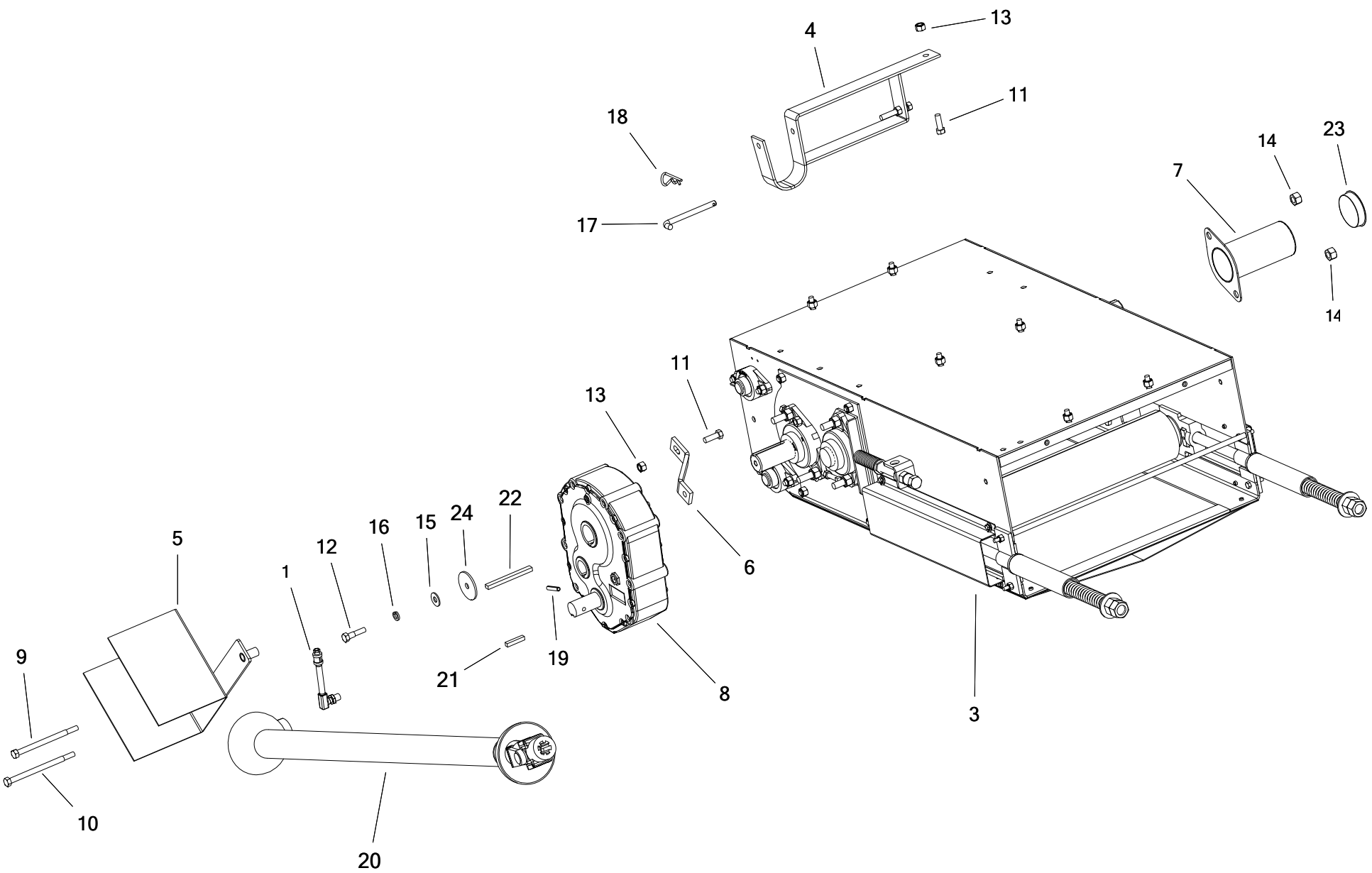
NOTE: DOES NOT INCLUDE MOTOR, 8" TRIPLE MOTOR PULLEY OR MOTOR HUB.



24 ELECTRIC GEARBOX DRIVE KIT - 205 (24593000)

ITEM	PART NO.	DESCRIPTION
1	01010001	BREATHER -M590 GB
2	2400035X	SHAFT GUARD FL-210 ASSY KIT
3	24590020	S-DRIVE ASM W/PINCH
4	13102055	TAB ADJUSTER ROD-1/2" X 7"
5	20020507	CENTER 20' -LOWER SUSP BRKT
6	20060027	ELECTRIC MOTOR MOUNT PLATE
7	20060040	ELECTRIC MOUNT ADJUSTER
8	20060055	ELECTRIC MOTOR MOUNT PIN-HD
9	24040012	24 ELEC PULLEY GUARD
10	24040013	24 ELEC PULLEY GUARD BACK
11	24060005	24 ELECTRIC OFFSET MOTOR CLAMP
12	24061016	24 ELEC OFFSET CLAMP SUPPORT TOP
13	24061017	24 ELEC OFFSET CLAMP SUPPORT BOTTOM
14	24061018	24 ELECTRIC BACK PLATE PINCH
15	24062178	24 ELEC GEARBOX STABILIZER
16	24062180	ADJUSTER ROD 1/2" X 17"
17	24062181	ADJUSTER ROD 1/2" X 13"
18	24591001	GBOX 6:1 CW/CW 1-15/16 W/OIL
19	P0113004	CARRIAGE BOLT 1/2"X1-1/2"PLATED
20	P0114005	TAP BOLT 1/2 X 2-1/2 GR.8 PLATED
21	P0114007	TAP BOLT 3/4 X 7 PLATED
22	P0118023	BOLT 1/2" X 6" GR8 PLATED
23	P0118013	BOLT 1/2"X1 1/2" GR.8 PLATED
24	P0118017	BOLT 1/2"X2-1/2"GRADE 8 PLATED
25	P0134008	LOCKNUT-NYLON-1/2"
26	P0141002	TEK SCREW 1/4"X1"
27	P0145002	SET SCREW-7/16"X2-1/2"SQ.HD.
28	P0151015	FLAT WASHER 3/4"PLATED USS
29	P0151029	FLAT WASHER 1/2"PLATED USS
30	P0152008	LOCK WASHER 1/2"PLATED
31	P0161001	Cotter Pin 1/4 x 2
32	P0328095	PULLEY-TRIPLE 3B124SK
33	P0328095	PULLEY-TRIPLE 3B124SK
34	P0341924	HUB SK 1-1/2
35	P0391002	KEY 3/8" X 2" LONG
36	P0391006	KEY 3/8 X 1/2 X 6-1/2 LONG
37	P0931005	MOTOR 10HP 3PH 230/460V 1740RPM
38	P03210388	BELT 3RB88 BANDED
39	P11130185	AXLE END CAP

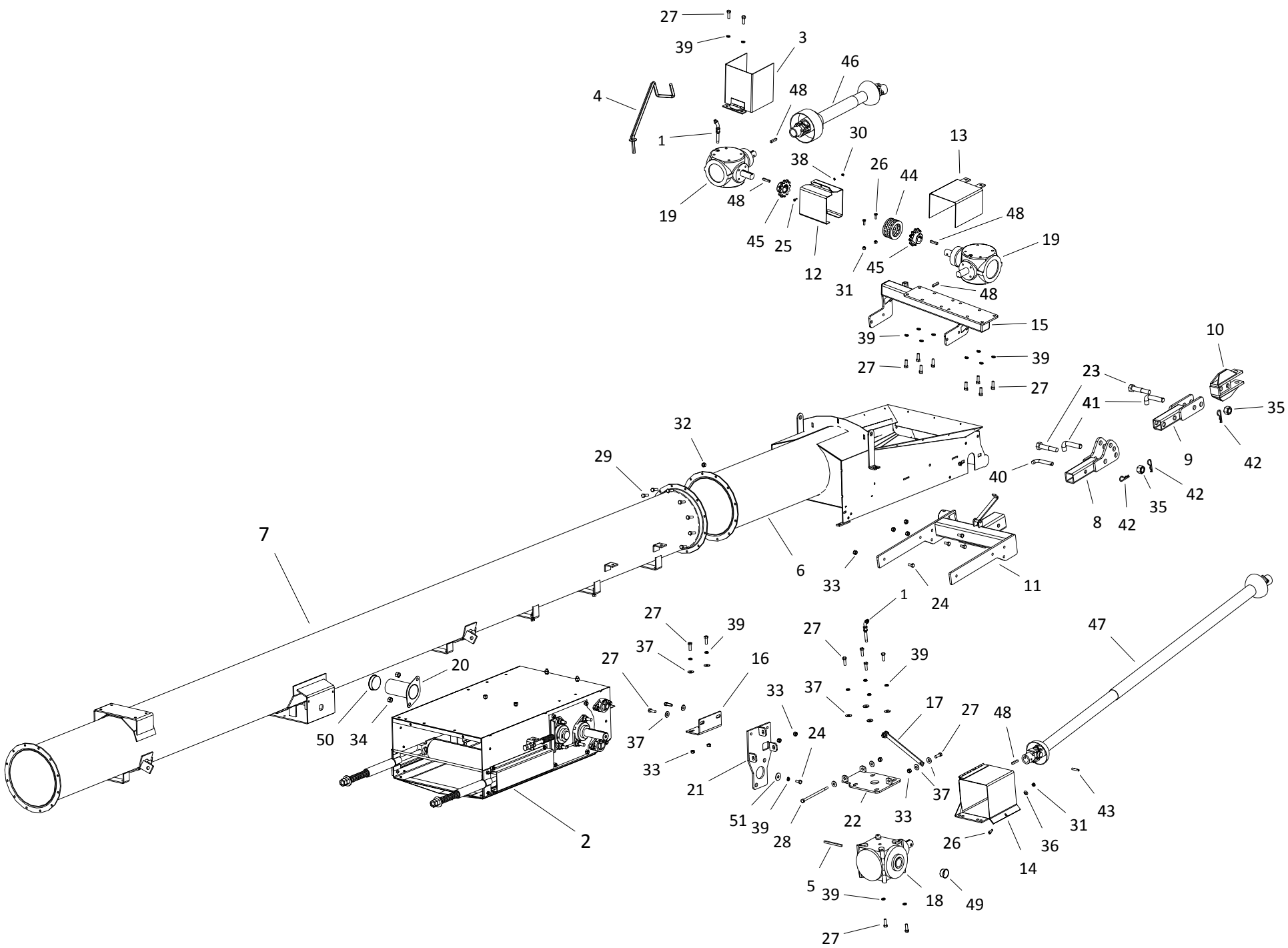
24 SIDE PTO GEARBOX DRIVE KIT -W_ PINCH (24592200)



24 SIDE PTO GEARBOX DRIVE KIT -W_PINCH (24592200)

ITEM	PART NO.	DESCRIPTION
1	01010001	BREATHER -M590 GB
3	24590020	S-DRIVE ASM W/PINCH
4	20040009	PTO CRADLE EXTENDED
5	20040017	PTO GUARD M590 MOUNT
6	20062178	GEARBOX STABILIZER
7	24041038	SHAFT GUARD(FL-210)
8	24591000	GEARBOX 2:1 CW/CW 1-15/16 M590A
9	P0118096	BOLT 1/2" X 7" GR8 PLATED
10	P0118097	BOLT 1/2" X 7-1/2" GR8 PLATED
11	P0118013	BOLT 1/2"X1 1/2" GR.8 PLATED
12	P0118016	BOLT 1/2" X 2" GR8 PLATED
13	P0134008	LOCKNUT-NYLON-1/2"
14	P01340101	LOCKNUT-NYLON-5/8" GRADE 8
15	P0151029	FLAT WASHER 1/2"PLATED USS
16	P0152008	LOCK WASHER 1/2"PLATED
17	P0162004	HITCH PIN 1/2" X 5" PLATED
18	P0163001	HAIR PIN 3/16" X 3-1/4"
19	P0167002	SPRING PIN 3/8" X 2"
20	P0381010	PTO SHAFT-1-1/2"X75" (HEAVY)
21	P0391002	KEY 3/8" X 2" LONG
22	P0391008	KEY 3/8"x1/2"x5-1/8"
23	P1210033	501 SHAFT GUARD PLUG
24	P11130185	AXLE END CAP

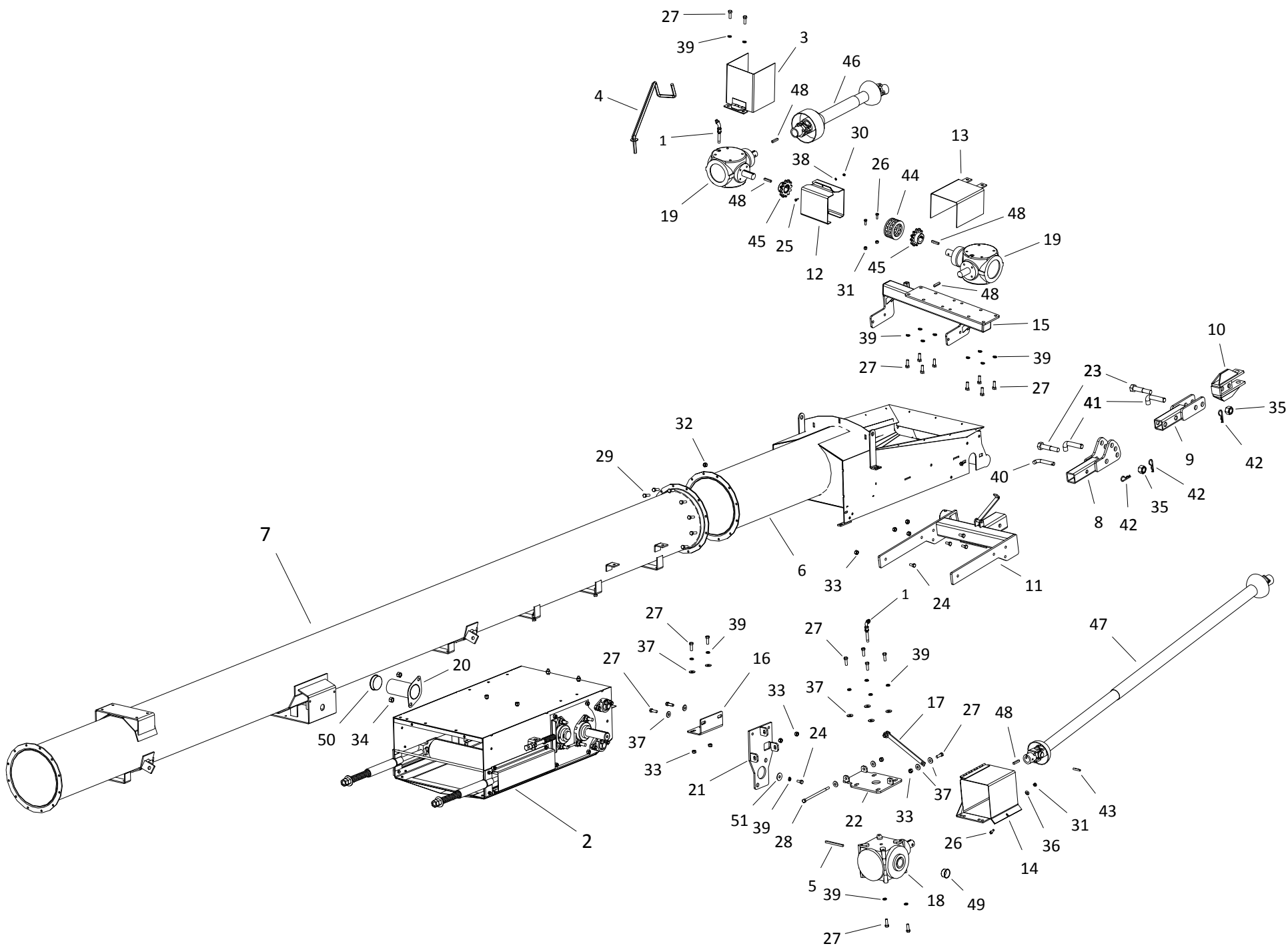
FRONT DRIVE PTO KIT 24-SERIES (24592230)



FRONT DRIVE PTO KIT 24-SERIES (24592230)

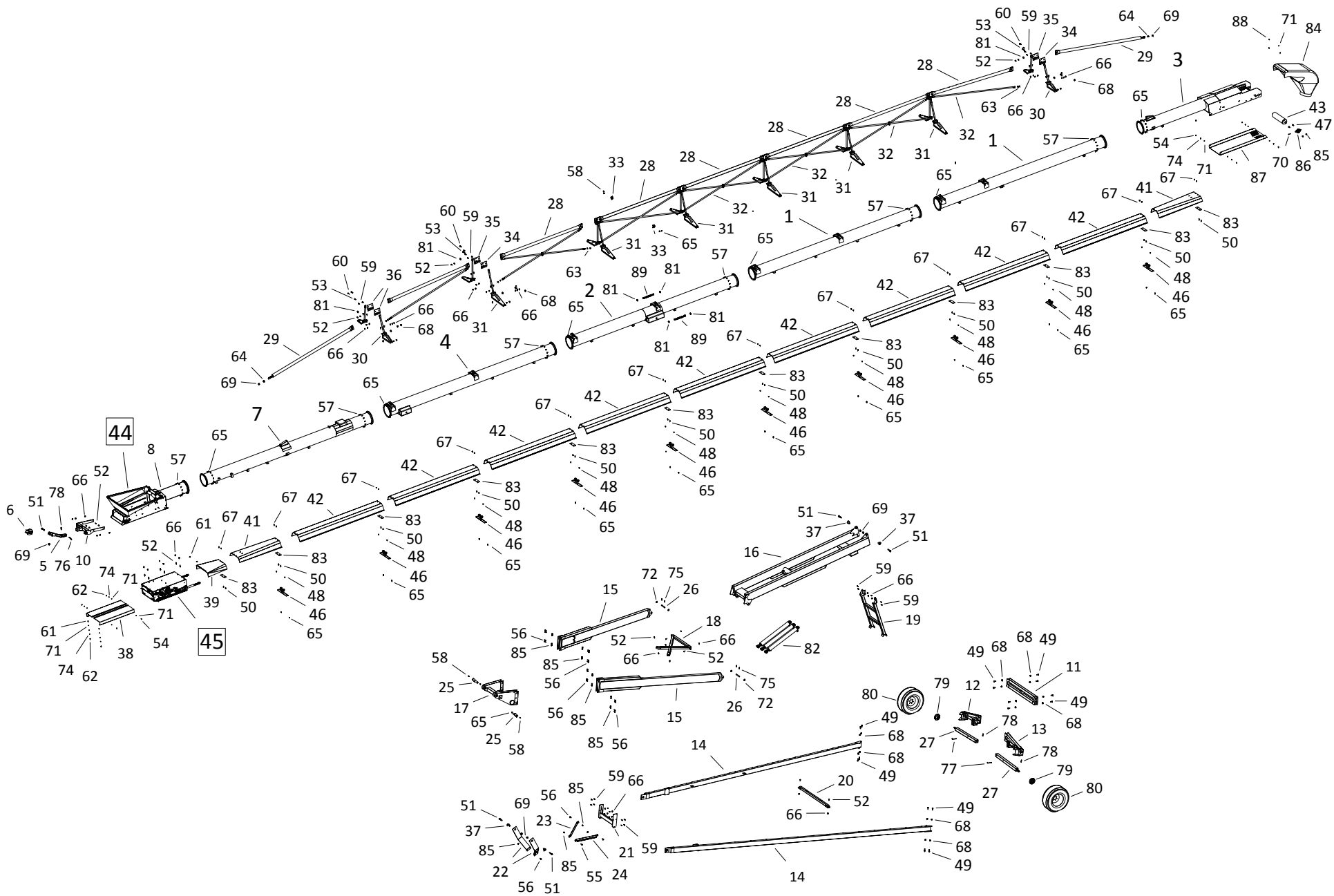
ITEM	PART NO.	DESCRIPTION
1	01010002	BREATHER -SWING AWAY
2	24590020	S-DRIVE ASM W/PINCH
3	13040011	PTO GUARD SWING
4	13090019	SWING PTO CRADLE
5	13202124	KEY 3/8" X 5.25" LONG
6	24020501	2400 Hopper
7	20020507	CENTER 20' -LOWER SUSP BRKT
8	20030004	20 SWING ADJUSTABLE TONGUE
9	20030005	20 ADJUSTABLE CLEVIS
10	20030017	CLEVIS
11	20030046	HITCH
12	20040004	SWING S-DRIVE COUPLING GUARD (HALF)
13	20040006	5190 GEARBOX GUARD
14	20040008	GUARD 6190GB FLIP-UP
15	24090067	GEARBOX MOUNT PLATFORM
16	20090071	GEARBOX MOUNT ANGLE BRKT
17	20092097	SWING 6190 GBOX SIDE MT (LINK ARM)
18	20591001	GBOX 90 1.85:1 1-15/16 6190 W/OIL
19	20591002	GBOX 90 1:1 CW/CW 1-1/2 5190 W/OIL
20	24041038	SHAFT GUARD(FL-210)
21	200900701	SWING 6190 GBOX SIDE MT (SD)
22	200900702	SWING 6190 GBOX SIDE MT (GBOX)
23	P0118008	BOLT 1" X 5" GR8 PLATED
24	P0118012	BOLT 1/2" X 1" GR8 PLATED
25	P0118033	BOLT 1/4" X 3/4" GR8 PLATED
26	P0118046	BOLT 3/8" X 1" GR8 PLATED
27	P0118013	BOLT 1/2"X1 1/2" GR.8 PLATED
28	P0118025	BOLT 1/2" X 9" GR8 PLATED
29	P0118077	BOLT 7/16"X1-1/2" GRADE 8 PLATED
30	P0134023	LOCKNUT-NYLON-1/4" GR8
31	P0134026	LOCKNUT-NYLON-3/8" GRADE 8
32	P0134007	LOCKNUT-NYLON-7/16"
33	P0134008	LOCKNUT-NYLON-1/2"
34	P01340101	LOCKNUT-NYLON-5/8" GRADE 8
35	P0134030	LOCKNUT-NYLON-1" GRADE 8
36	P0151009	FLAT WASHER 3/8"PLATED USS
37	P0151029	FLAT WASHER 1/2"PLATED USS
38	P0152004	LOCK WASHER 1/4"PLATED
39	P0152008	LOCK WASHER 1/2"PLATED
40	P0162002	Pin Hitch 3/4 x 3 1/2
41	P0162003	HITCH PIN 1" X 3-1/2" PLATED
42	P0163001	HAIR PIN 3/16" X 3-1/4"
43	P0167004	SPRING PIN 3/8"X3"
44	P0311003	CHAIN FOR DRIVE(80-2RX12+CL)
45	P0338122	SPROCKET-H80B12 X 1-1/2
46	P0381002	CV SHAFT-2000 SERIES

FRONT DRIVE PTO KIT 24-SERIES (24592230)



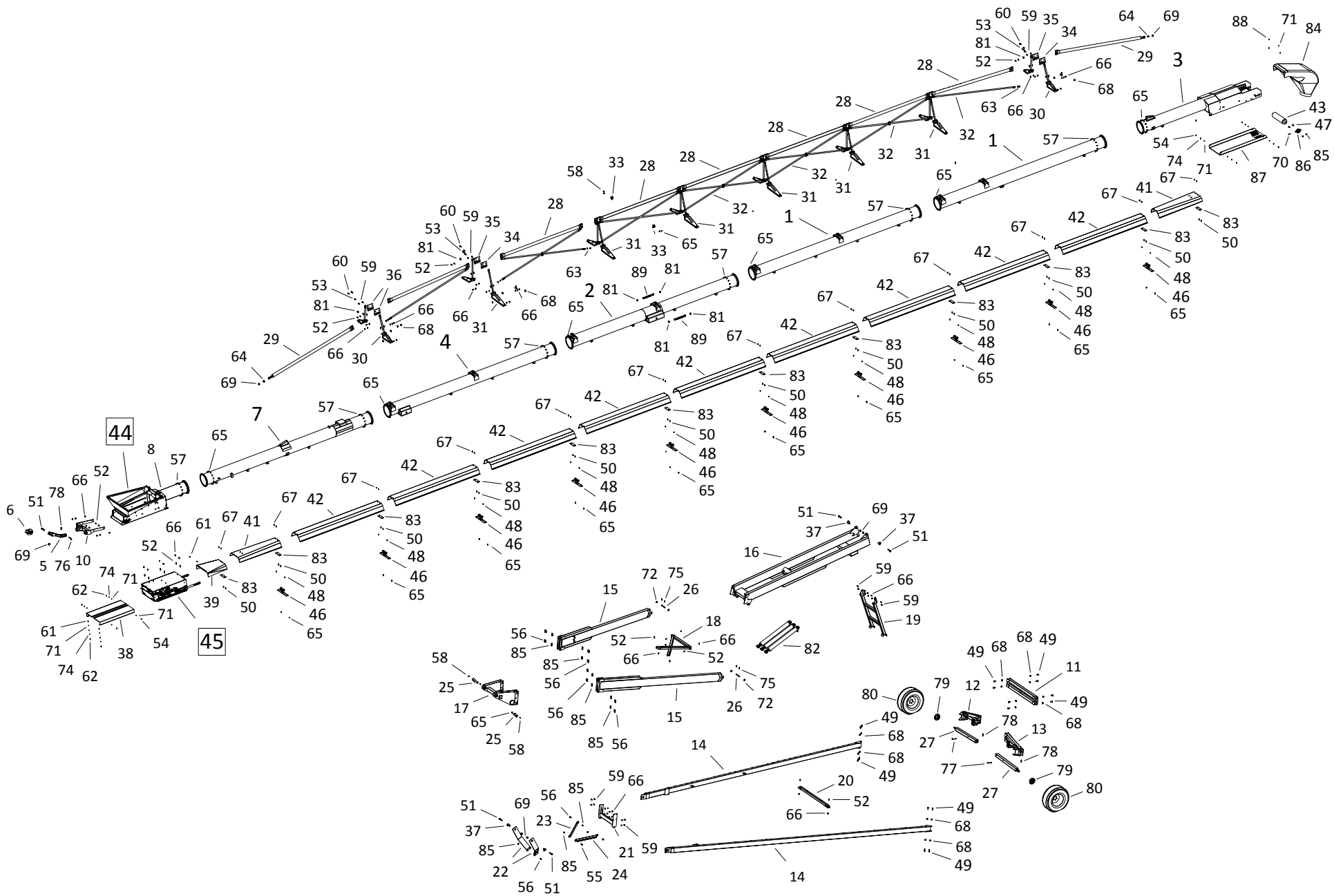
FRONT DRIVE PTO KIT 24-SERIES (24592230)

ITEM	PART NO.	DESCRIPTION
47	P0381028	PTO SHAFT-1-1/2" BOTH ENDS-105"-35
48	P0391002	KEY 3/8" X 2" LONG
49	P1210025	GEARBOX PLUG 2"
50	P1210033	501 SHAFT GUARD PLUG
51	P11240130	KEY RETAINER



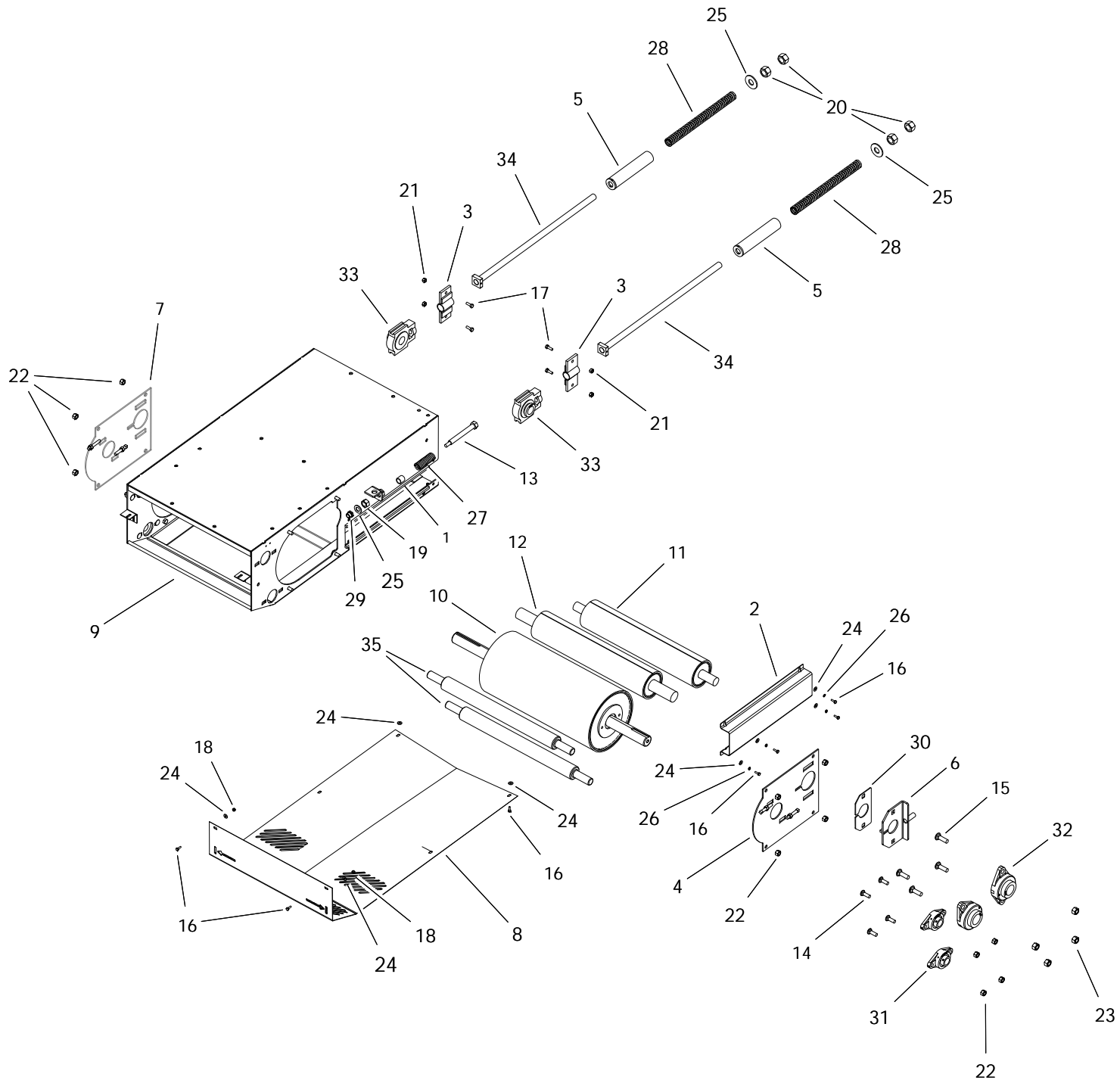
24120-24512012

ITEM	PART NO.	DESCRIPTION
1	20020152	CENTER 20' -20/24105+ W/MOUNTS
2	20020153	CENTER 20' -20/24105+ UP SUSP BKT
3	24020158	SPOUT - 9' 24120 W/ANCHOR
4	20020155	CENTER 20' -20/24105 LOWER SUSP BRT
5	20030016	Tongue
6	20030017	CLEVIS
7	24020156	CENTER 20' -24105 S-DRIVE BRT
8	24020501	2400 Hopper
10	24030046	24 SERIES HITCH
11	24030200	20/24105+ AXLE-CENTER SECTION
12	24030201	20/24105+ AXLE END - LH
13	24030202	20/24105+ AXLE END - RH
14	24030204	20/24105+ LOWER AXLE ARM WELD'T
15	24030205	20/24105+ LOWER SCISSOR ARM
16	24030206	20/24105+ UPPER SCISSOR WELD'T
17	24030207	20/24105+ BOWTIE WELDMENT
18	24030208	20/24105+ BOWTIE CROSSBRACE
19	24030209	20/24105+ TRANSPORT BRACE WELD'T
20	24030210	20/24105+ SCISSOR REST
21	24030211	20/24105+ STIFFENER CROSS BRACE
22	24030212	20/24105+ STIFFENER BRKT WELD'T
23	24030213	20/24105+ STIFFENER BRACE LH
24	24030214	20/24105+ STIFFENER BRACE RH
25	24030218	20/24 SCISSOR PIN WELD'T
26	24030219	LOWER SCISSOR ATTACH PIN
27	24030223	20/24105+ AXLE EXTENSION
28	24032338	20/24 TRUSS TUBE WELD'T
29	24032340	20/24 LONG ADJUST TUBE
30	24032343	20/24 LOW TRUSS TOWER WELD'T
31	24032346	20/24 HIGH TRUSS WELD'T
32	24032351	TRUSS CROSS BRACE, LONG
33	24032352	BRACE CLAMP
34	24032353	JOINER PLATE 1
35	24032354	JOINER PLATE 2
36	24032355	END JOINER PLATE
37	24032362	BOLTED 20105+ TUBE FRAME PIN
38	24042090	S-DR TO HOPPER GUARD
39	24042094	GUARD -ABOVE S-DRIVE
41	24042202	24-WEATHER GUARD 5' FLR - 61-1/2"
42	24042211	24-WEATHER GUARD 10' - 121-1/2"
43	24070009	HOPPER/SPOUT ROLLER LAGGED
44	24555800	HOPPER -COLLAPSABLE
45	24590020	S-DRIVE ASM W/PINCH
46	240100811	WG ROLLER MOUNT KIT W/ROLLERS
47	P0113007	CARRIAGE BOLT 5/8"X2" PLATED
48	P0113013	CARRIAGE BOLT 7/16"X1" PLATED



24120-24512012

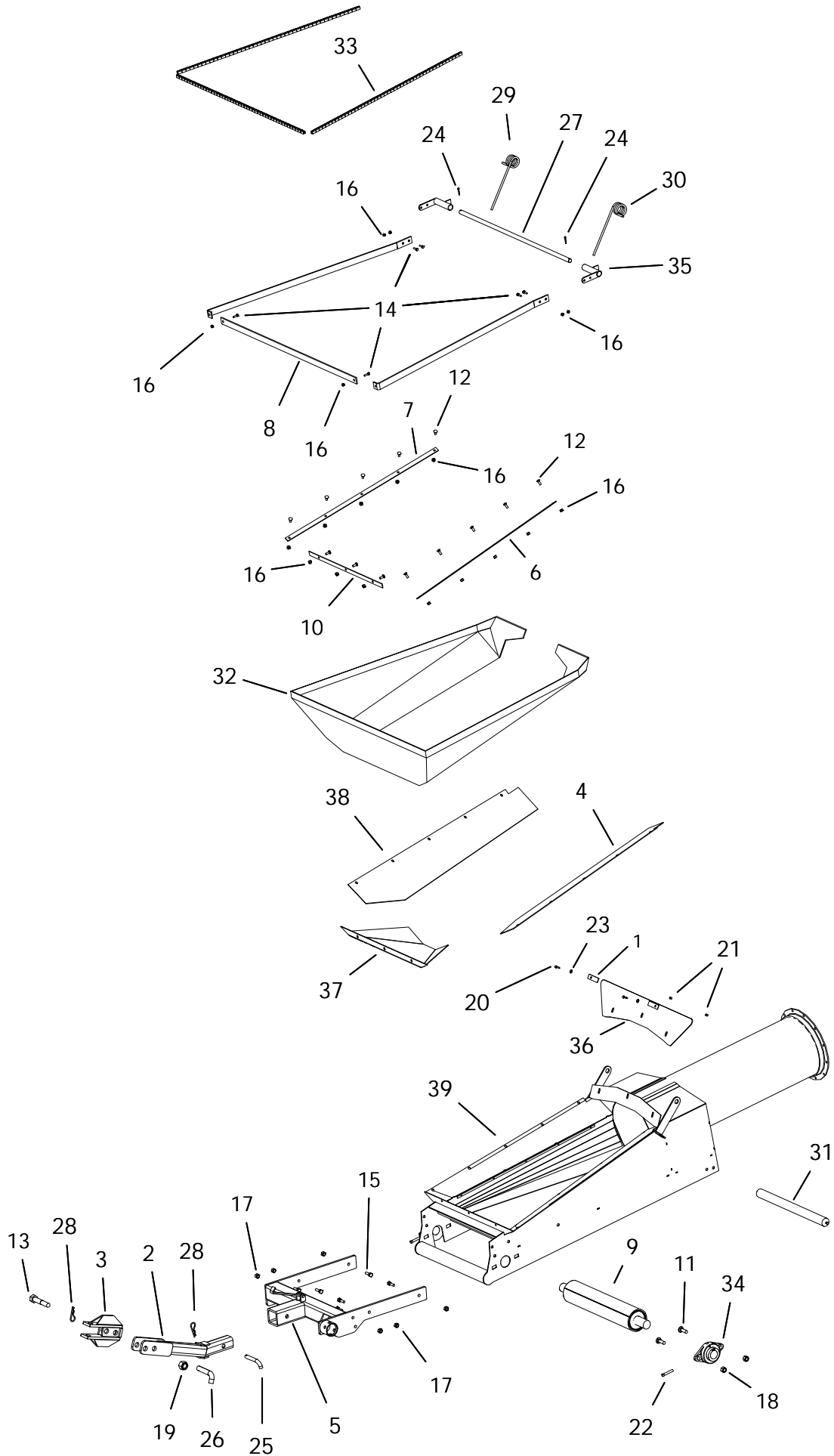
ITEM	PART NO.	DESCRIPTION
49	P0115111	BOLT 3/4" X 2" GR8 PLATED
50	P0115303	CAPSCREW 3/8X1-1/4FLT HD SOCKET PTD
51	P0118008	BOLT 1" X 5" GR8 PLATED
52	P0118013	BOLT 1/2"X1 1/2" GR.8 PLATED
53	P0118016	BOLT 1/2" X 2" GR8 PLATED
54	P0118033	BOLT 1/4" X 3/4" GR8 PLATED
55	P0118070	BOLT 5/8" X 2-1/2" GR8 PLATED
56	P0118071	BOLT 5/8" X 2" GR8 PLATED
57	P0118076	BOLT 7/16"X1" GRADE 8 PLATED
58	P0118077	BOLT 7/16"X1-1/2" GRADE 8 PLATED
59	P0118090	BOLT 1/2" X 1-3/4" GR8 PLATED
60	P0118093	BOLT 3/4" X 2-1/2" GR8 PLATED
61	P0118131	BOLT 1/4" X 1" GR8 PLATED
62	P0131016	NUT 1/4" PLATED GRADE 8
63	P0131019	NUT 3/4" PLATED GRADE 8
64	P0131021	NUT 1" PLATED GRADE 8
65	P0134007	LOCKNUT-NYLON-7/16"
66	P0134008	LOCKNUT-NYLON-1/2"
67	P0134026	LOCKNUT-NYLON-3/8" GRADE 8
68	P0134029	LOCKNUT-NYLON-3/4" GRADE 8
69	P0134030	LOCKNUT-NYLON-1" GRADE 8
70	P0145002	SET SCREW-7/16"X2-1/2"SQ.HD.
71	P0151006	FLAT WASHER 1/4"PLATED USS
72	P0151027	FLAT WASHER 1"SAE
74	P0152004	LOCK WASHER 1/4"PLATED
75	P0161001	Cotter Pin 1/4 x 2
76	P0162002	Pin Hitch 3/4 x 3 1/2
77	P0162004	HITCH PIN 1/2" X 5" PLATED
78	P0163001	HAIR PIN 3/16" X 3-1/4"
79	P0616102	HUB-HA614-6 BOLT C/W BEARINGS
80	P0616304	TIRE ASM -6BLT 12.5LX16 LRG
81	P0712106	CABLE CLAMP-1/2" GALV.
82	P0814540	HYD CYL-4-1/2X40
83	P1010002	BI-MOUNT PLATE CAST
84	P1212402	HOOD-ROUND 24 SERIES
85	P01340101	LOCKNUT-NYLON-5/8" GRADE 8
86	P1711006	FLANGE UNIT-1-15/16"-PREMIUM
87	P11240162	
88	P0141003	TEK SCREW 1/4"X1-1/2" HEX WASHER
89	P0182101	TURNBUCKLE 5/8" X 6"STUB
90	P302000051	HOLDER, MANUAL, W/CAP P/N 29775 (NOT SHOWN)
91	P0711125	CABLE-1/2" (76') (NOT SHOWN)
92	P0711127	CABLE-1/2" (120') (NOT SHOWN)
93	24570013	



S-DRIVE (24590020)

ITEM	PART NO.	DESCRIPTION
1	15062010	PINCH PIPE
2	20042070	S-DRIVE TAKEUP GUARD
3	20060501	S-DRIVE TAKEUP BRACKET
4	20060502	DRIVE ROLLER COVER LH
5	20060504	PRETENSIONER
6	20060507	Pinch Tighener Plate
7	20060514	DRIVE ROLLER COVER RH
8	24040001	S-DRIVE BOTTOM GUARD
9	24060500	24 SERIES S-DRIVE
10	24070005	ROLLER 10-1/2" W/1-15/16 SHAFT
11	24070508	PINCH SD TAKE-UP ROLLER
12	24070509	S-DRIVE PINCH ROLLER
13	P0113000	SPRING TENSION BOLT
14	P0113004	CARRIAGE BOLT 1/2"X1-1/2"PLATED
15	P0113007	CARRIAGE BOLT 5/8"X2"PLATED
16	P0118033	BOLT 1/4" X 3/4" GR8 PLATED
17	P0118046	BOLT 3/8" X 1" GR8 PLATED
18	P0131016	NUT 1/4" PLATED GRADE 8
19	P0131019	NUT 3/4" PLATED GRADE 8
20	P0131021	NUT 1" PLATED GRADE 8
21	P0134026	LOCKNUT-NYLON-3/8" GRADE 8
22	P0134008	LOCKNUT-NYLON-1/2"
23	P01340101	LOCKNUT-NYLON-5/8" GRADE 8
24	P0151006	FLAT WASHER 1/4"PLATED USS
25	P0151031	FLAT WASHER 1"PLATED USS
26	P0152004	LOCK WASHER 1/4"PLATED
27	P0511008	SPRING-LD-1300 SERIES
28	P0511010	SPRING-COMP-1.46"X16.5" (1.05"DIA)
29	P0820129	BUSHING BRASS FLANGED
30	P1210103	PINCH SLIDE PLATE (POLY)
31	P1711005	FLANGE UNIT-1-1/4"-PREMIUM
32	P1711006	FLANGE UNIT-1-15/16"-PREMIUM
33	P1721004	TAKE-UP UNIT-1-1/2"-PREMIUM
34	P2520006	20 S-DRIVE TIGHTENER BOLT
35	P20324001	S-DRIVE RETURN ROLLER
36	P0351010	MACHINERY BUSHING 7/8" MEDIUM (NOT SHOWN)

HOPPER (2455580X)

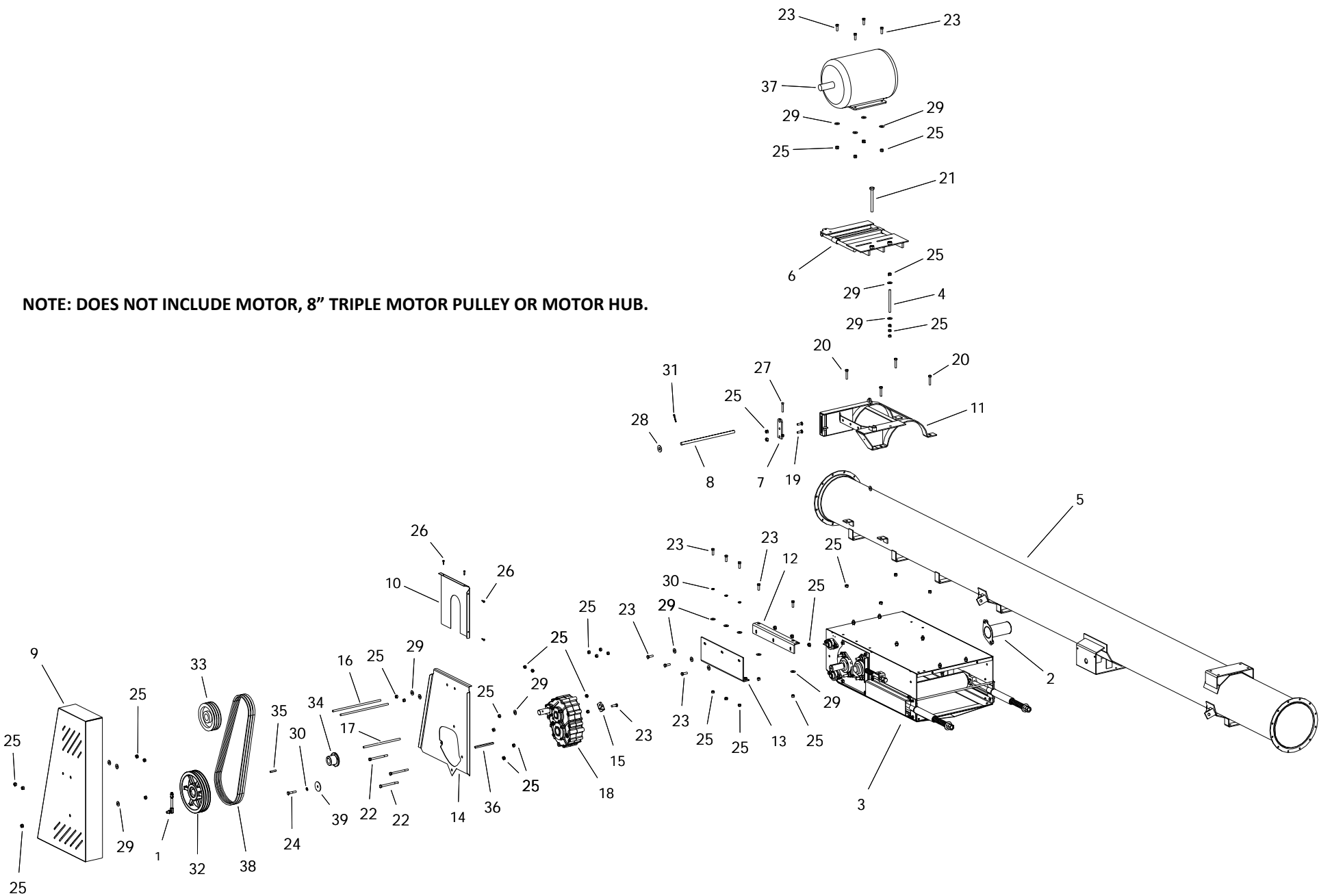


HOPPER (2455580X)

ITEM	PART NO.	DESCRIPTION
1	13052005	Lower Cloth Frame (back) (1300 new)
2	20030016	Tongue
3	20030017	CLEVIS
4	P19249003	24" HOPPER SIDE FLASING LEFT
5	24030046	24 SERIES HITCH
6	24052002	LOWER CLOTH FRAME SIDE
7	24052002	LOWER CLOTH FRAME SIDE
8	24052004	UPPER CLOTH FRAME STD (3PC)
9	24070009	HOPPER/SPOUT ROLLER LAGGED
10	24502003	LOWER CLOTH FRAME FRONT
11	P0113007	CARRIAGE BOLT 5/8"X2"PLATED
12	P0116001	ELEVATOR BOLT 1/4"X1-1/4"
13	P0118008	BOLT 1" X 5" GR8 PLATED
14	P0118046	BOLT 3/8" X 1" GR8 PLATED
15	P0118013	BOLT 1/2"X1 1/2" GR.8 PLATED
16	P0131016	NUT 1/4" PLATED GRADE 8
17	P0134008	LOCKNUT-NYLON-1/2"
18	P01340101	LOCKNUT-NYLON-5/8" GRADE 8
19	P0134030	LOCKNUT-NYLON-1" GRADE 8
20	P0141002	TEK SCREW 1/4"X1"
21	P0145001	VINYL SCREW CAP
22	P0145002	SET SCREW-7/16"X2-1/2"SQ.HD.
23	P0151006	FLAT WASHER 1/4"PLATED USS
24	P0161003	COTTER PIN 3/16"X1-1/2"PLATED
25	P0162002	Pin Hitch 3/4 x 3 1/2
26	P0162003	HITCH PIN 1" X 3-1/2" PLATED
27	P0162008	HOPPER PIVOT SHAFT-20/24 (rev1)
28	P0163001	HAIR PIN 3/16" X 3-1/4"
29	P0521005	HOPPER SPRING-R-.437
30	P0521006	HOPPER SPRING-L-.437
31	P1021011	ROLLER HEX 25"
32	P1621019	HOPPER CANVAS-24 CONV
33	P1641015	TRIM LOCK
34	P1711006	FLANGE UNIT-1-15/16"-PREMIUM
35	P2515017	PIVOT SHAFT BRACKET
36	P11240047	24 HOPPER SHIELD WIDE
37	P19249001	24" HOPPER FRONT FLASHING
38	P19249002	24" HOPPER SIDE FLASING RIGHT
39	24020501	2400 Hopper

24 ELECTRIC GEARBOX DRIVE KIT - 205 (24593000)

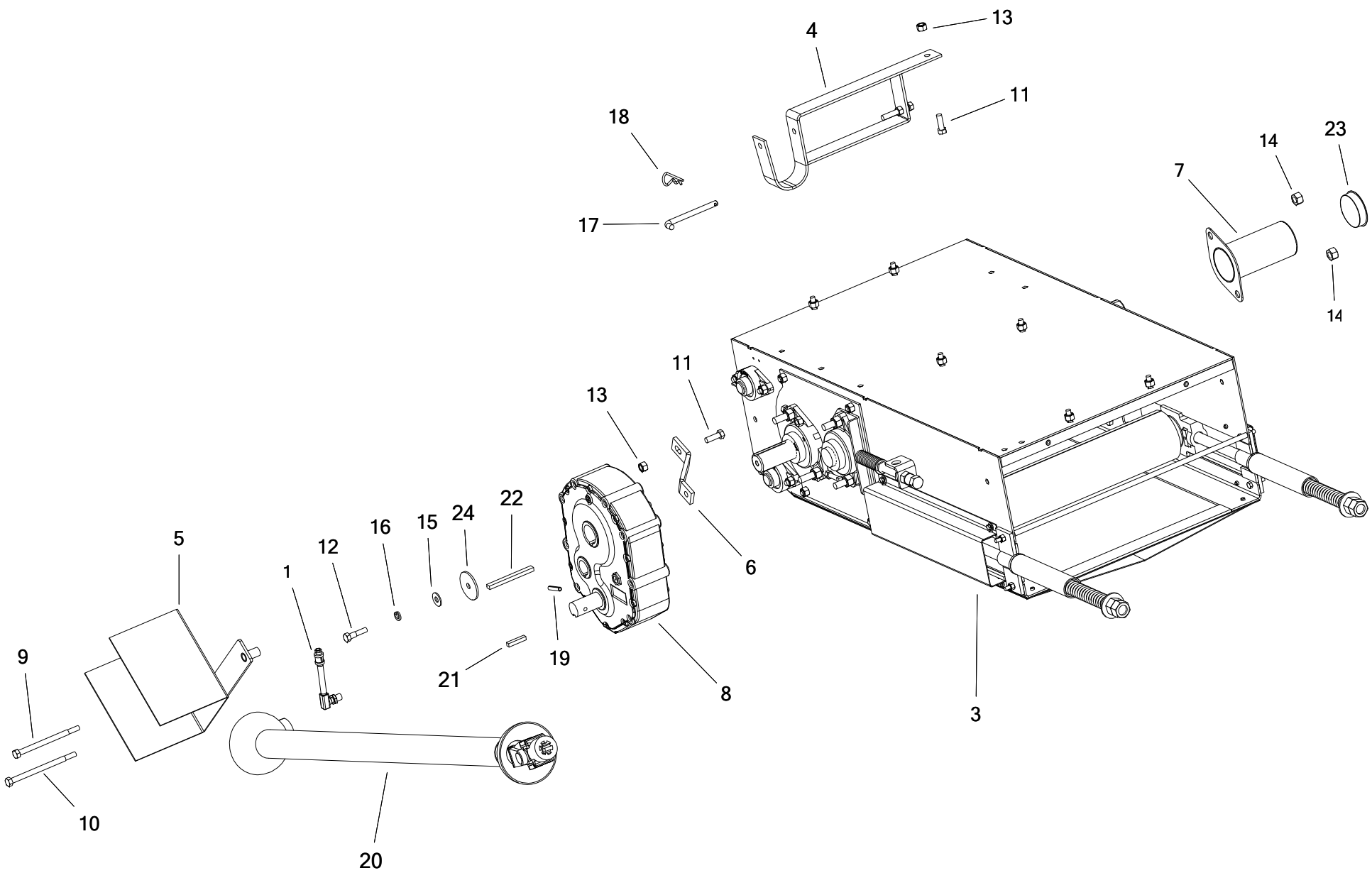
NOTE: DOES NOT INCLUDE MOTOR, 8" TRIPLE MOTOR PULLEY OR MOTOR HUB.



24 ELECTRIC GEARBOX DRIVE KIT - 205 (24593000)

ITEM	PART NO.	DESCRIPTION
1	01010001	BREATHER -M590 GB
2	2400035X	SHAFT GUARD FL-210 ASSY KIT
3	24590020	S-DRIVE ASM W/PINCH
4	13102055	TAB ADJUSTER ROD-1/2" X 7"
5	20020507	CENTER 20' -LOWER SUSP BRKT
6	20060027	ELECTRIC MOTOR MOUNT PLATE
7	20060040	ELECTRIC MOUNT ADJUSTER
8	20060055	ELECTRIC MOTOR MOUNT PIN-HD
9	24040012	24 ELEC PULLEY GUARD
10	24040013	24 ELEC PULLEY GUARD BACK
11	24060005	24 ELECTRIC OFFSET MOTOR CLAMP
12	24061016	24 ELEC OFFSET CLAMP SUPPORT TOP
13	24061017	24 ELEC OFFSET CLAMP SUPPORT BOTTOM
14	24061018	24 ELECTRIC BACK PLATE PINCH
15	24062178	24 ELEC GEARBOX STABILIZER
16	24062180	ADJUSTER ROD 1/2" X 17"
17	24062181	ADJUSTER ROD 1/2" X 13"
18	24591001	GBOX 6:1 CW/CW 1-15/16 W/OIL
19	P0113004	CARRIAGE BOLT 1/2"X1-1/2"PLATED
20	P0114005	TAP BOLT 1/2 X 2-1/2 GR.8 PLATED
21	P0114007	TAP BOLT 3/4 X 7 PLATED
22	P0118023	BOLT 1/2" X 6" GR8 PLATED
23	P0118013	BOLT 1/2"X1 1/2" GR.8 PLATED
24	P0118017	BOLT 1/2"X2-1/2"GRADE 8 PLATED
25	P0134008	LOCKNUT-NYLON-1/2"
26	P0141002	TEK SCREW 1/4"X1"
27	P0145002	SET SCREW-7/16"X2-1/2"SQ.HD.
28	P0151015	FLAT WASHER 3/4"PLATED USS
29	P0151029	FLAT WASHER 1/2"PLATED USS
30	P0152008	LOCK WASHER 1/2"PLATED
31	P0161001	Cotter Pin 1/4 x 2
32	P0328095	PULLEY-TRIPLE 3B124SK
33	P0328095	PULLEY-TRIPLE 3B124SK
34	P0341924	HUB SK 1-1/2
35	P0391002	KEY 3/8" X 2" LONG
36	P0391006	KEY 3/8 X 1/2 X 6-1/2 LONG
37	P0931005	MOTOR 10HP 3PH 230/460V 1740RPM
38	P03210388	BELT 3RB88 BANDED
39	P11130185	AXLE END CAP

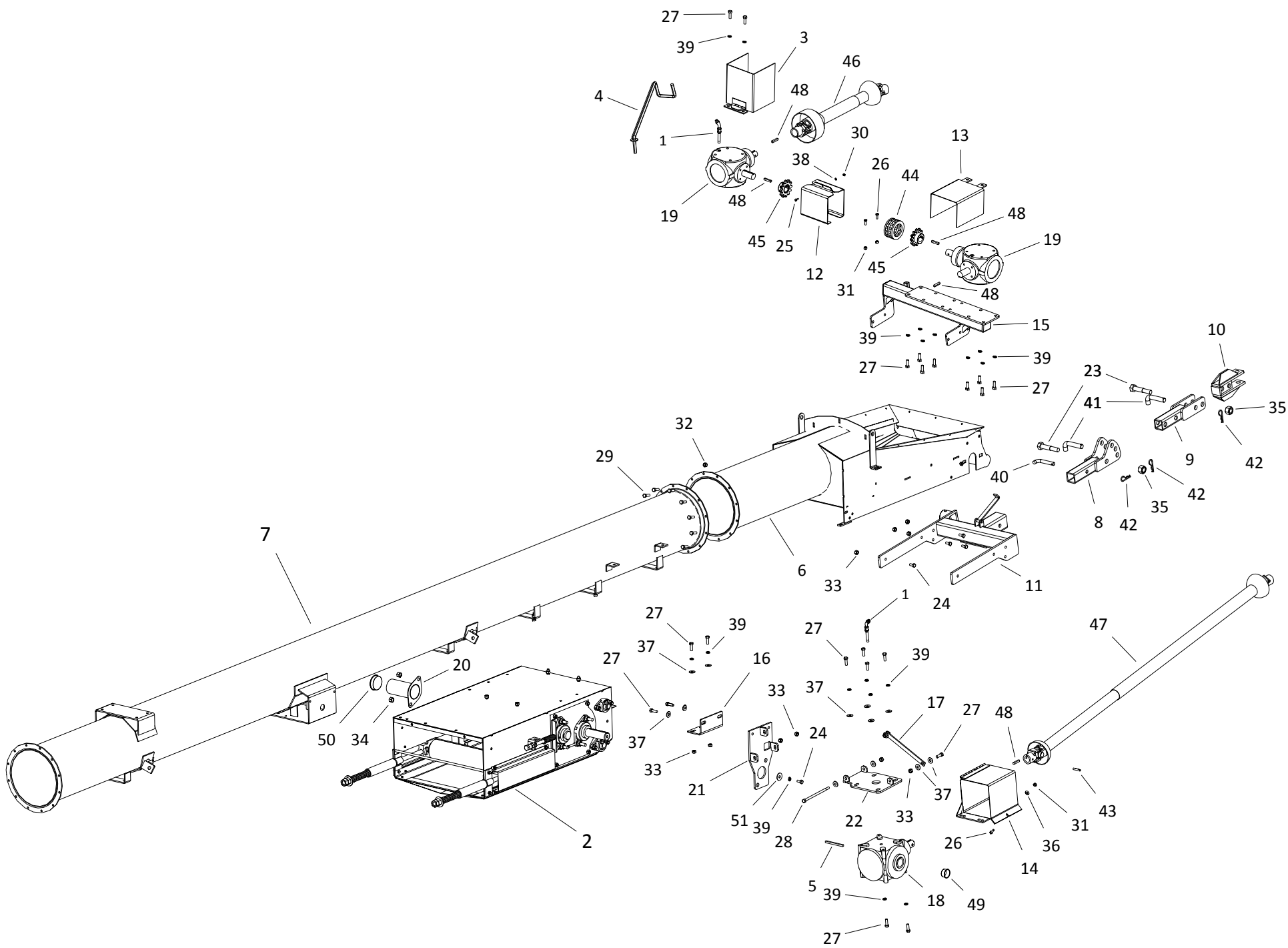
24 SIDE PTO GEARBOX DRIVE KIT -W_ PINCH (24592200)



24 SIDE PTO GEARBOX DRIVE KIT -W_PINCH (24592200)

ITEM	PART NO.	DESCRIPTION
1	01010001	BREATHER -M590 GB
3	24590020	S-DRIVE ASM W/PINCH
4	20040009	PTO CRADLE EXTENDED
5	20040017	PTO GUARD M590 MOUNT
6	20062178	GEARBOX STABILIZER
7	24041038	SHAFT GUARD(FL-210)
8	24591000	GEARBOX 2:1 CW/CW 1-15/16 M590A
9	P0118096	BOLT 1/2" X 7" GR8 PLATED
10	P0118097	BOLT 1/2" X 7-1/2" GR8 PLATED
11	P0118013	BOLT 1/2"X1 1/2" GR.8 PLATED
12	P0118016	BOLT 1/2" X 2" GR8 PLATED
13	P0134008	LOCKNUT-NYLON-1/2"
14	P01340101	LOCKNUT-NYLON-5/8" GRADE 8
15	P0151029	FLAT WASHER 1/2"PLATED USS
16	P0152008	LOCK WASHER 1/2"PLATED
17	P0162004	HITCH PIN 1/2" X 5" PLATED
18	P0163001	HAIR PIN 3/16" X 3-1/4"
19	P0167002	SPRING PIN 3/8" X 2"
20	P0381010	PTO SHAFT-1-1/2"X75" (HEAVY)
21	P0391002	KEY 3/8" X 2" LONG
22	P0391008	KEY 3/8"x1/2"x5-1/8"
23	P1210033	501 SHAFT GUARD PLUG
24	P11130185	AXLE END CAP

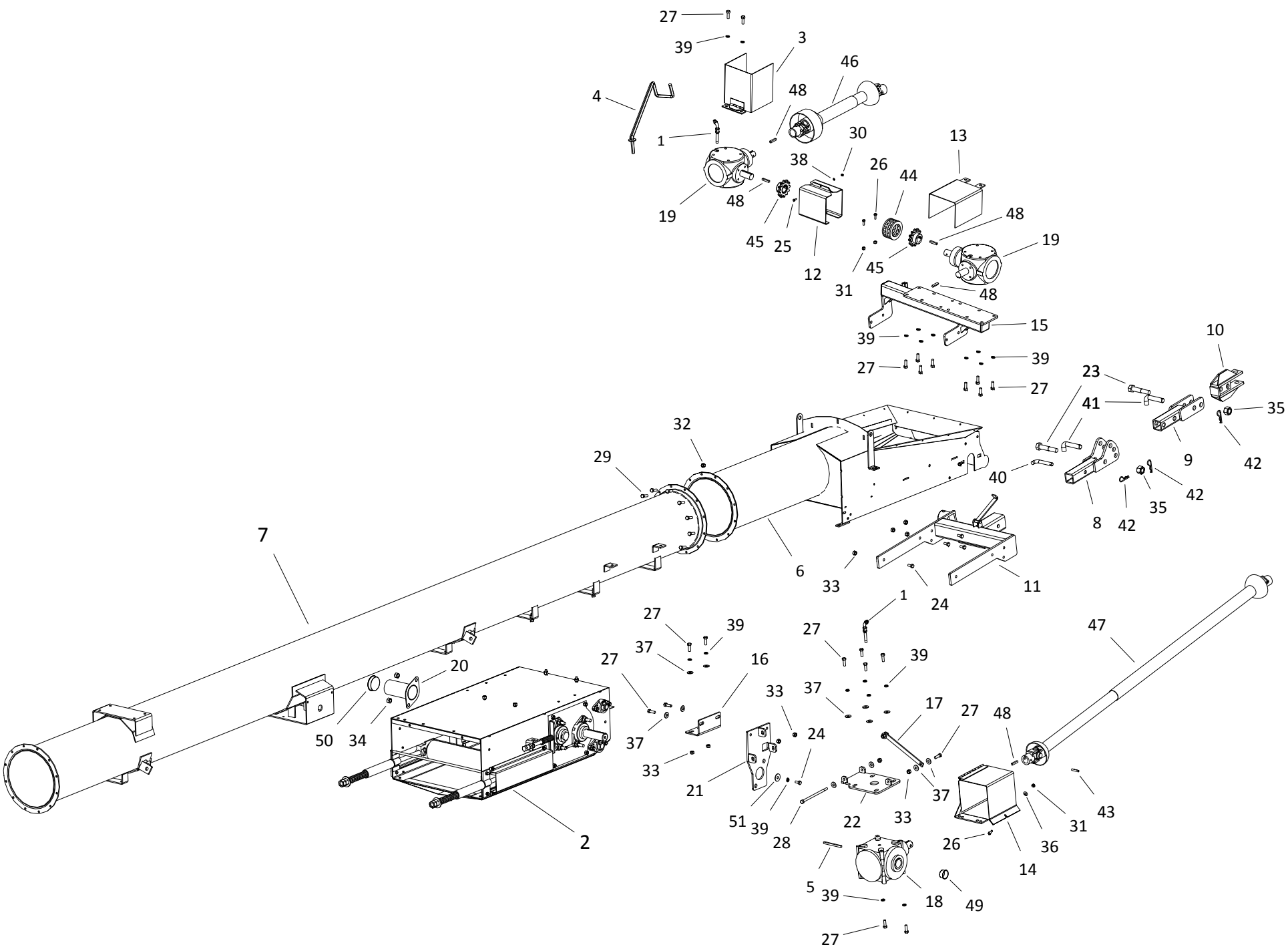
FRONT DRIVE PTO KIT 24-SERIES (24592230)



FRONT DRIVE PTO KIT 24-SERIES (24592230)

ITEM	PART NO.	DESCRIPTION
1	01010002	BREATHER -SWING AWAY
2	24590020	S-DRIVE ASM W/PINCH
3	13040011	PTO GUARD SWING
4	13090019	SWING PTO CRADLE
5	13202124	KEY 3/8" X 5.25" LONG
6	24020501	2400 Hopper
7	20020507	CENTER 20' -LOWER SUSP BRKT
8	20030004	20 SWING ADJUSTABLE TONGUE
9	20030005	20 ADJUSTABLE CLEVIS
10	20030017	CLEVIS
11	20030046	HITCH
12	20040004	SWING S-DRIVE COUPLING GUARD (HALF)
13	20040006	5190 GEARBOX GUARD
14	20040008	GUARD 6190GB FLIP-UP
15	24090067	GEARBOX MOUNT PLATFORM
16	20090071	GEARBOX MOUNT ANGLE BRKT
17	20092097	SWING 6190 GBOX SIDE MT (LINK ARM)
18	20591001	GBOX 90 1.85:1 1-15/16 6190 W/OIL
19	20591002	GBOX 90 1:1 CW/CW 1-1/2 5190 W/OIL
20	24041038	SHAFT GUARD(FL-210)
21	200900701	SWING 6190 GBOX SIDE MT (SD)
22	200900702	SWING 6190 GBOX SIDE MT (GBOX)
23	P0118008	BOLT 1" X 5" GR8 PLATED
24	P0118012	BOLT 1/2" X 1" GR8 PLATED
25	P0118033	BOLT 1/4" X 3/4" GR8 PLATED
26	P0118046	BOLT 3/8" X 1" GR8 PLATED
27	P0118013	BOLT 1/2"X1 1/2" GR.8 PLATED
28	P0118025	BOLT 1/2" X 9" GR8 PLATED
29	P0118077	BOLT 7/16"X1-1/2" GRADE 8 PLATED
30	P0134023	LOCKNUT-NYLON-1/4" GR8
31	P0134026	LOCKNUT-NYLON-3/8" GRADE 8
32	P0134007	LOCKNUT-NYLON-7/16"
33	P0134008	LOCKNUT-NYLON-1/2"
34	P01340101	LOCKNUT-NYLON-5/8" GRADE 8
35	P0134030	LOCKNUT-NYLON-1" GRADE 8
36	P0151009	FLAT WASHER 3/8"PLATED USS
37	P0151029	FLAT WASHER 1/2"PLATED USS
38	P0152004	LOCK WASHER 1/4"PLATED
39	P0152008	LOCK WASHER 1/2"PLATED
40	P0162002	Pin Hitch 3/4 x 3 1/2
41	P0162003	HITCH PIN 1" X 3-1/2" PLATED
42	P0163001	HAIR PIN 3/16" X 3-1/4"
43	P0167004	SPRING PIN 3/8"X3"
44	P0311003	CHAIN FOR DRIVE(80-2RX12+CL)
45	P0338122	SPROCKET-H80B12 X 1-1/2
46	P0381002	CV SHAFT-2000 SERIES

FRONT DRIVE PTO KIT 24-SERIES (24592230)



FRONT DRIVE PTO KIT 24-SERIES (24592230)

ITEM	PART NO.	DESCRIPTION
47	P0381028	PTO SHAFT-1-1/2" BOTH ENDS-105"-35
48	P0391002	KEY 3/8" X 2" LONG
49	P1210025	GEARBOX PLUG 2"
50	P1210033	501 SHAFT GUARD PLUG
51	P11240130	KEY RETAINER



Shipping: 201 Industrial Drive, Swift Current, Saskatchewan S9H 5R4, CANADA

Mailing: Box 1750, Swift Current, Saskatchewan S9H 4J8, CANADA

Toll-Free: (877) 667-7421 (Canada & USA)

Phone: (306) 773-7779

Fax: (306) 778-2524

Email: info@batcomfg.com

Web: www.batcomfg.com

Batco is part of the Ag Growth International group

© Ag Growth International 2018

Printed in Canada